



US00D548982S

(12) **United States Design Patent**
Chernicoff et al.

(10) **Patent No.:** **US D548,982 S**

(45) **Date of Patent:** **** Aug. 21, 2007**

(54) **CLOTHING HANGER**

(75) Inventors: **Larry Chernicoff**, Great Barrington,
MA (US); **Gary Barker**, Oakland, CA
(US)

(73) Assignee: **GreenHeart Global LLC**, Oakland, CA
(US)

(**) Term: **14 Years**

(21) Appl. No.: **29/264,767**

(22) Filed: **Aug. 17, 2006**

(51) **LOC (8) Cl.** **06-08**

(52) **U.S. Cl.** **D6/318**

(58) **Field of Classification Search** D6/315-319,
D6/323-325, 327, 328; D8/249, 354, 356,
D8/367, 373; 223/85-98; 211/13.1, 85.3,
211/86.01, 183

See application file for complete search history.

(56) **References Cited**

U.S. PATENT DOCUMENTS

D254,644 S *	4/1980	Abramowitz	D6/315
D264,789 S *	6/1982	Zyla et al.	D6/315
D272,494 S *	2/1984	Mahowald	D6/513
D293,514 S *	1/1988	Hurrelbrink	D6/318
D321,288 S *	11/1991	Nichol, Jr.	D6/315
D326,365 S *	5/1992	Stevens et al.	D6/315
D337,338 S *	7/1993	Chang	D3/266
D342,613 S *	12/1993	Ackerman	D6/327

D366,569 S *	1/1996	Coles et al.	D6/315
D368,590 S *	4/1996	Charlet	D6/315
D377,868 S *	2/1997	Charlet	D6/315
D448,181 S *	9/2001	Shergalis	D6/315

* cited by examiner

Primary Examiner—Stella Reid

Assistant Examiner—Shanda C. Hill

(74) *Attorney, Agent, or Firm*—Stuart J. Friedman

(57) **CLAIM**

The ornamental design for a clothing hanger, as shown and described.

DESCRIPTION

FIG. 1 is a top plan view of a clothing hanger showing our new design;

FIG. 2 is a left side elevational view of the clothes hanger of FIG. 1 of the present invention.

FIG. 3 is a front elevational view of the clothes hanger of FIG. 1 of the present invention. The rear elevational view is a mirror image of the front elevational view.

FIG. 4 is a right side elevational view of the clothes hanger of FIG. 1 of the present invention.

FIG. 5 is a bottom plan view of the clothes hanger of FIG. 1 of the present invention; and,

FIG. 6 is a perspective view of the clothes hanger of FIG. 1 of the present invention.

1 Claim, 1 Drawing Sheet

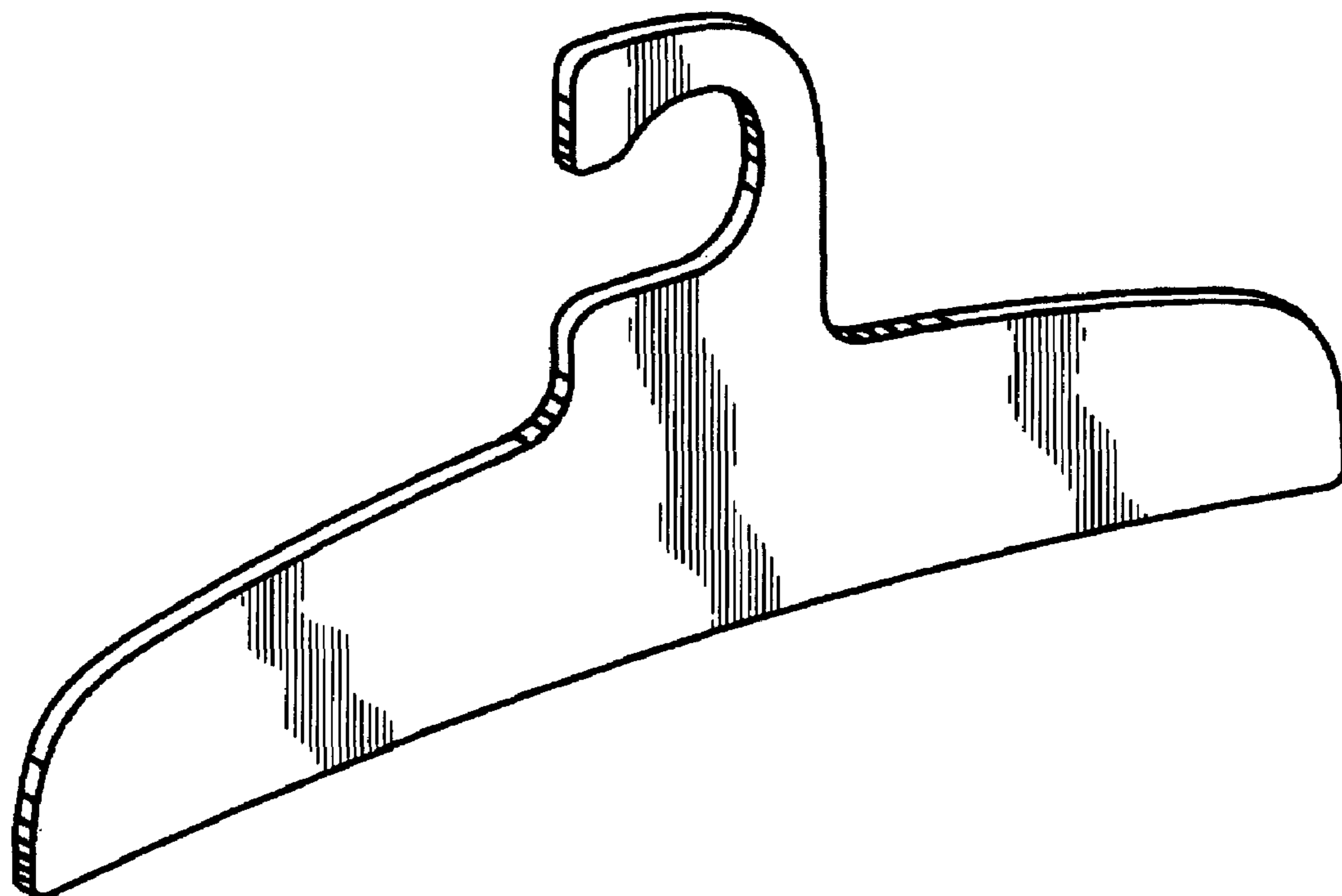




FIG. 1



FIG. 2

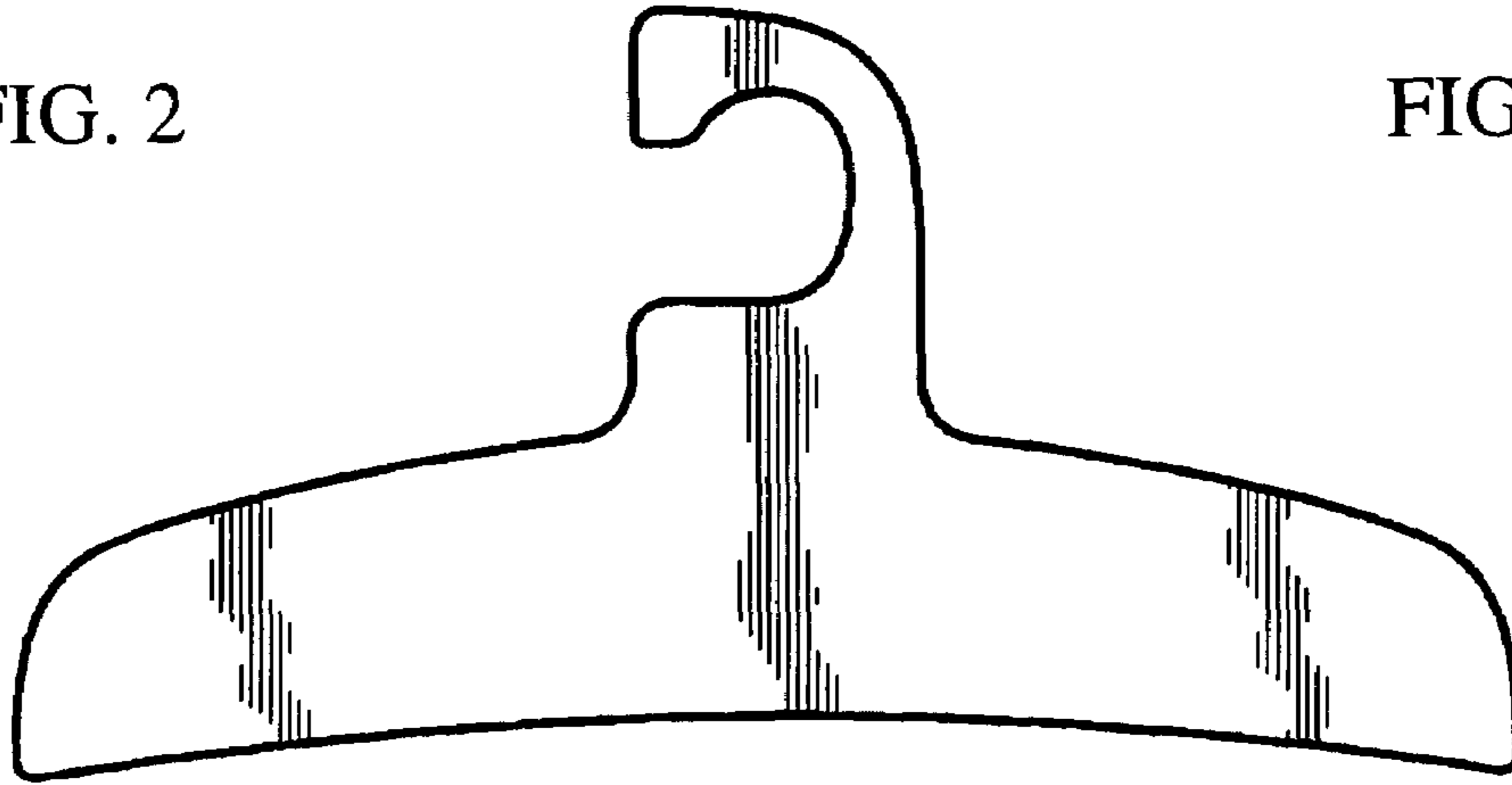


FIG. 3



FIG. 4



FIG. 5

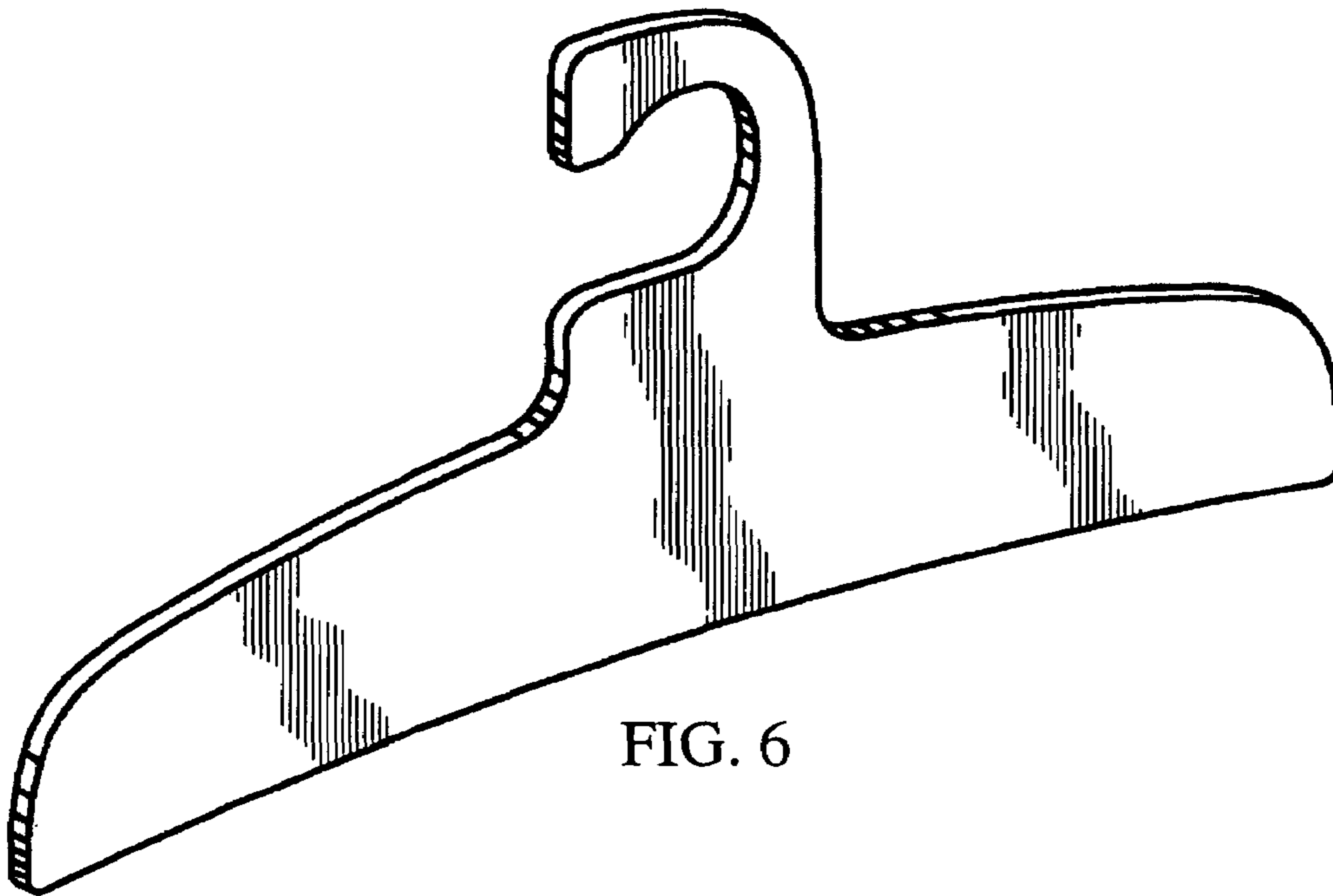


FIG. 6