

US00D548979S

(12) **United States Design Patent** (10) **Patent No.:** **US D548,979 S**
Dotterman et al. (45) **Date of Patent:** **** Aug. 21, 2007**

(54) **BROOM**

(75) Inventors: **Perry S. Dotterman**, Maplewood, MN (US); **Jacob J. Orak**, Ho Chi Minh (VN); **Byron E. Trotter**, Saint Paul, MN (US); **Lloyd S. Vasilakes**, Stillwater, MN (US); **Mauro Porcini**, Bregano (IT); **Peter J. Newbould**, Milan (IT); **Arthur V. Lang**, Maplewood, MN (US)

(73) Assignee: **3M Innovative Properties Company**, St. Paul, MN (US)

(**) Term: **14 Years**

(21) Appl. No.: **29/250,509**

(22) Filed: **Nov. 17, 2006**

(51) **LOC (8) Cl.** **04-99**

(52) **U.S. Cl.** **D4/199**

(58) **Field of Classification Search** D4/129, D4/132, 135, 199; D32/50; 15/146, 147.1, 15/159.1, 160, 171, 175, 176.1, 176.2
See application file for complete search history.

(56) **References Cited**

U.S. PATENT DOCUMENTS

D346,905 S	*	5/1994	Berti	D4/199
D359,853 S	*	7/1995	Haug	D4/132
D473,057 S	*	4/2003	Chan	D4/199
6,598,257 B2	*	7/2003	Cavalheiro	15/159.1
D487,974 S	*	4/2004	Pinochi	D4/135
D537,255 S	*	2/2007	Berti	D4/199

OTHER PUBLICATIONS

EU 174719-0001 Industrial Design Resgistration (3M Innovative Properties Co.) Jul. 27, 2004, [online], [retrieved on Apr. 2, 2007]

Retrieved from the Design Database of the Office for Harmonization in the Internal Market using the Internet < URL: <http://www.oami.europa.eu>>.*

* cited by examiner

Primary Examiner—Alan P. Douglas
Assistant Examiner—Lavone D. Tabor
(74) *Attorney, Agent, or Firm*—Trisha D. Adamson

(57) **CLAIM**

The ornamental design for a broom, as shown and described.

DESCRIPTION

FIG. 1 is a perspective view showing the new design for a broom;

FIG. 2 is a front view thereof, the rear view being a mirror image thereof;

FIG. 3 is a right side view thereof;

FIG. 4 is a left side view thereof;

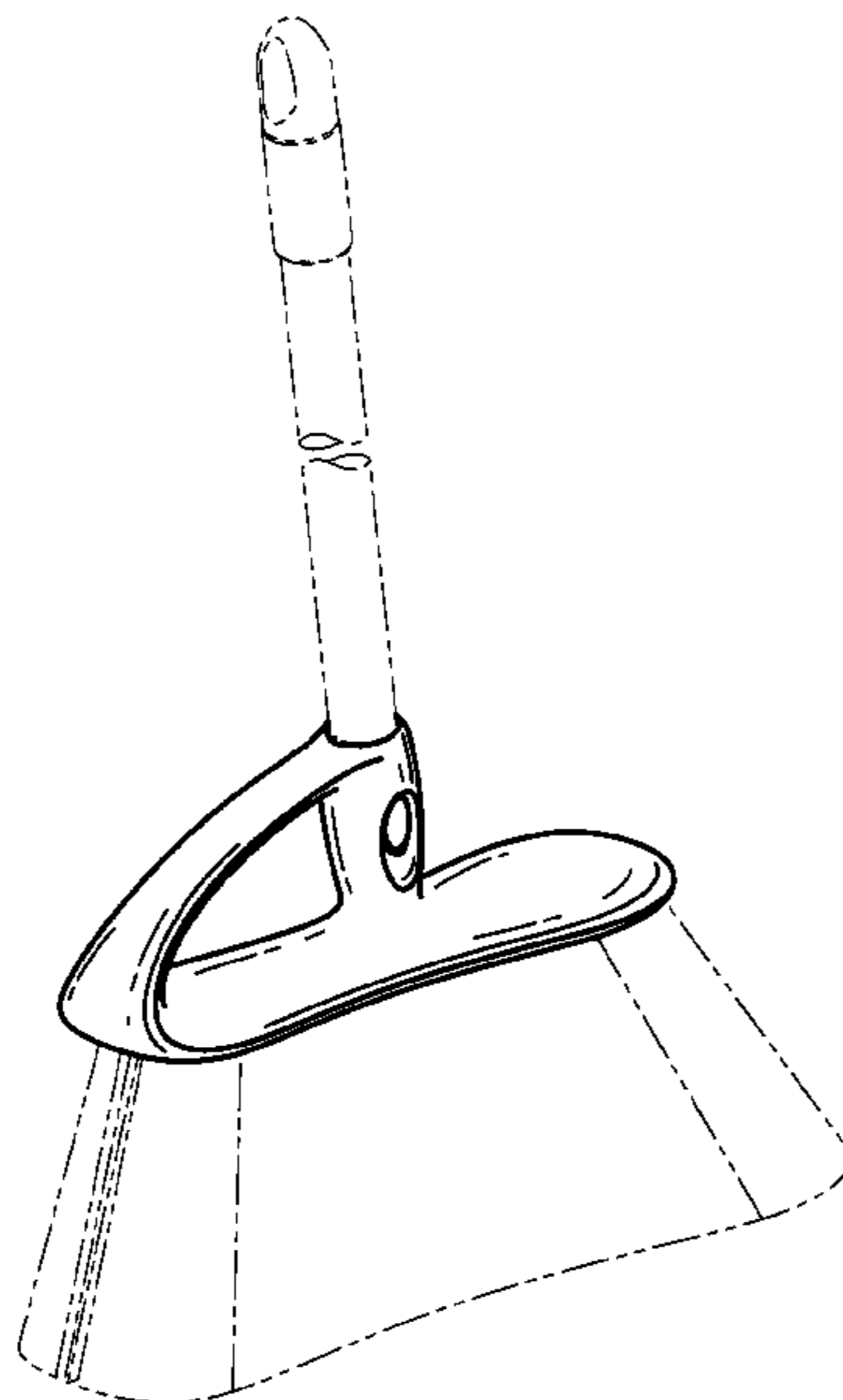
FIG. 5 is a top view thereof; and,

FIG. 6 is a bottom view thereof.

In FIG. 5, the handle, shown in broken lines in the other Figures, has been removed so that the claimed portions in the top view are visible.

The broken lines in the drawings are shown for illustrative purposes only and form no part of the claimed design. In addition, the surface shading illustrated in the drawings is provided merely to highlight the contour of design; it is not intended to be illustrative of texture or gloss.

1 Claim, 2 Drawing Sheets



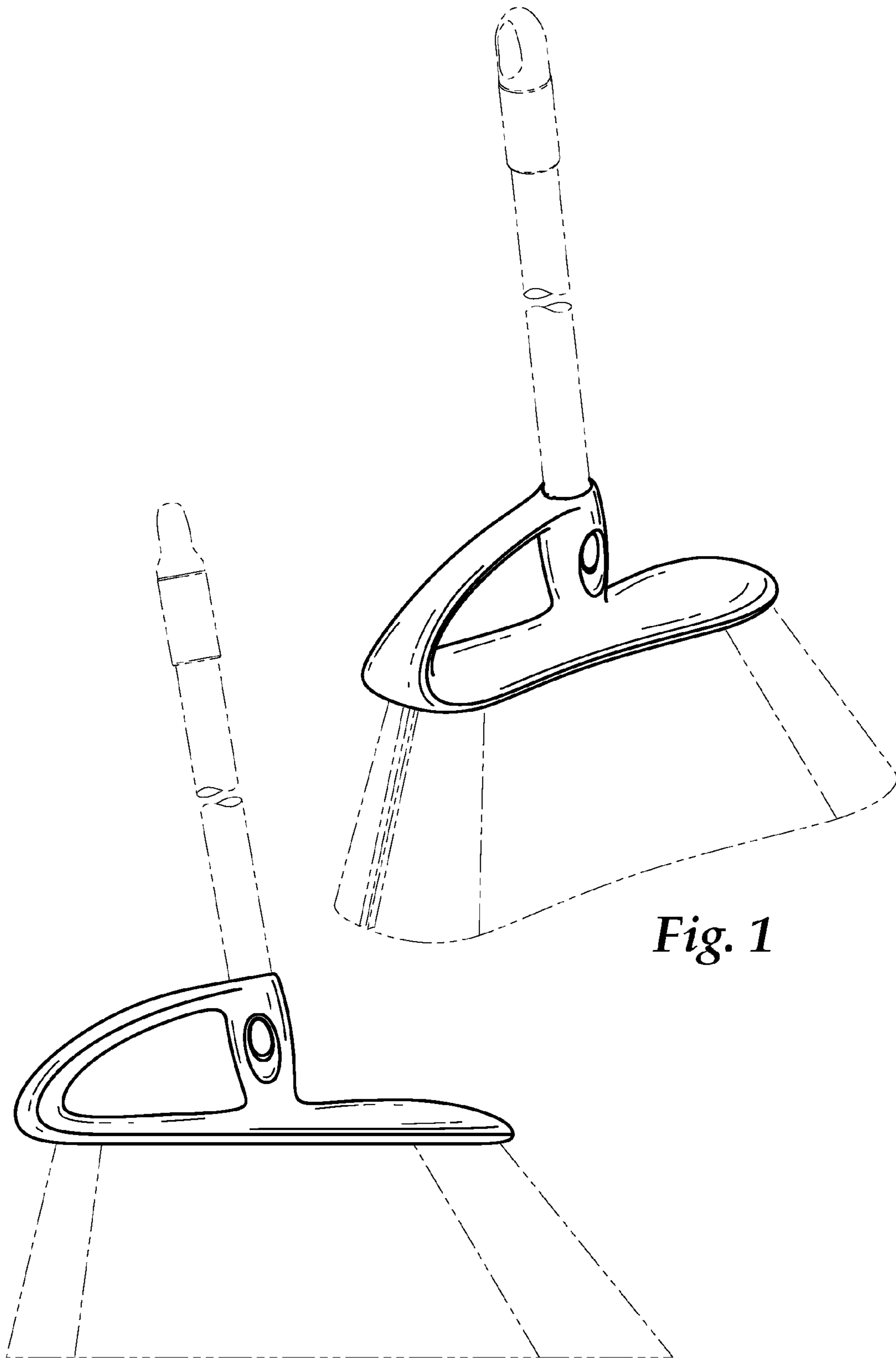


Fig. 1

Fig. 2

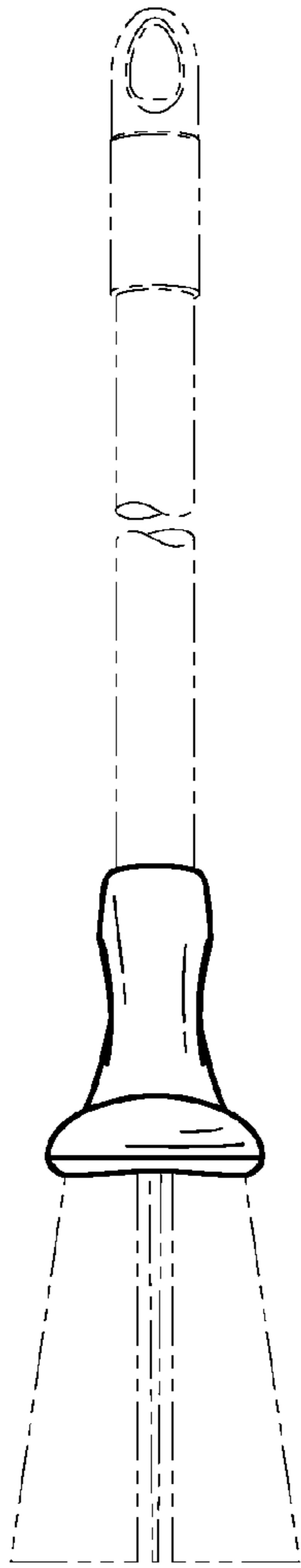


Fig. 3

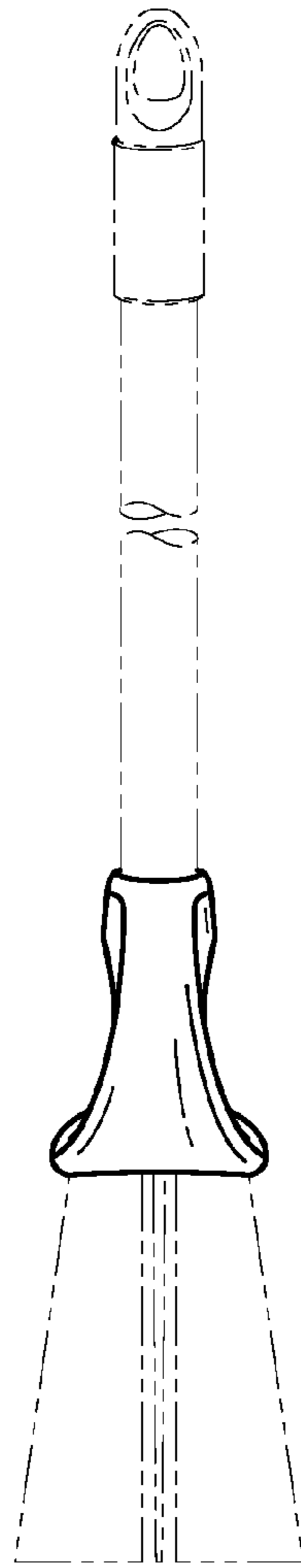


Fig. 4

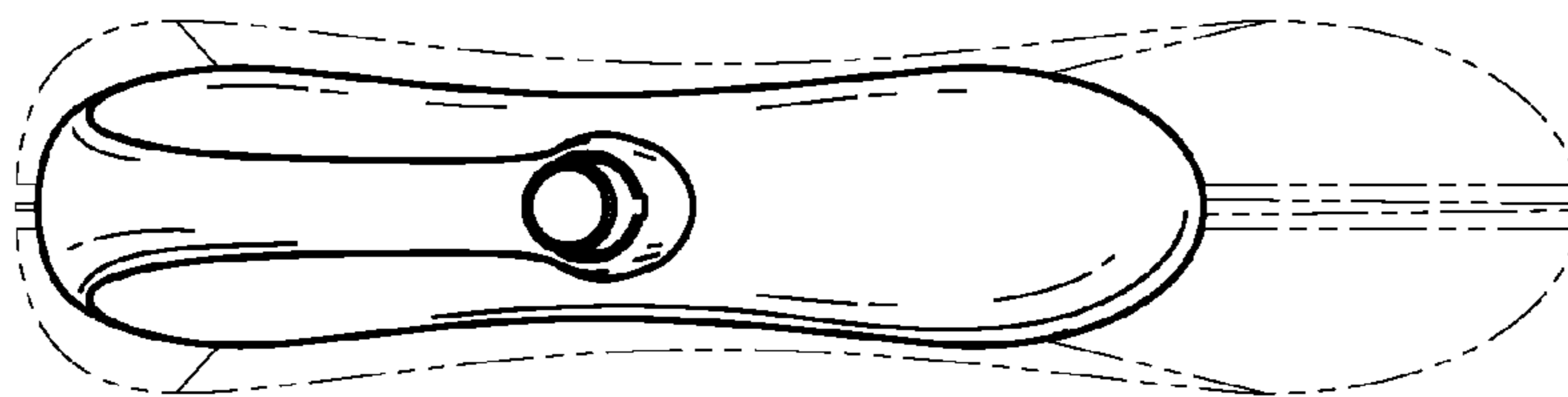


Fig. 5

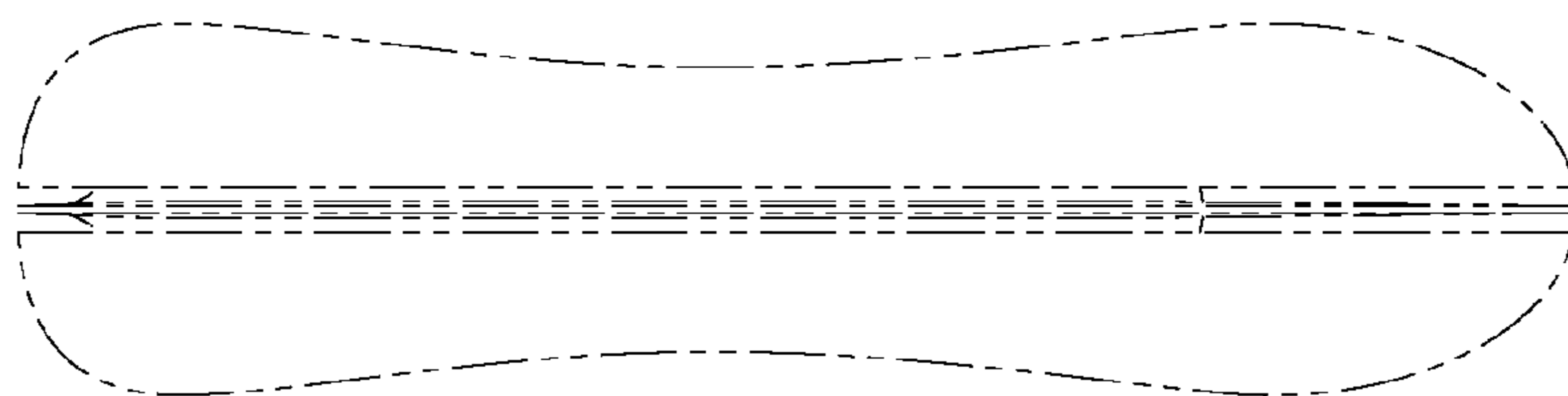


Fig. 6