



US00D548969S

(12) **United States Design Patent**
Bramley

(10) **Patent No.:** **US D548,969 S**

(45) **Date of Patent:** **** Aug. 21, 2007**

(54) **CONTAINER FOR PLAYING CARDS**

(76) **Inventor:** **Donovan Dean Bramley**, 911 - 7831
Westminster Highway, Richmond, BC
(CA) V6X 1A4

(**) **Term:** **14 Years**

(21) **Appl. No.:** **29/245,290**

(22) **Filed:** **Dec. 22, 2005**

(51) **LOC (8) Cl.** **03-01**

(52) **U.S. Cl.** **D3/294; D21/394**

(58) **Field of Classification Search** D3/20,
D3/201, 203.1–203.3, 203.5–203.6, 203.8,
D3/205–206, 218, 269, 273–274, 294–295,
D3/901, 903; D9/423–424, 426, 432; D21/392,
D21/394, 396; D28/78, 83; 206/6.1, 315.1,
206/822–823, 828; 220/4.21–4.24

See application file for complete search history.

(56) **References Cited**

U.S. PATENT DOCUMENTS

3,140,777	A *	7/1964	Gordan	206/315.1
D206,109	S *	10/1966	Aylott	D9/423
D306,235	S *	2/1990	Tamamura	D3/295
D363,509	S *	10/1995	Parekh et al.	D19/75
6,021,891	A *	2/2000	Anderson	206/214
D452,148	S *	12/2001	Friedberg	D9/423
D469,955	S *	2/2003	Lauer	D3/294
D486,608	S *	2/2004	Cofield	D28/83
D487,192	S *	3/2004	Farnham et al.	D3/294
D496,585	S *	9/2004	McBride et al.	D9/423
D514,308	S *	2/2006	Wahl et al.	D3/203.2
D525,488	S *	7/2006	McWhorter	D7/590
D527,182	S *	8/2006	Ham	D3/294

OTHER PUBLICATIONS

Copies of eleven (11) photographs of a container for playing cards that the Inventor/Applicant first saw in or about Sep. 2005 in Canada.

Examiner's Report dated Apr. 19, 2007 for the corresponding Canadian Industrial Design Application No. 116355 filed Jun. 20, 2006.

* cited by examiner

Primary Examiner—Gary D. Watson

Assistant Examiner—RoseLynne (Ulm) Cody

(74) *Attorney, Agent, or Firm*—Oyen Wiggs Green & Mutala LLP

(57) **CLAIM**

The ornamental design for a container for playing cards, as shown and described.

DESCRIPTION

FIG. 1 is a perspective view of a container for playing cards, in a closed position, embodying the design;

FIG. 2 is a left side view thereof;

FIG. 3 is a right side view thereof;

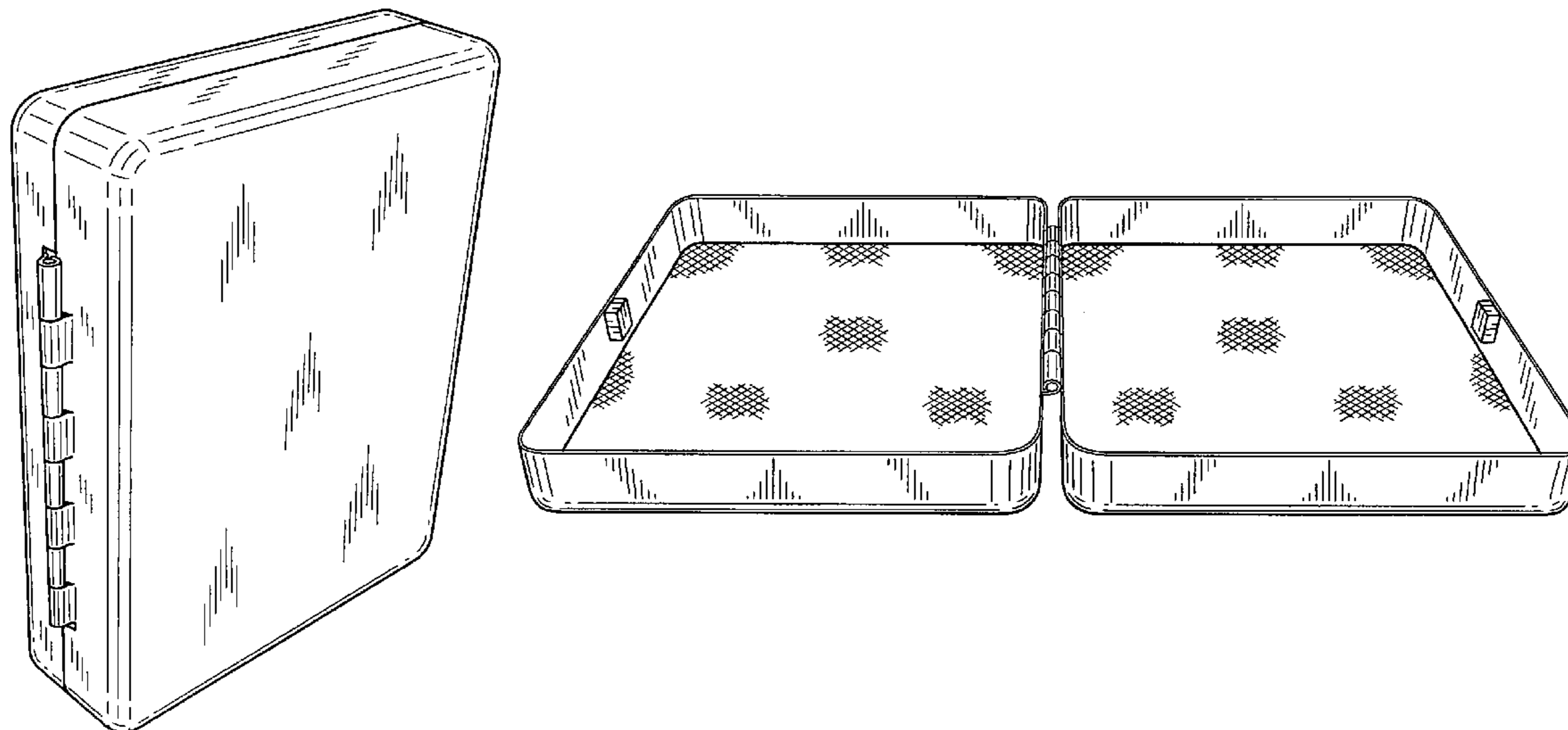
FIG. 4 is a top view thereof, the bottom view being identical thereto;

FIG. 5 is a front view thereof;

FIG. 6 is a perspective view of the container for playing cards shown in FIGS. 1-5, in an open position; and,

FIG. 7 is a perspective view of the container for playing cards shown in FIGS. 1-6, in an open position, shown with an optional liner lining an interior surface of each of the two halves which comprise the container for playing cards.

1 Claim, 5 Drawing Sheets



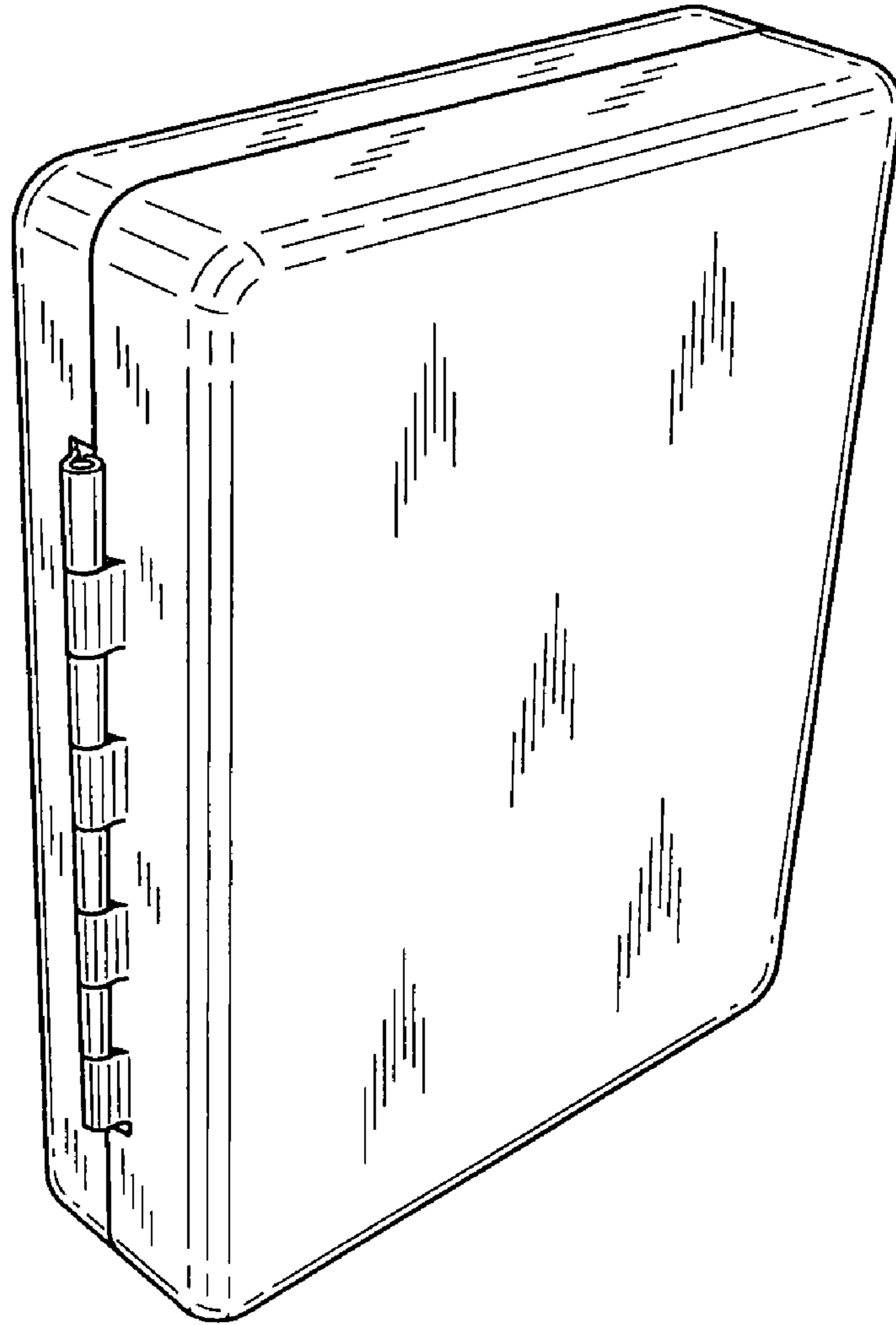


FIG. 1




FIG. 2

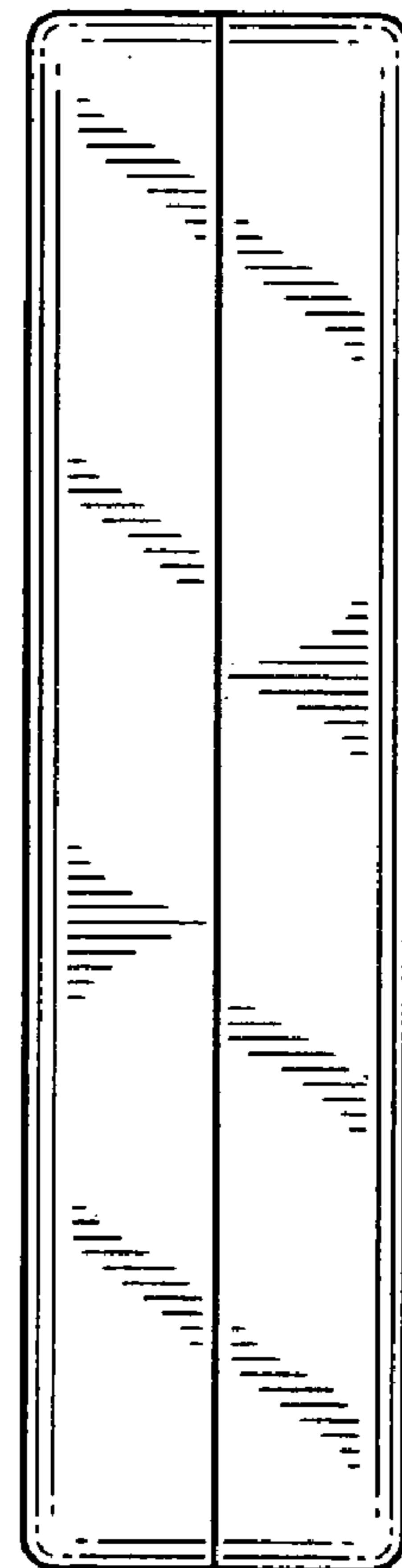


FIG. 3

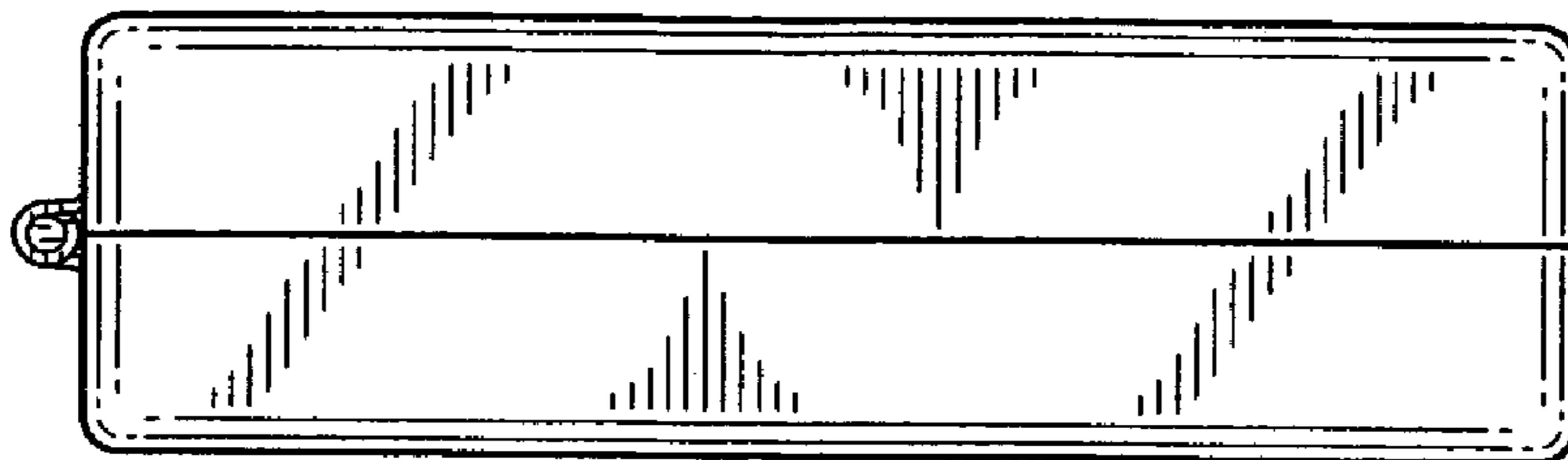


FIG. 4

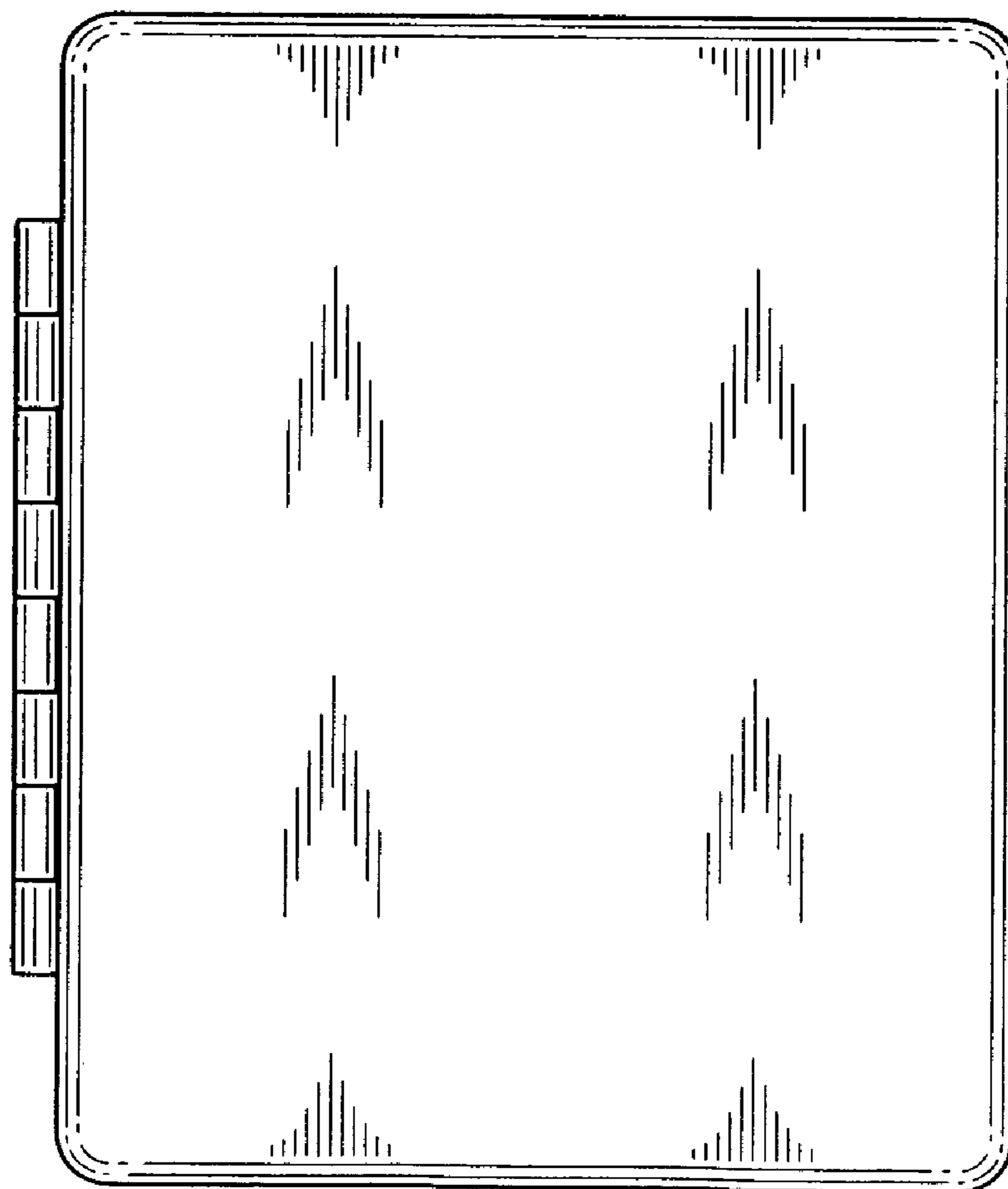


FIG. 5

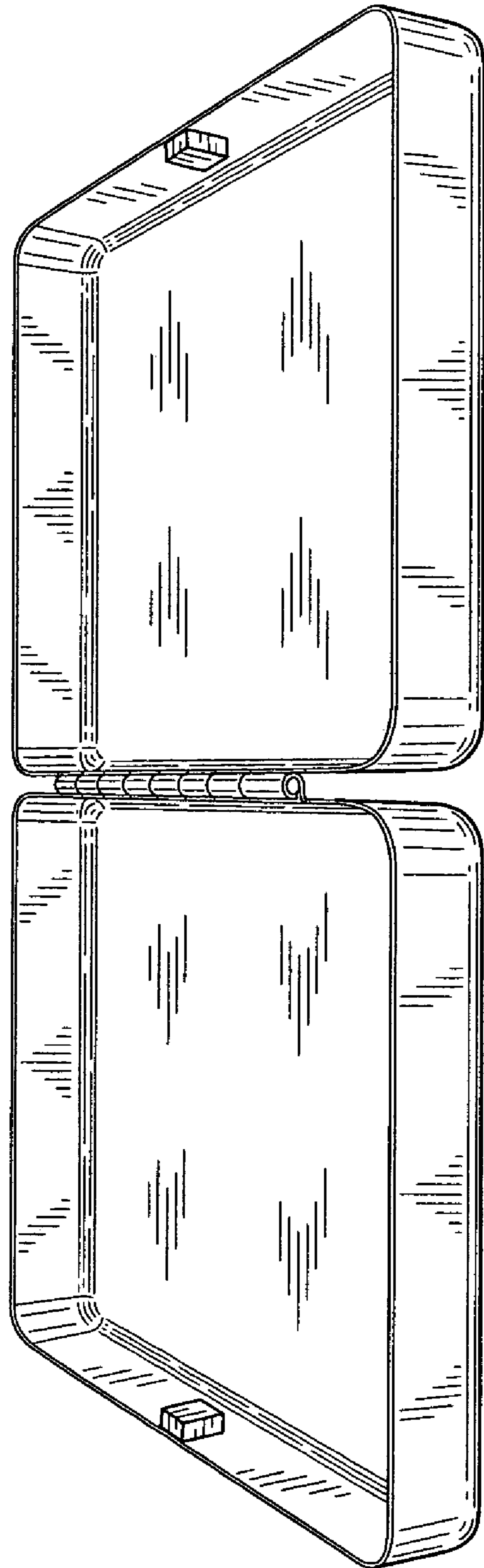


FIG. 6

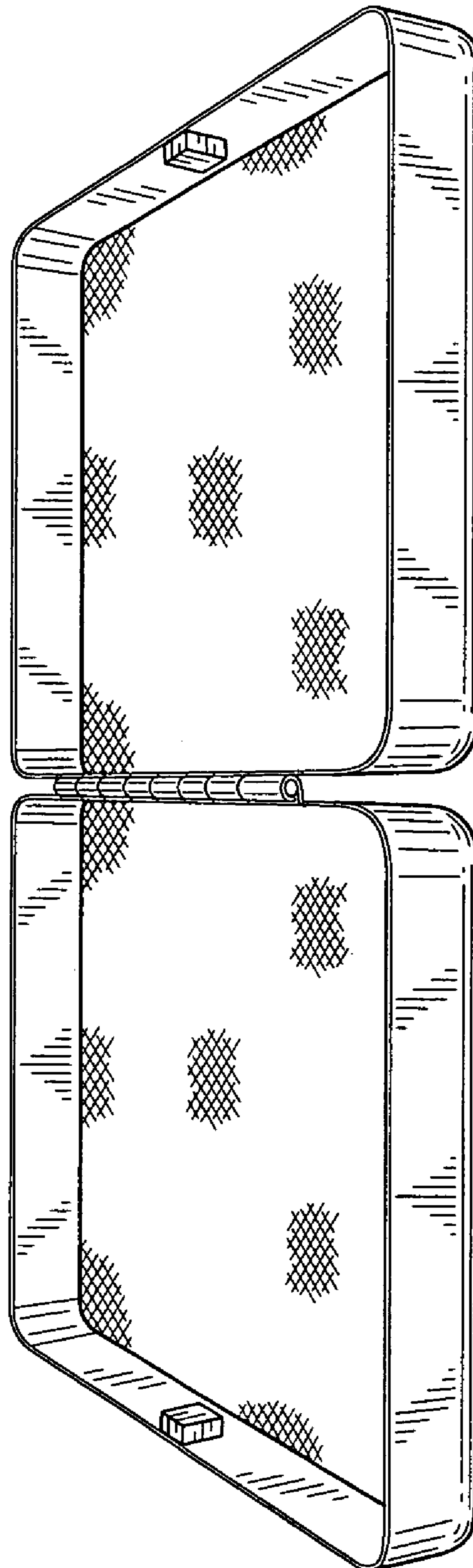


FIG. 7