

US00D548968S

(12) **United States Design Patent**
Brown

(10) **Patent No.:** **US D548,968 S**

(45) **Date of Patent:** **** Aug. 21, 2007**

(54) **HINGED CONTAINER**

(75) Inventor: **Peter Charles Brown**, Byfield (GB)

(73) Assignee: **Glazpart Holdings Ltd**, Banbury,
Oxfordshire (GB)

(**) Term: **14 Years**

(21) Appl. No.: **29/241,079**

(22) Filed: **Oct. 24, 2005**

(51) **LOC (8) Cl.** **03-01**

(52) **U.S. Cl.** **D3/294; D3/282**

(58) **Field of Classification Search** D3/203.6,
D3/273-274, 276, 282-284, 294, 901, 905;
206/349, 372-373, 376

See application file for complete search history.

(56) **References Cited**

U.S. PATENT DOCUMENTS

| | | | |
|--------------|--------|----------------------|--------|
| D168,709 S * | 1/1953 | Reinecke et al. | D3/294 |
| D220,735 S * | 5/1971 | Sottsass, Jr. | D3/284 |
| D235,036 S * | 4/1975 | Kuramochi | D3/269 |
| D347,731 S * | 6/1994 | Hayakawa et al. | D3/282 |
| D362,546 S * | 9/1995 | Mundorf et al. | D3/276 |
| D370,557 S * | 6/1996 | Ferris et al. | D3/205 |

| | | | |
|--------------|---------|-------------------|----------|
| D449,164 S * | 10/2001 | Rosen | D3/282 |
| D505,541 S * | 5/2005 | Miller | D3/203.6 |
| D505,542 S * | 5/2005 | Miller | D3/203.6 |
| D505,543 S * | 5/2005 | Miller | D3/203.6 |
| D514,316 S * | 2/2006 | Allan et al. | D3/282 |

* cited by examiner

Primary Examiner—Philip S. Hyder

Assistant Examiner—RoseLynne (Ulm) Cody

(74) *Attorney, Agent, or Firm*—Paul E Milliken; Ray L Weber

(57) **CLAIM**

The ornamental design for a hinged container, as shown and described.

DESCRIPTION

FIG. 1 is a top, front and side perspective view of a hinged container showing my new design,

FIG. 2 is a front elevation view thereof,

FIG. 3 is a side view thereof,

FIG. 4 is a top plan view thereof; and,

FIG. 5 is a perspective view of the hinged container shown in an open position.

1 Claim, 2 Drawing Sheets



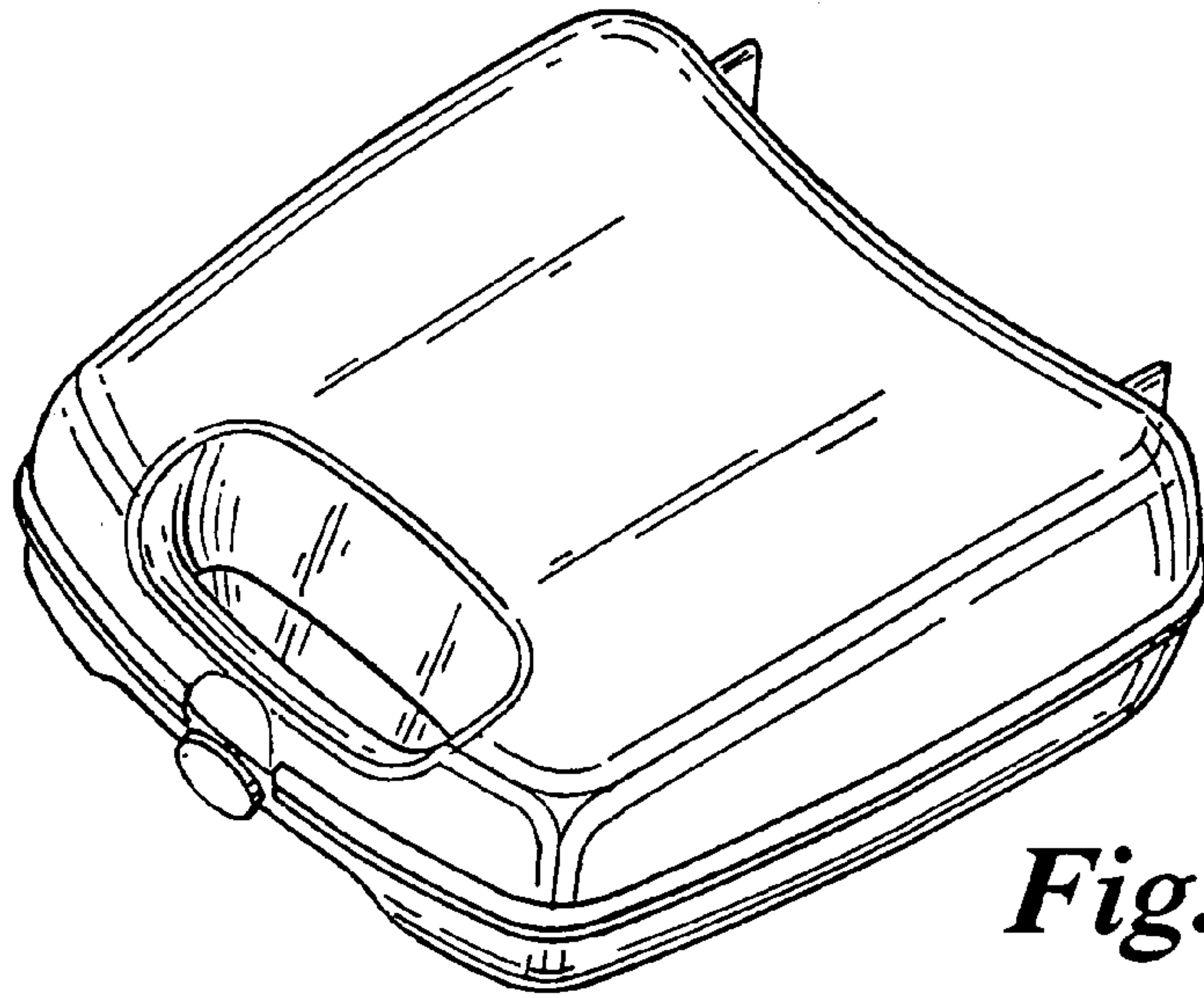


Fig. 1

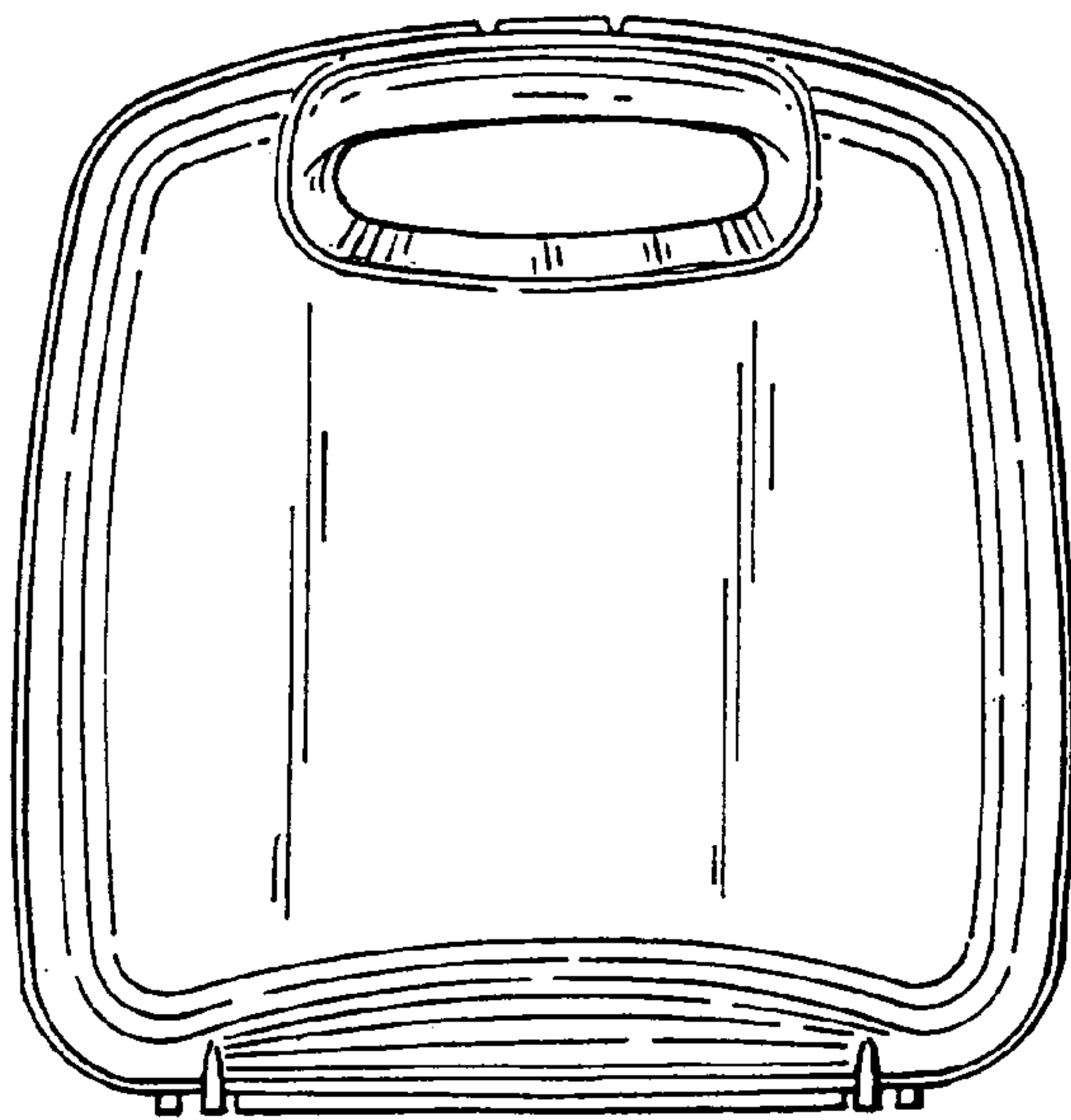


Fig. 2

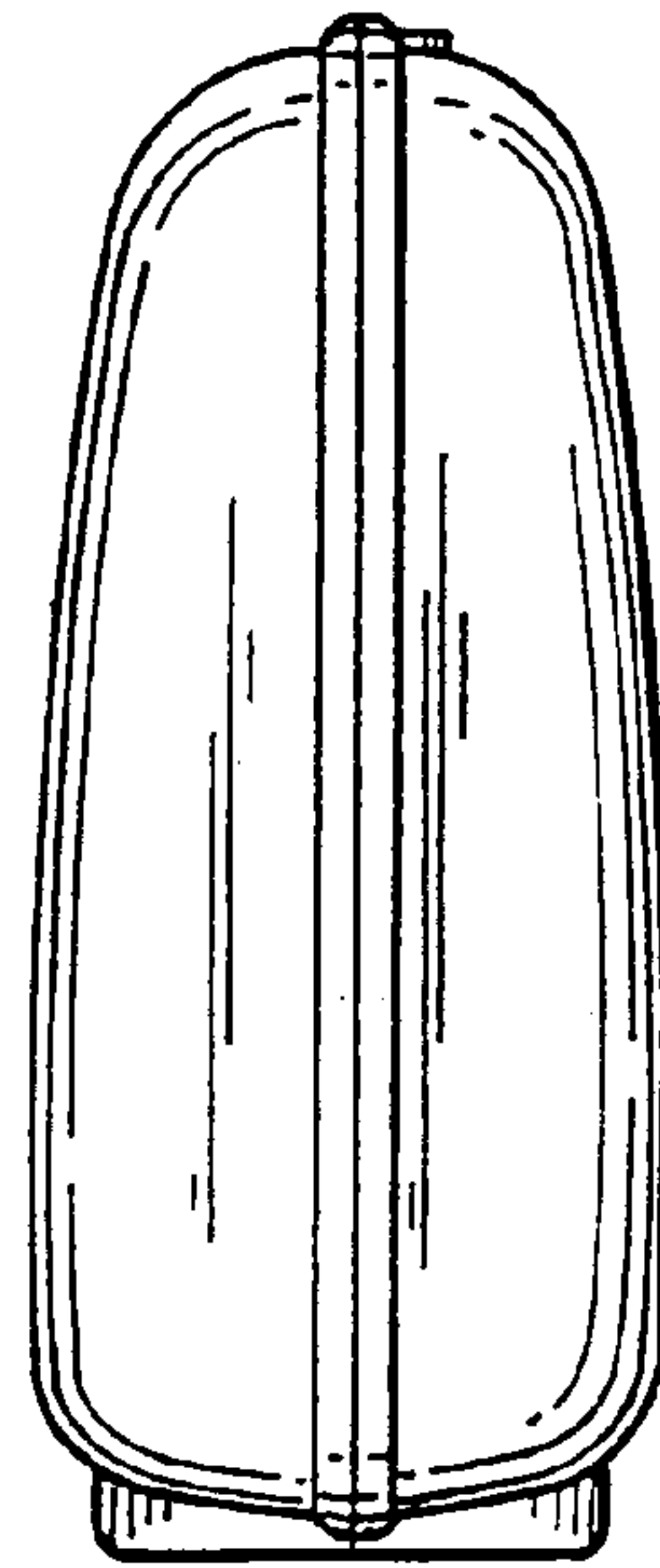


Fig. 3

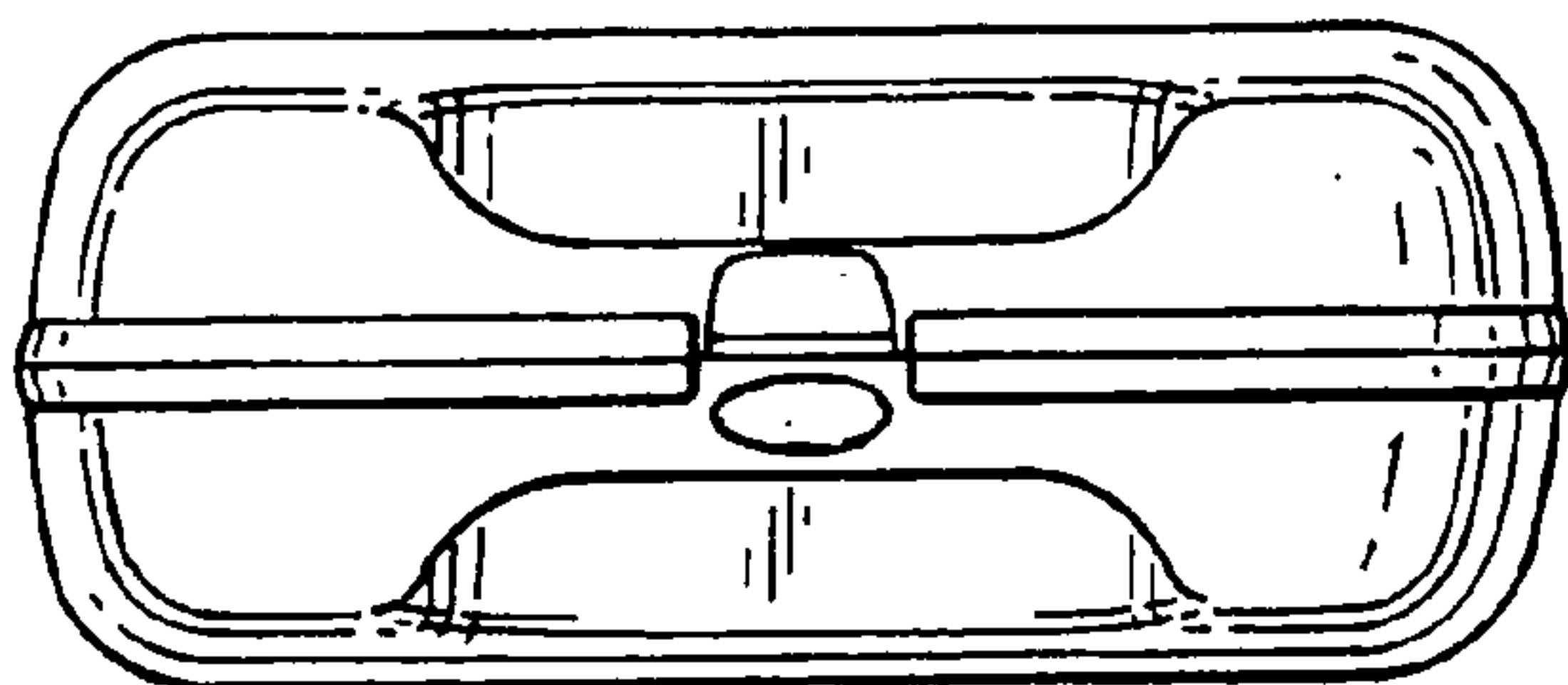


Fig. 4




Fig. 5