



US00D548958S

(12) **United States Design Patent** (10) **Patent No.:** **US D548,958 S**
Ballman et al. (45) **Date of Patent:** **** Aug. 21, 2007**

(54) **PERSONAL ELECTRONIC DEVICE CARRIER**

(76) Inventors: **Franklin H. Ballman**, 2907 Paddington Way, Kissimmee, FL (US) 34747;
Swanee F. Ballman, 2907 Paddington Way, Kissimmee, FL (US) 34747

(**) **Term:** **14 Years**

(21) **Appl. No.:** **29/247,076**

(22) **Filed:** **May 26, 2006**

(51) **LOC (8) Cl.** **03-01**

(52) **U.S. Cl.** **D3/218**

(58) **Field of Classification Search** D3/218–219, D3/215, 232–238, 207–212; D14/250–251; 379/453–455; 224/904, 901, 240–241, 245, 224/660, 680; D2/700–708, 717

See application file for complete search history.

(56) **References Cited**

U.S. PATENT DOCUMENTS

1,630,844	A	5/1927	Hall	446/74
D156,962	S	1/1950	Hyman	D3/242
2,549,695	A	4/1951	Linder	446/74
4,475,251	A	10/1984	Hopkins	2/94
4,710,983	A	12/1987	Markoff	2/301
5,075,900	A	12/1991	Chittenden	2/94
D324,302	S	3/1992	Schneck	D3/271.2
D340,578	S	10/1993	Winkos	D3/271.2
D343,059	S	1/1994	Daniels et al.	D3/218
5,326,300	A	7/1994	Sonders	446/74
D352,391	S	11/1994	Beltempo	D3/235
D362,751	S	10/1995	Kopel	D3/233
D368,800	S	4/1996	Shink	D3/218
D370,121	S	* 5/1996	Chabot	D3/238
D374,980	S	10/1996	Moya et al.	D3/218
5,579,540	A	12/1996	Walker	2/209.11
D379,262	S	5/1997	Seigel	D3/218
5,664,257	A	9/1997	Hall	2/69
D388,956	S	* 1/1998	Leo	D3/234
5,855,276	A	1/1999	Smith, Jr.	206/457
D413,437	S	* 9/1999	Nickolich	D3/238

D414,925	S	10/1999	Holland	
D435,963	S	1/2001	Fulmore	D3/218
D436,722	S	1/2001	Larko	D3/217
D454,561	S	3/2002	Hollinger	D14/253
D467,727	S	12/2002	Kobayashi	D3/218
D486,304	S	2/2004	Brown	D3/218
D489,890	S	5/2004	Gorham, Jr.	D3/218
D490,237	S	5/2004	Hardge	D3/218
D495,876	S	* 9/2004	Matthews et al.	D3/238
D497,247	S	10/2004	Kamiya	D3/218
D500,203	S	12/2004	Kim	D3/218
D501,079	S	1/2005	Crosskey	D3/218
D512,560	S	* 12/2005	Williford	D3/218
D524,041	S	* 7/2006	Harris	D3/218
D524,043	S	* 7/2006	Kamiya	D3/218
D525,026	S	* 7/2006	Silvera	D3/218
2002/0146961	A1	10/2002	Perez Cuevas	446/484
2002/0179658	A1	12/2002	Zalis-Hecker et al.	224/267
2004/0016785	A1	1/2004	Timmons	224/609
2005/0205622	A1	9/2005	Liu	224/217
2006/0010914	A1	1/2006	Costanzo	63/36
2006/0011687	A1	1/2006	Wadley et al.	224/587
2006/0021889	A1	2/2006	Kim	206/320
2006/0029216	A1	2/2006	Burns	379/430

* cited by examiner

Primary Examiner—Catherine R. Oliver
(74) *Attorney, Agent, or Firm*—Starkweather & Associates;
Michael W. Starkweather; Jason P. Webb

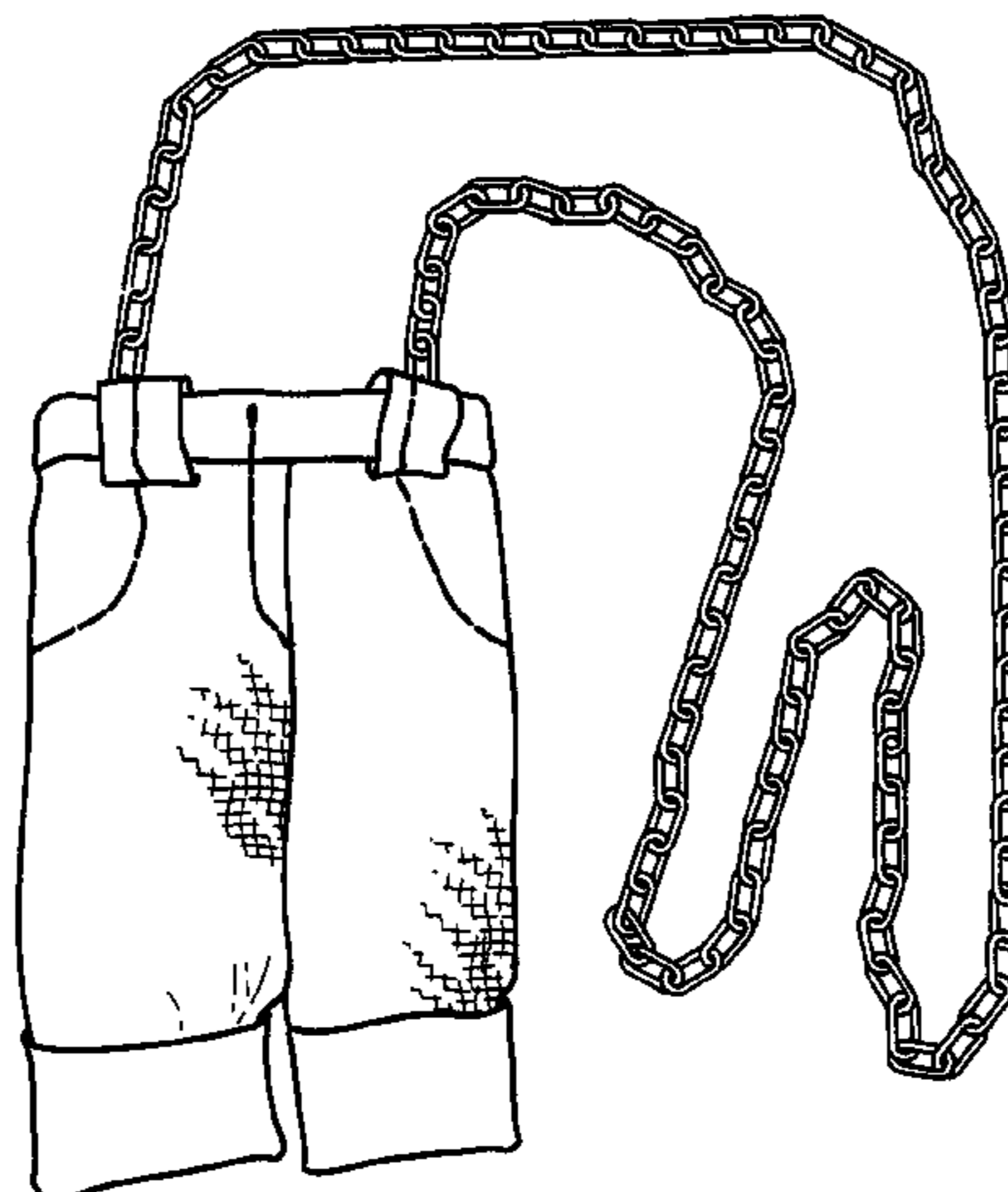
(57) **CLAIM**

The ornamental design for a personal electronic device carrier, as shown and described.

DESCRIPTION

FIG. 1 is a front elevational view of a personal electronic device carrier showing my new design; FIG. 2 is a rear elevation view thereof; FIG. 3 is a side elevation view thereof; FIG. 4 is a side perspective view thereof as used; FIG. 5 is a top plan view thereof; and, FIG. 6 is a bottom plan view thereof.

1 Claim, 3 Drawing Sheets



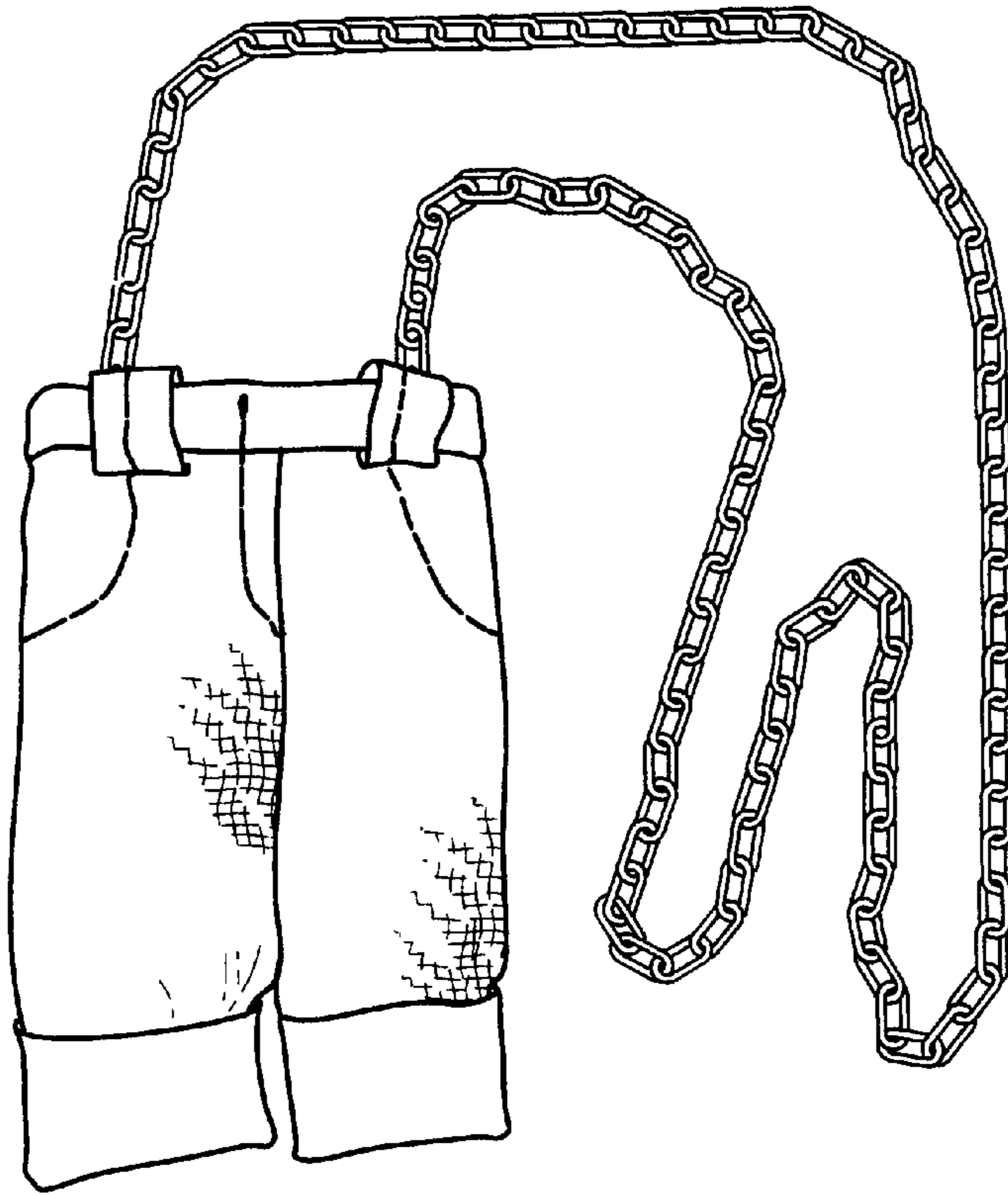


Fig. 1

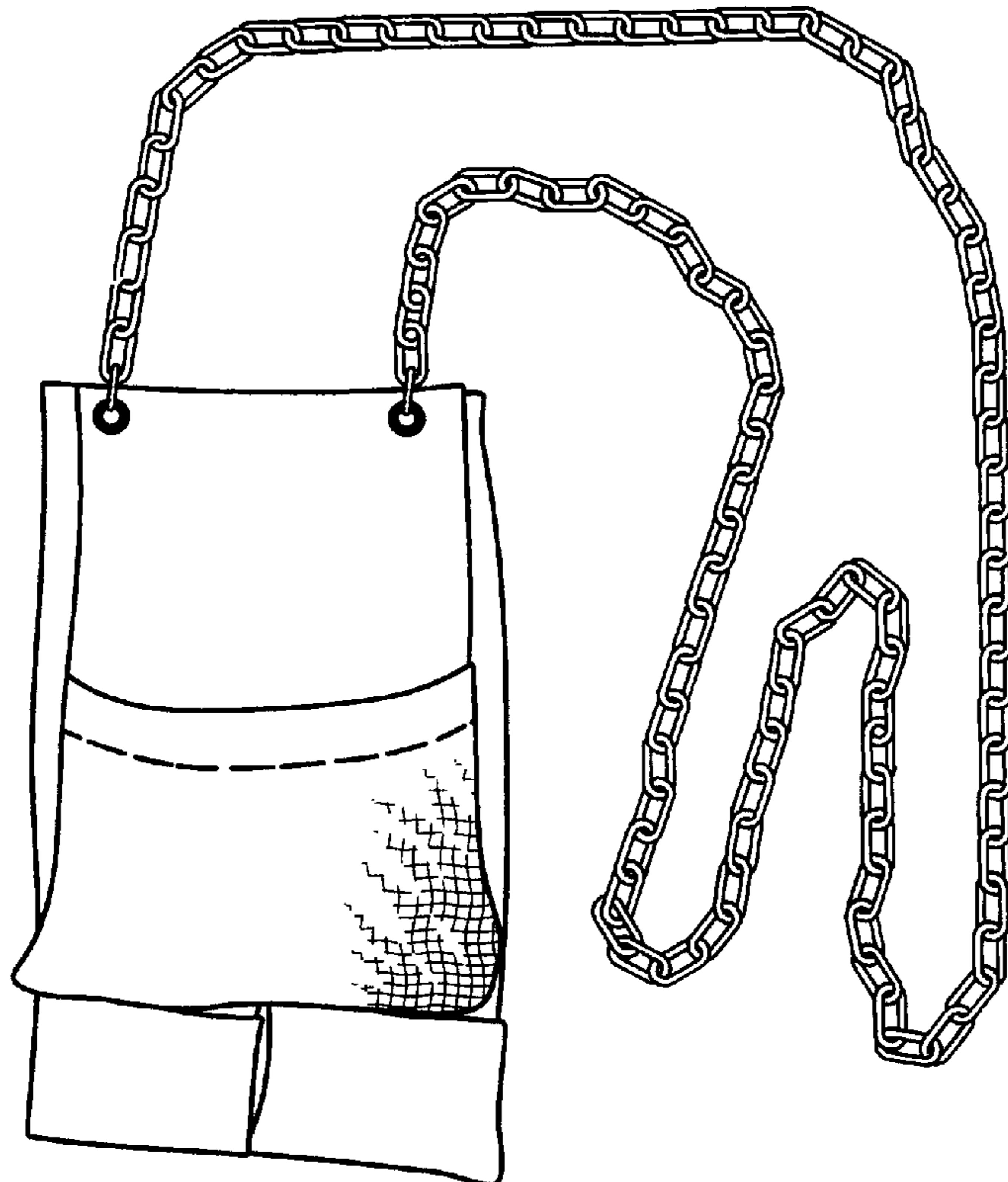


Fig. 2

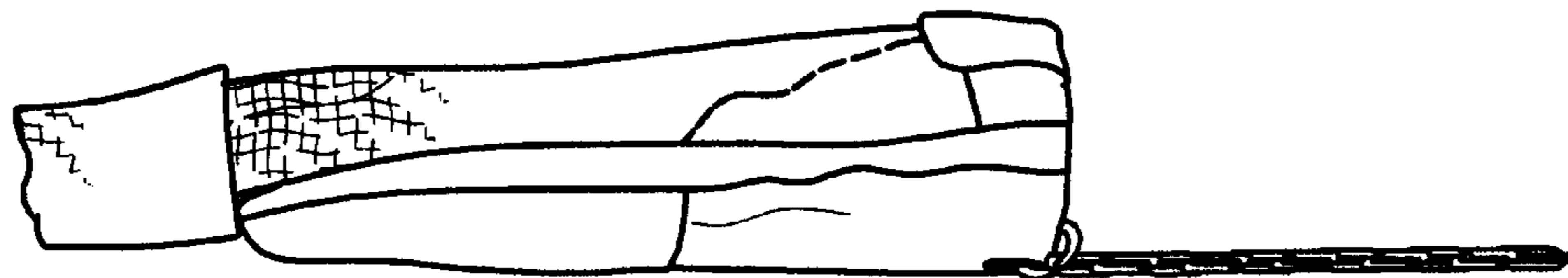


Fig. 3

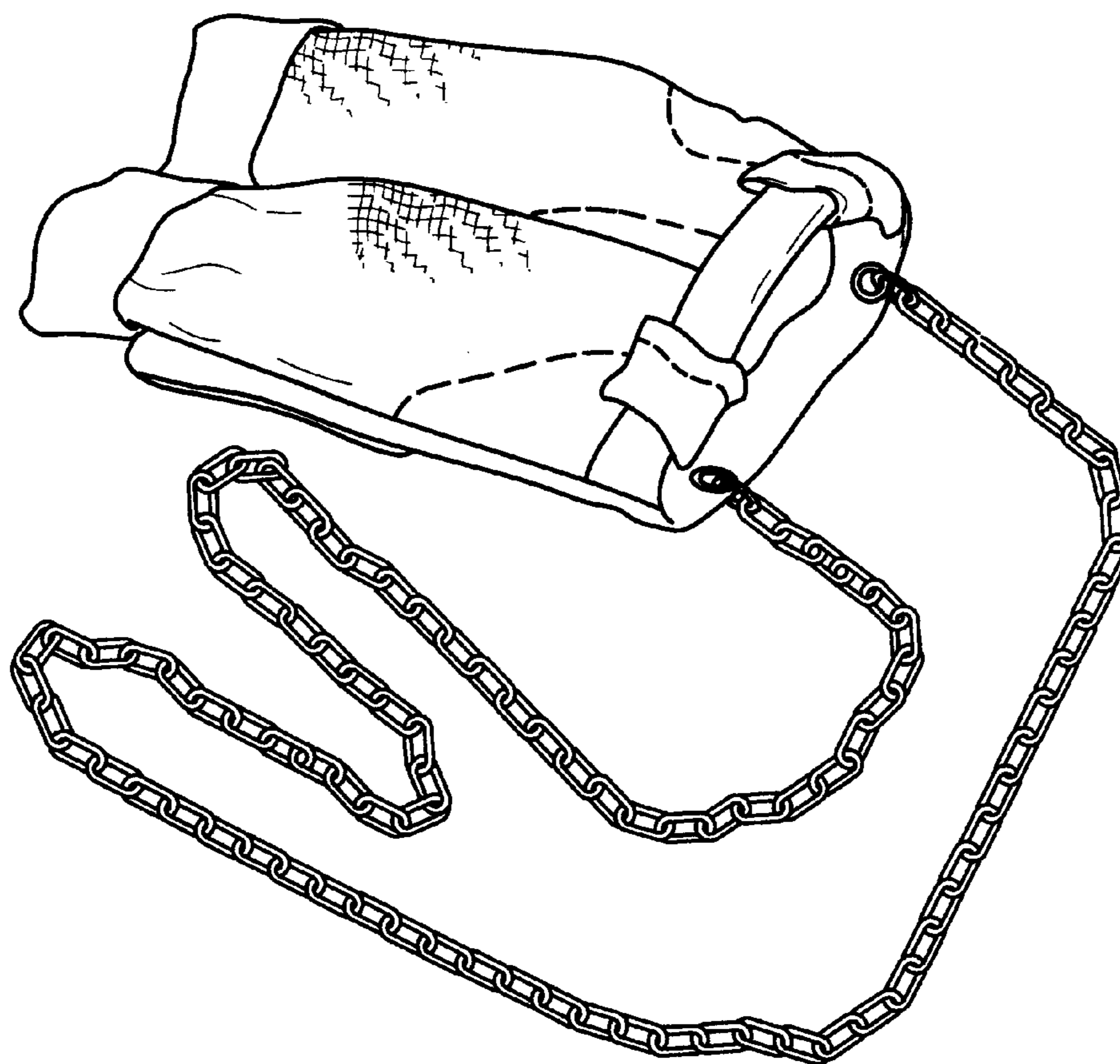


Fig. 4

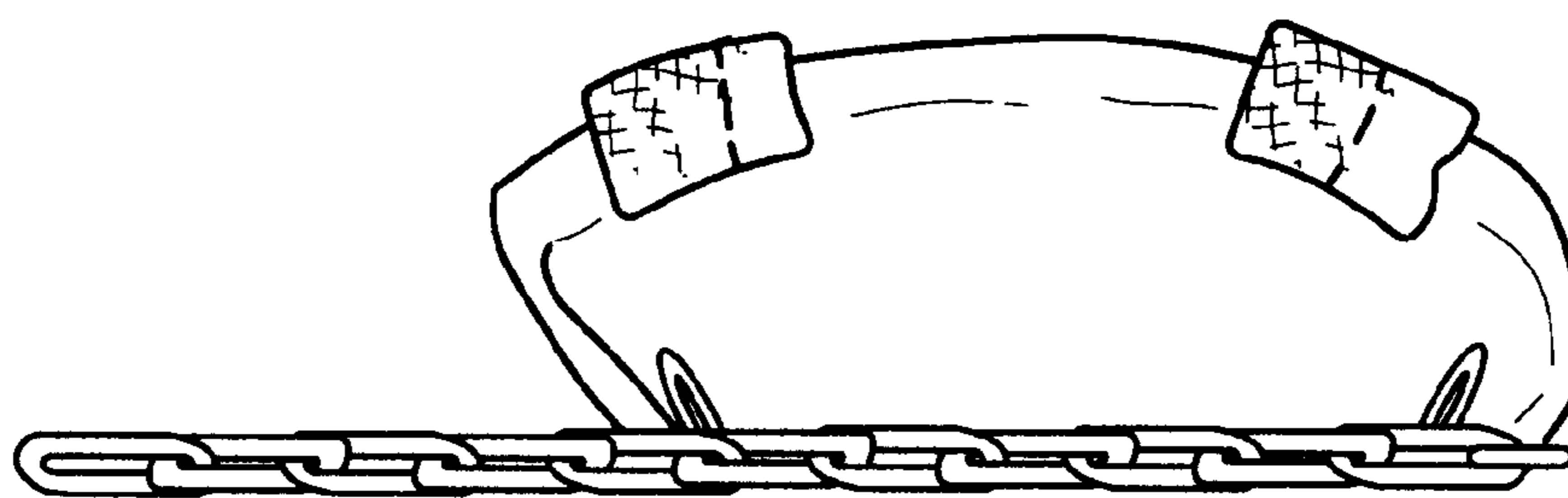


Fig. 5

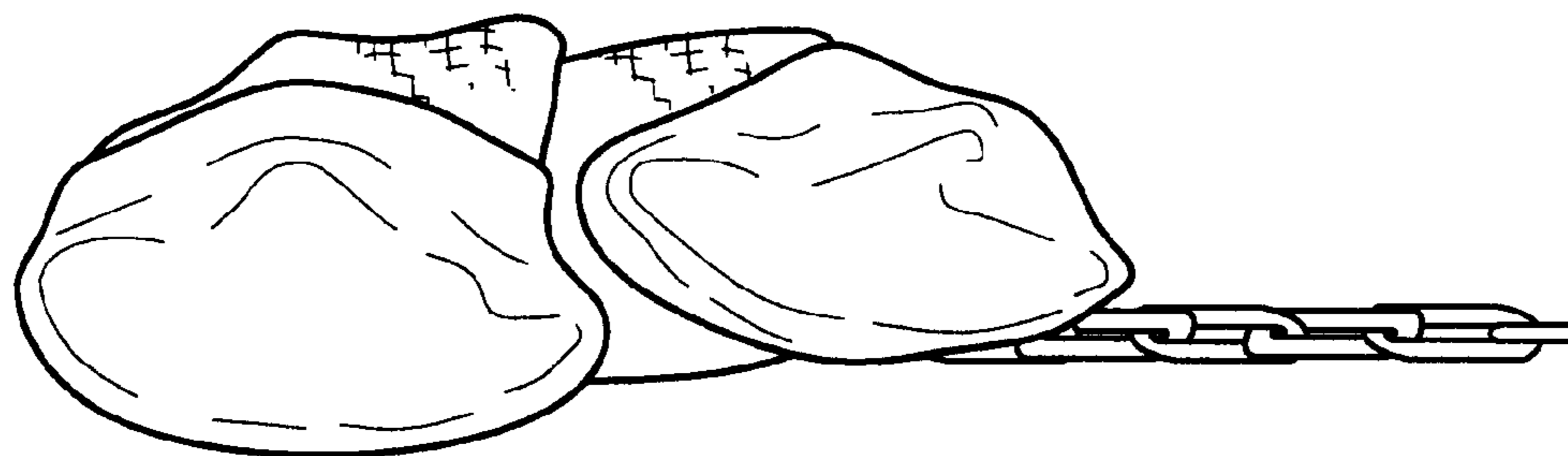


Fig. 6