



US00D548956S

(12) **United States Design Patent**
Rimon

(10) **Patent No.:** **US D548,956 S**

(45) **Date of Patent:** **** Aug. 21, 2007**

(54) **KEY CHAIN**

(75) Inventor: **Avner Rimon**, Upper Galelee (IL)

(73) Assignee: **On Track Innovations Ltd.**, Rosh Pina (IL)

(**) Term: **14 Years**

(21) Appl. No.: **29/216,515**

(22) Filed: **Nov. 4, 2004**

(51) **LOC (8) Cl.** **03-01**

(52) **U.S. Cl.** **D3/207**

(58) **Field of Classification Search** D3/207-22;
70/456 R, 456 B, 457-460; 24/3.6; D20/18;
362/116; D11/81-82, 99-101, 79, 51; D13/168
See application file for complete search history.

(56) **References Cited**

U.S. PATENT DOCUMENTS

803,839 A	*	11/1905	Merrill	70/459
D221,118 S	*	7/1971	Chambers	D20/22
D266,555 S	*	10/1982	McNally	D11/80
D273,722 S	*	5/1984	Brentini	D3/207
D278,950 S	*	5/1985	Vaughan	D3/208

D310,600 S	*	9/1990	Holterscheidt	D3/207
D324,954 S	*	3/1992	Lewis	D3/208
D380,084 S	*	6/1997	Kebarian	D3/207
D383,600 S	*	9/1997	Song	D3/207
D419,289 S	*	1/2000	Edwards	D3/208

* cited by examiner

Primary Examiner—Ralf Seifert

(74) *Attorney, Agent, or Firm*—Browdy and Neimark, PLLC

(57) **CLAIM**

The ornamental design for a key chain, as shown and described.

DESCRIPTION

FIG. 1 is a perspective view of an embodiment of a key chain.

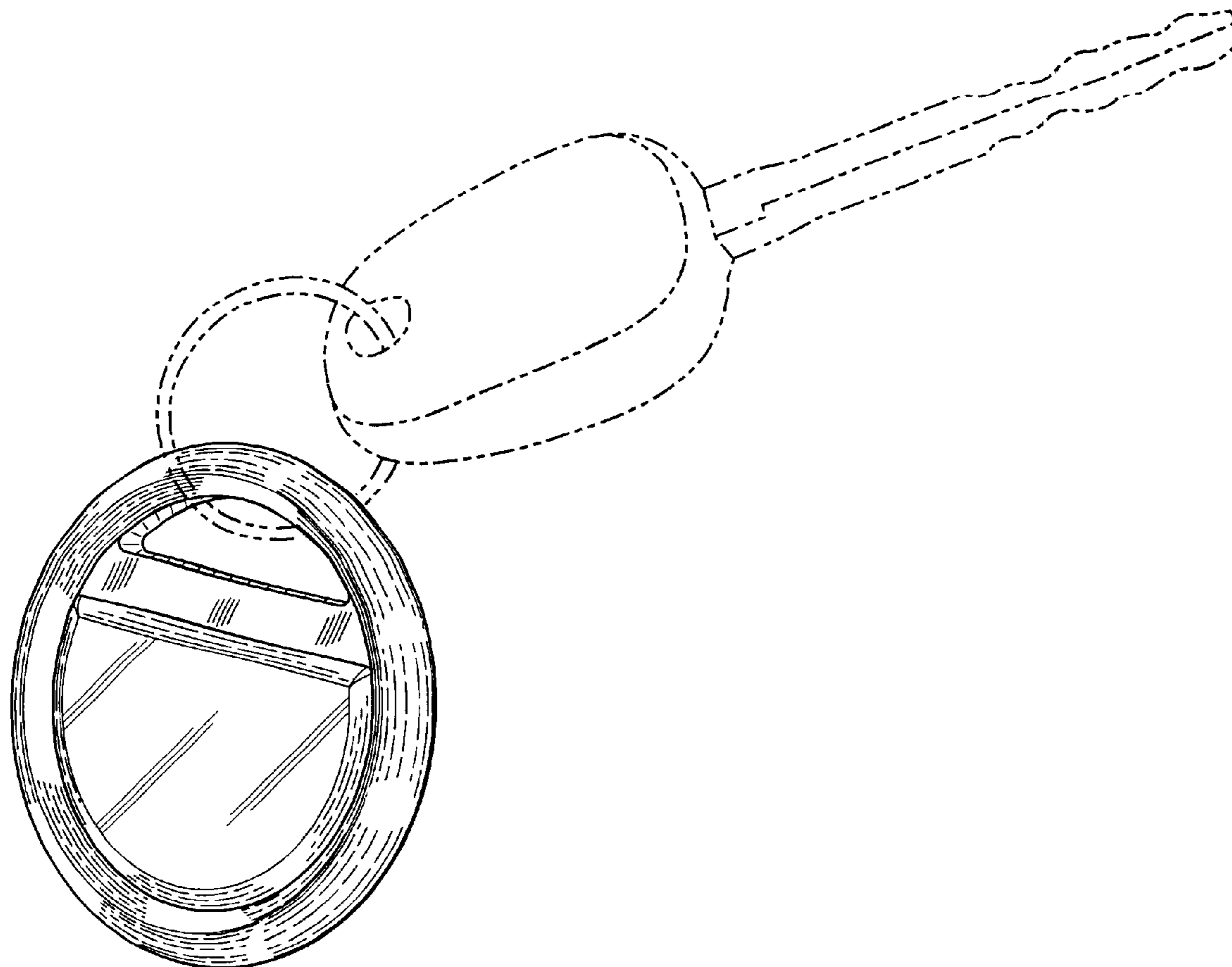
FIG. 2 is a first side view of the embodiment of FIG. 1.

FIG. 3 is a top view of the embodiment of FIG. 1.

FIG. 4 is a bottom view of the embodiment of FIG. 1; and, FIG. 5 is a second side view of the embodiment of FIG. 1.

It being understood that the broken lines are for exemplary illustrative purposes only and form no part of the claimed design.

1 Claim, 1 Drawing Sheet



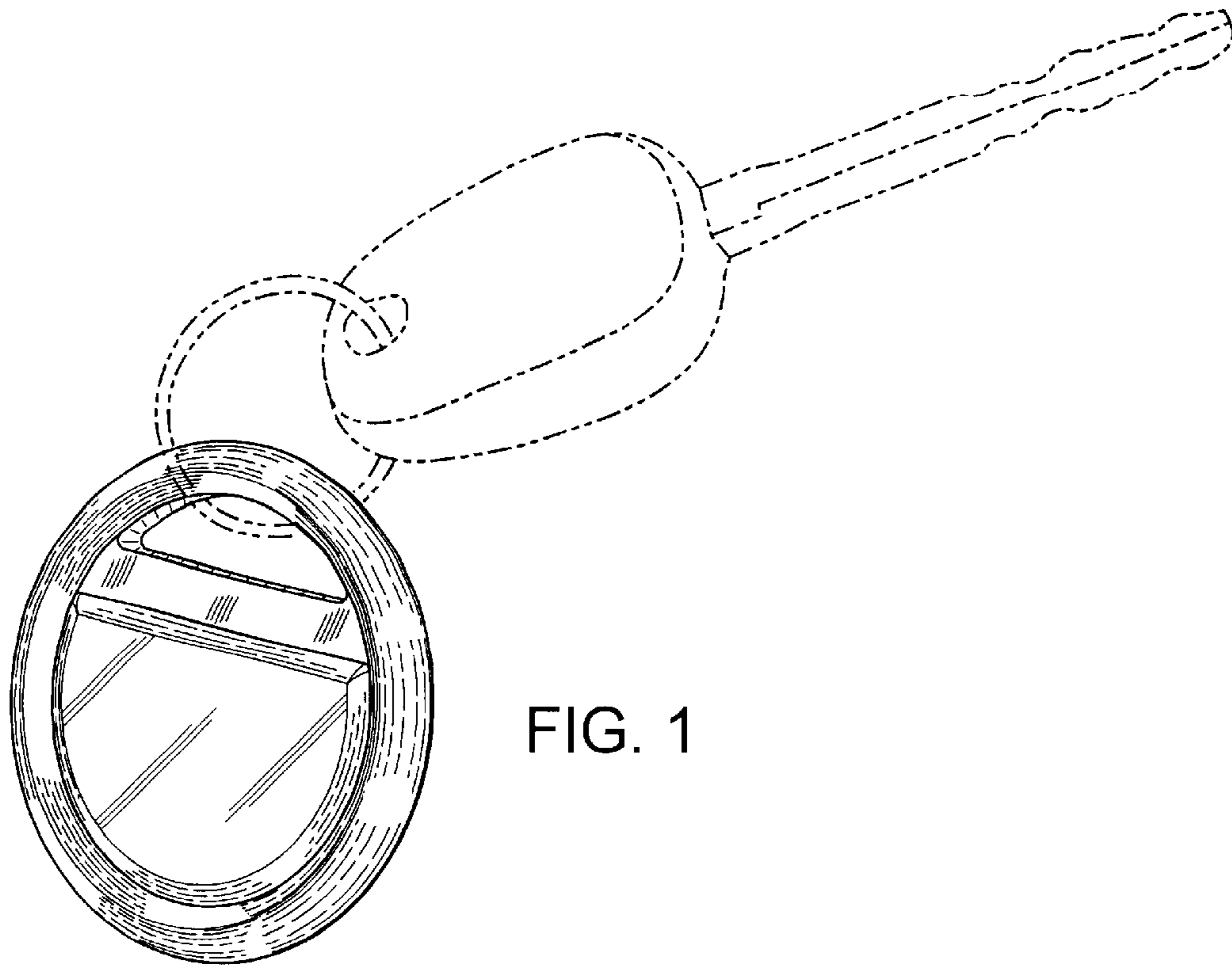


FIG. 1

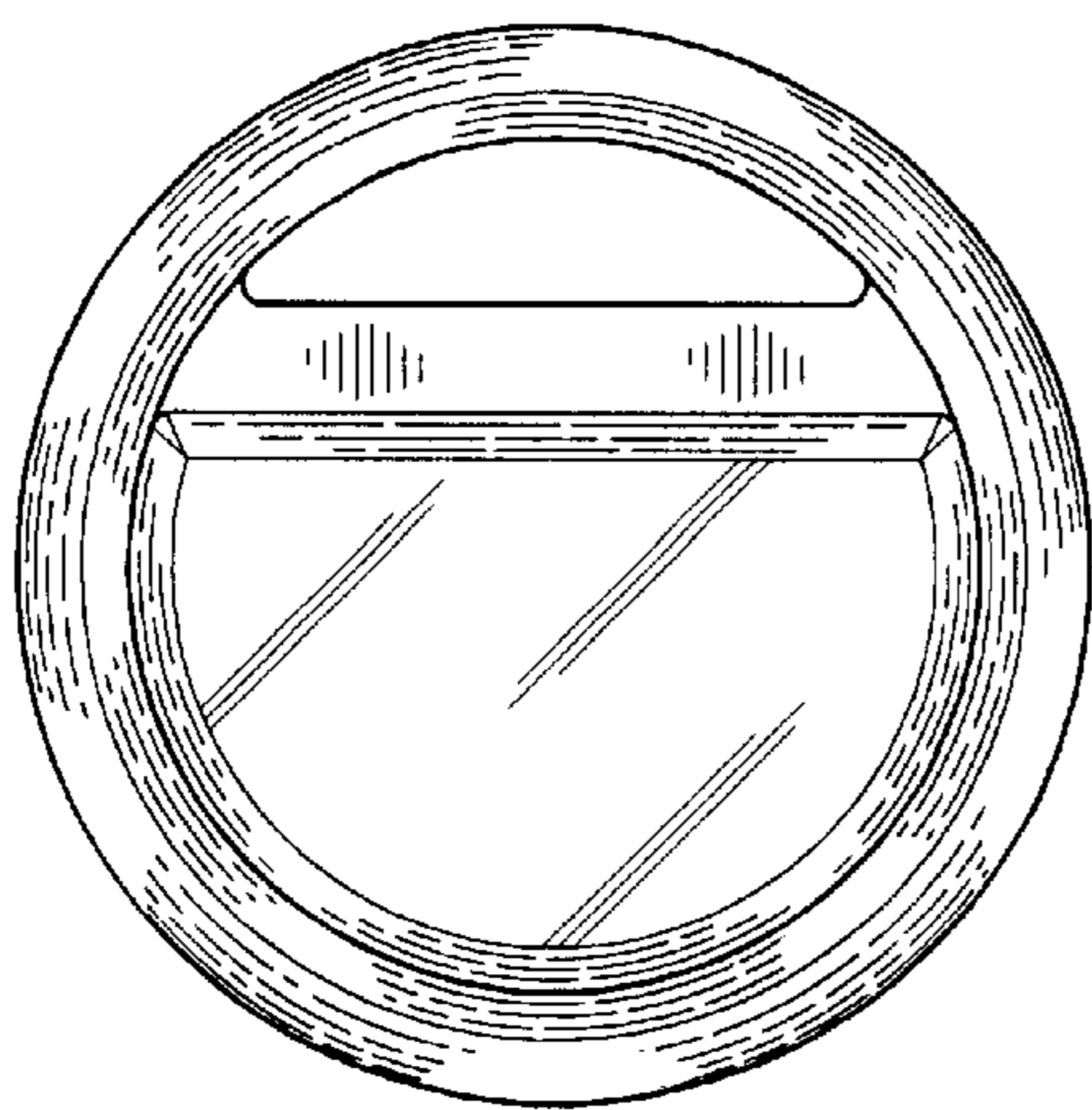


FIG. 2

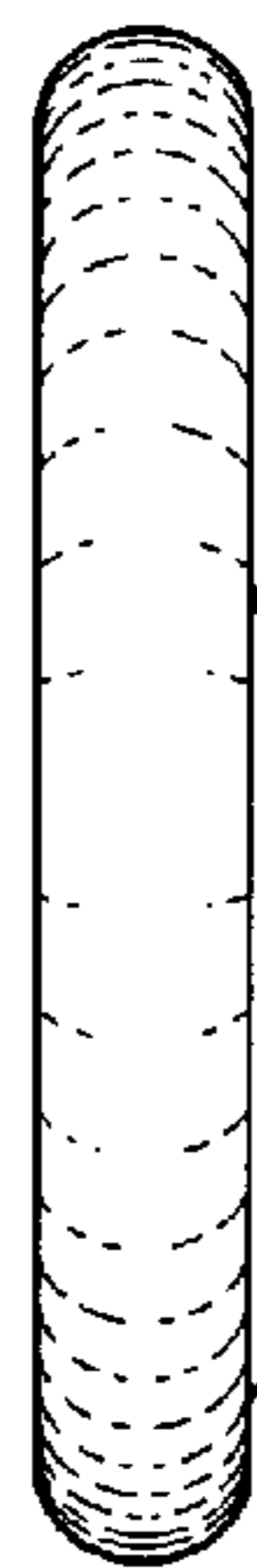


FIG. 3

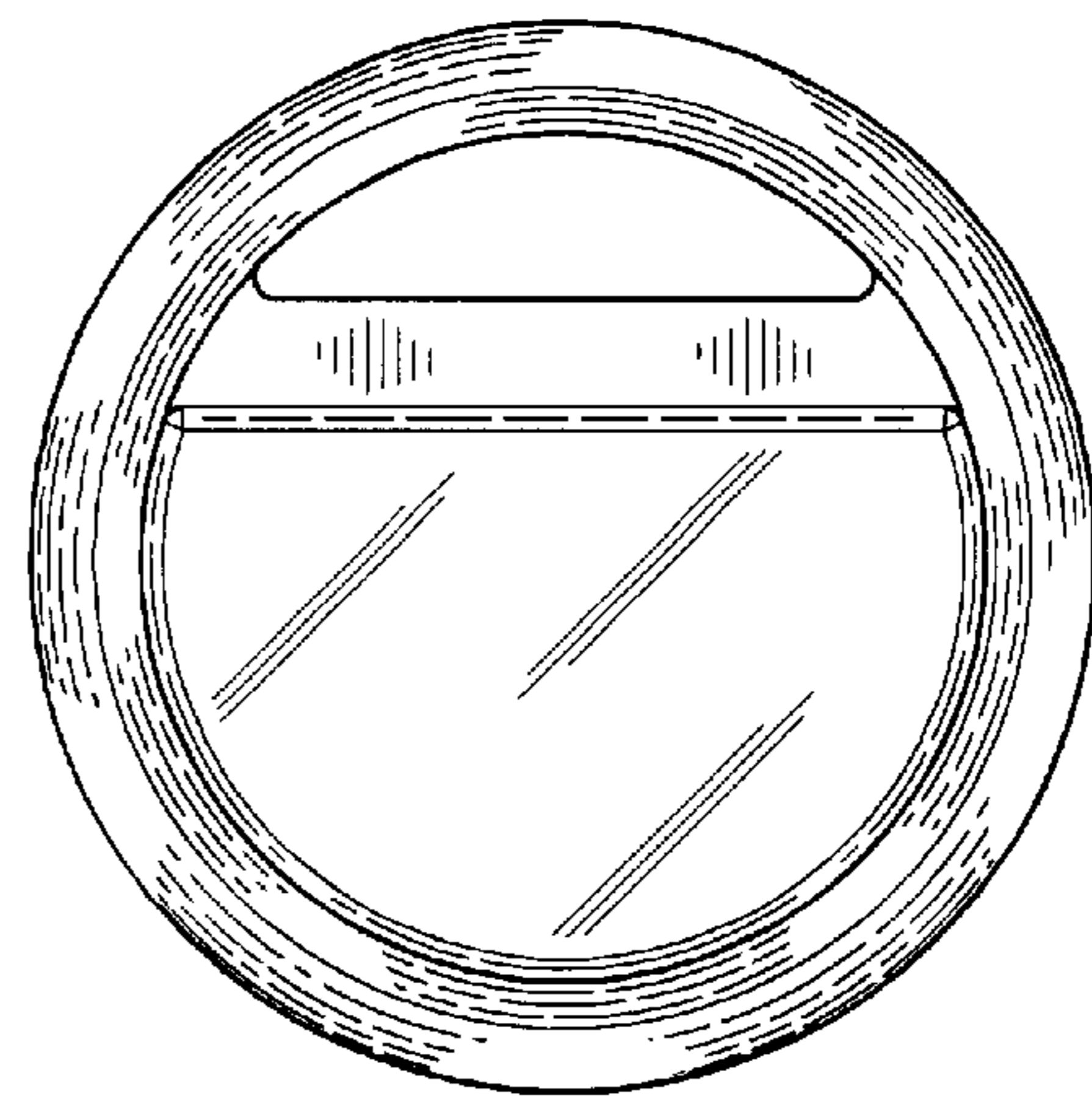


FIG. 4




FIG. 5