



US00D548954S

(12) **United States Design Patent**
Andersen et al.

(10) **Patent No.:** **US D548,954 S**

(45) **Date of Patent:** **** Aug. 21, 2007**

(54) **CASE FOR MEDICAL DEVICES**

(75) Inventors: **Anette Heymann Andersen**, Holte (DK); **Birgitte Stubkjaer Nielsen**, Charlottenlund (DK); **Ronnie Lindstrom**, Malmo (SE)

(73) Assignee: **Nycomed Danmark APS** (DK)

(**) Term: **14 Years**

(21) Appl. No.: **29/250,719**

(22) Filed: **Nov. 29, 2006**

(30) **Foreign Application Priority Data**

May 30, 2006 (EM) 000537253

(51) **LOC (8) Cl.** **03-01**

(52) **U.S. Cl.** **D3/203.1**

(58) **Field of Classification Search** D3/203.1, D3/203.6, 203.7, 203.8, 201, 205, 272-273, D3/289, 294; 206/530-538; D6/631-634; D24/299; D9/730

See application file for complete search history.

(56) **References Cited**

U.S. PATENT DOCUMENTS

D462,224 S * 9/2002 Bellin et al. D6/632
D467,414 S * 12/2002 Pavlu et al. D3/203.1

D479,645 S * 9/2003 Riley D3/203.1
D480,864 S * 10/2003 Sayers et al. D3/203.1
D540,536 S * 4/2007 Lam D3/203.6

* cited by examiner

Primary Examiner—Catherine R. Oliver
(74) *Attorney, Agent, or Firm*—Gifford Krass

(57) **CLAIM**

The ornamental design for a case for medical devices, as shown and described.

DESCRIPTION

FIG. 1 is a top plan view of a case for medical devices, in a closed configuration, showing the ornamental features thereof;

FIG. 2 is a front elevation view of the case of FIG. 1;

FIG. 3 is a right elevation view of the case of FIG. 1;


FIG. 4 is a perspective view of the case of FIG. 1;

FIG. 5 is a top plan view of the case of FIG. 1 in an open configuration;

FIG. 6 is a front elevation view of the opened case of FIG. 5; and,

FIG. 7 is a right elevation view of the opened case of FIG. 5.

1 Claim, 4 Drawing Sheets






FIG. 1




FIG. 2

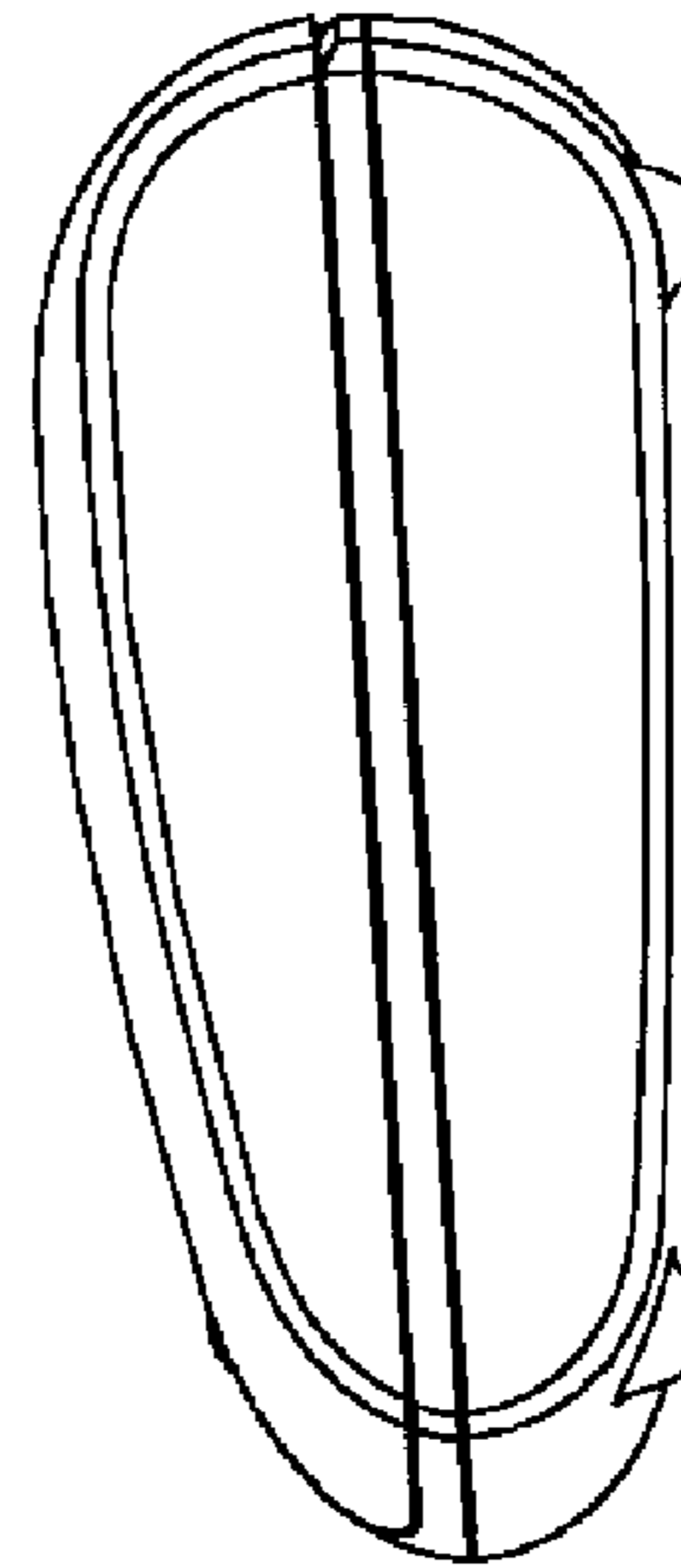


FIG. 3

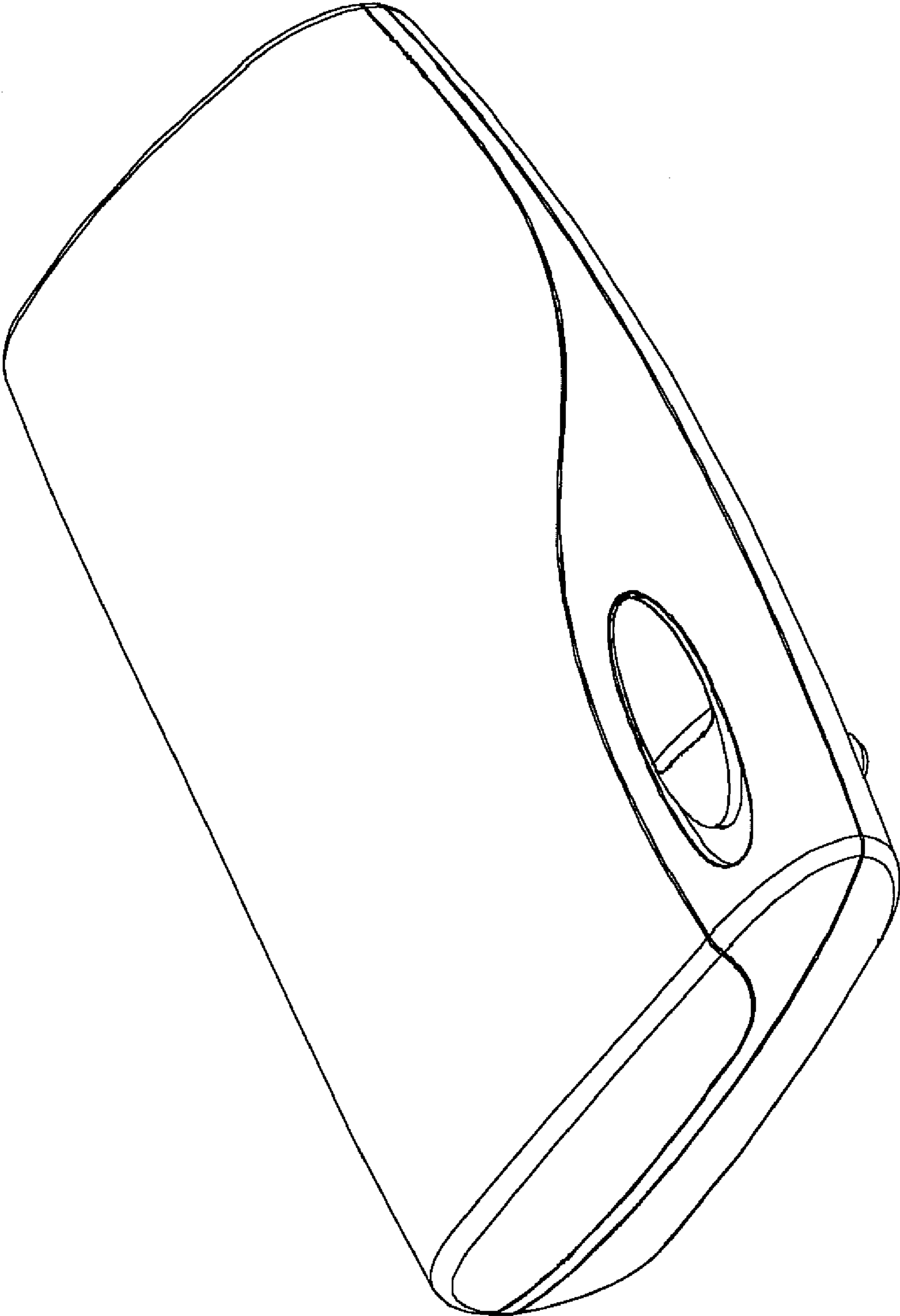


FIG. 4

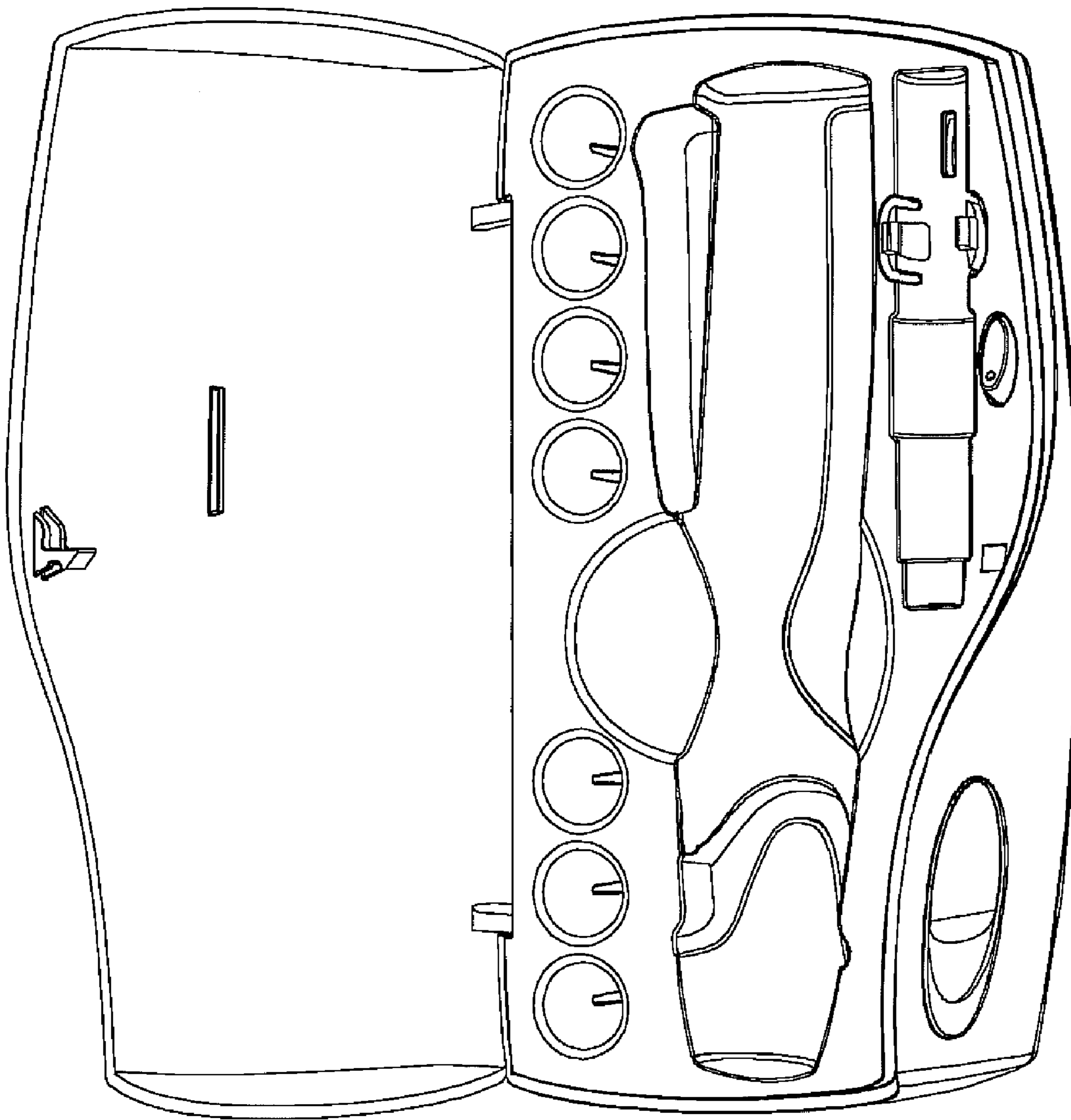


FIG. 5

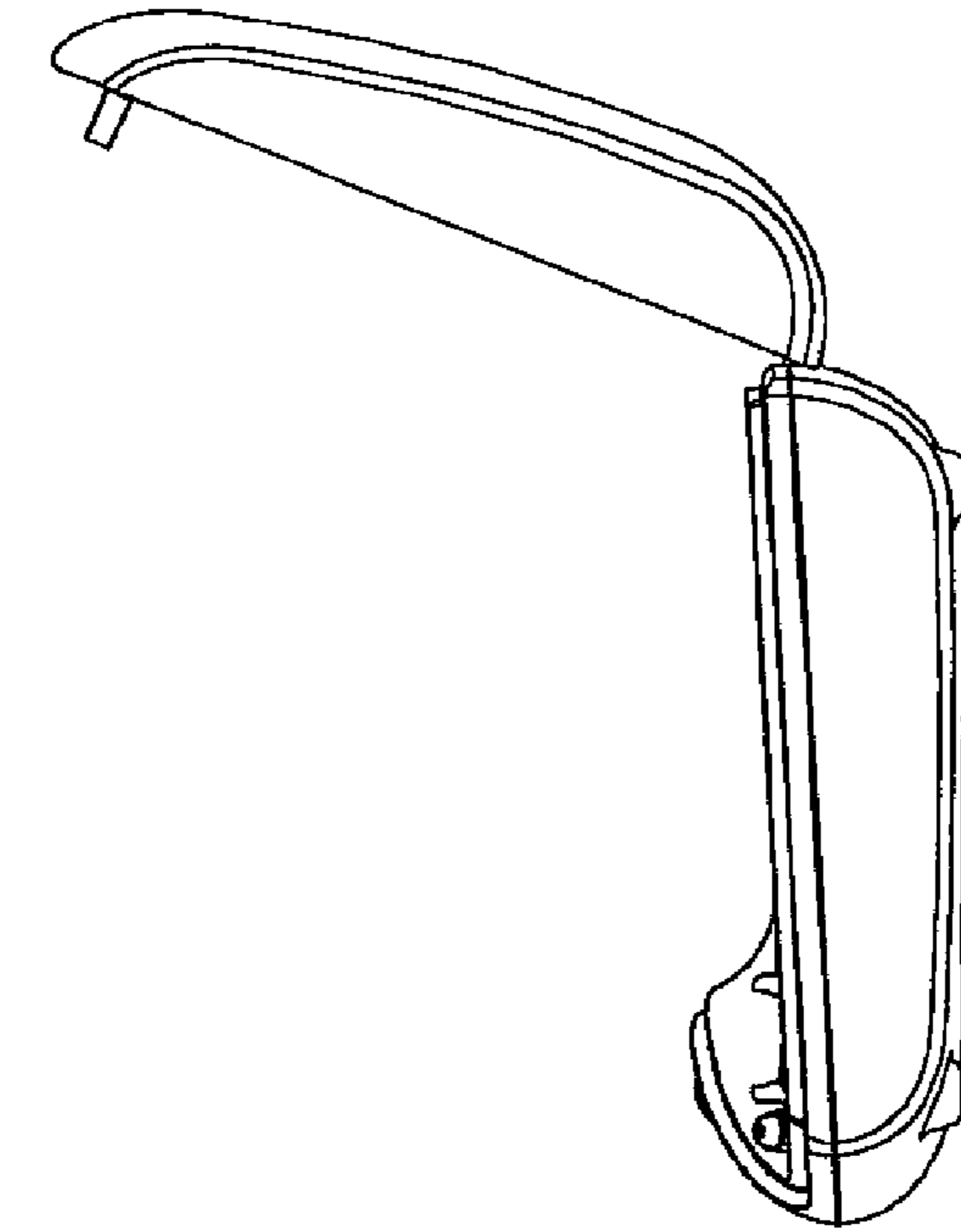


FIG. 7

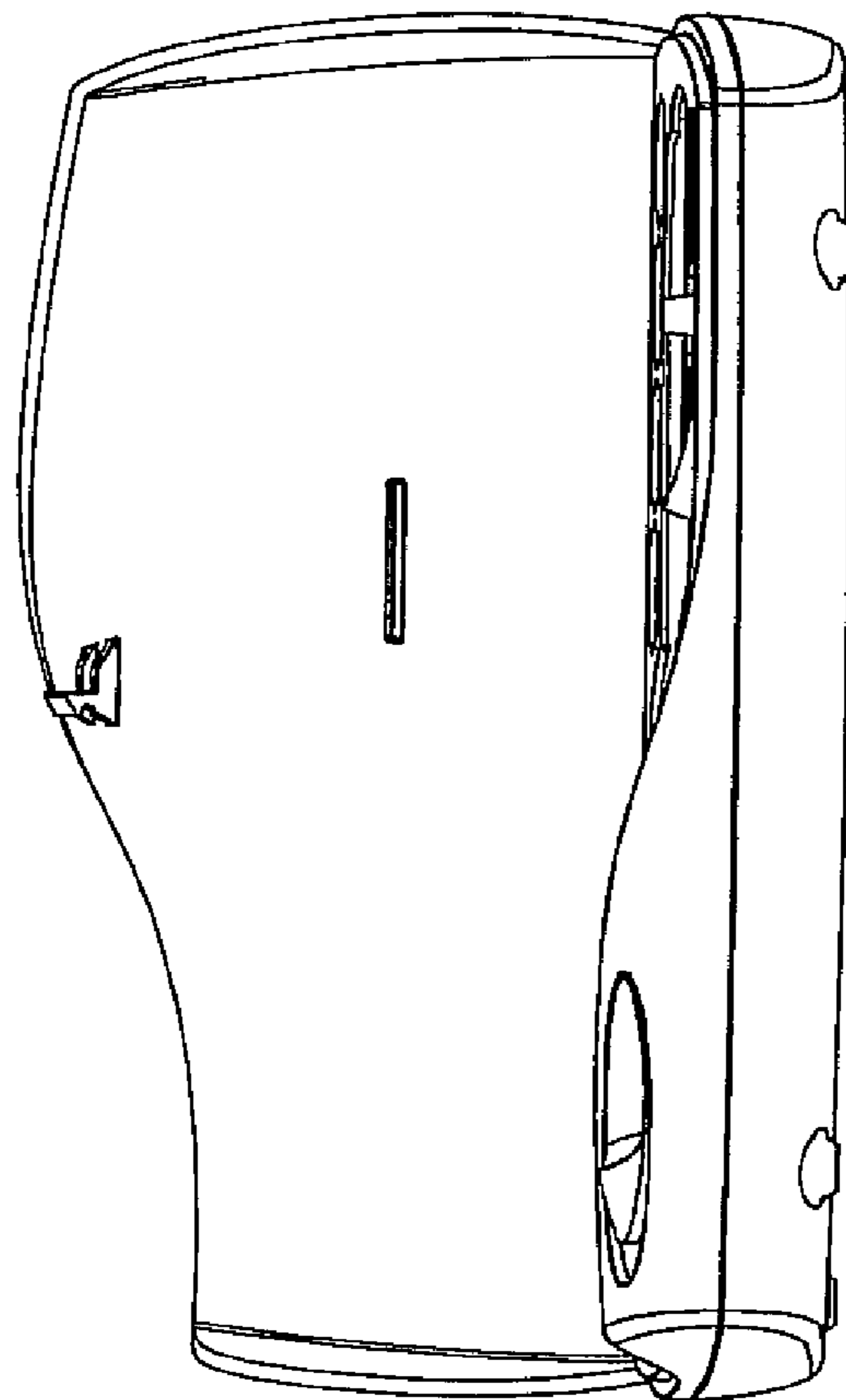


FIG. 6