

US00D548953S

(12) **United States Design Patent**
Pryce

(10) **Patent No.:** **US D548,953 S**

(45) **Date of Patent:** **** Aug. 21, 2007**

(54) **HAND STITCHING TOOL**

(76) **Inventor:** **Kathy S. Pryce**, 23 Mirror Lake Rd.,
East Calais, VT (US) 05650

(**) **Term:** **14 Years**

(21) **Appl. No.:** **29/247,566**

(22) **Filed:** **Jun. 27, 2006**

(51) **LOC (8) Cl.** **02-07**

(52) **U.S. Cl.** **D3/28; D3/18**

(58) **Field of Classification Search** D3/18-29;
223/101-104; 66/1 A, 6, 116-118; 289/13,
289/16, 18.1; 112/110, 116, 78, 80.5
See application file for complete search history.

(56) **References Cited**

U.S. PATENT DOCUMENTS

385,586 A	7/1888	Woods	
D46,491 S *	10/1914	Boye	D3/18
D47,718 S *	8/1915	Fitch	D3/28
2,246,254 A *	6/1941	Johnston	66/118
2,608,077 A	8/1952	Suessman	
3,442,235 A	5/1969	Gibson	

3,678,712 A * 7/1972 Singleton 66/118
D274,195 S * 6/1984 Strauss D3/28

* cited by examiner

Primary Examiner—Louis S. Zarfaz

Assistant Examiner—Anhdao Doan

(74) *Attorney, Agent, or Firm*—Michael J. Weins; Jeffrey E. Semprebbon

(57) **CLAIM**

The ornamental design for a hand stitching tool, as is shown and described.

DESCRIPTION

FIG. 1 is a perspective view of the hand stitching tool showing my new design;

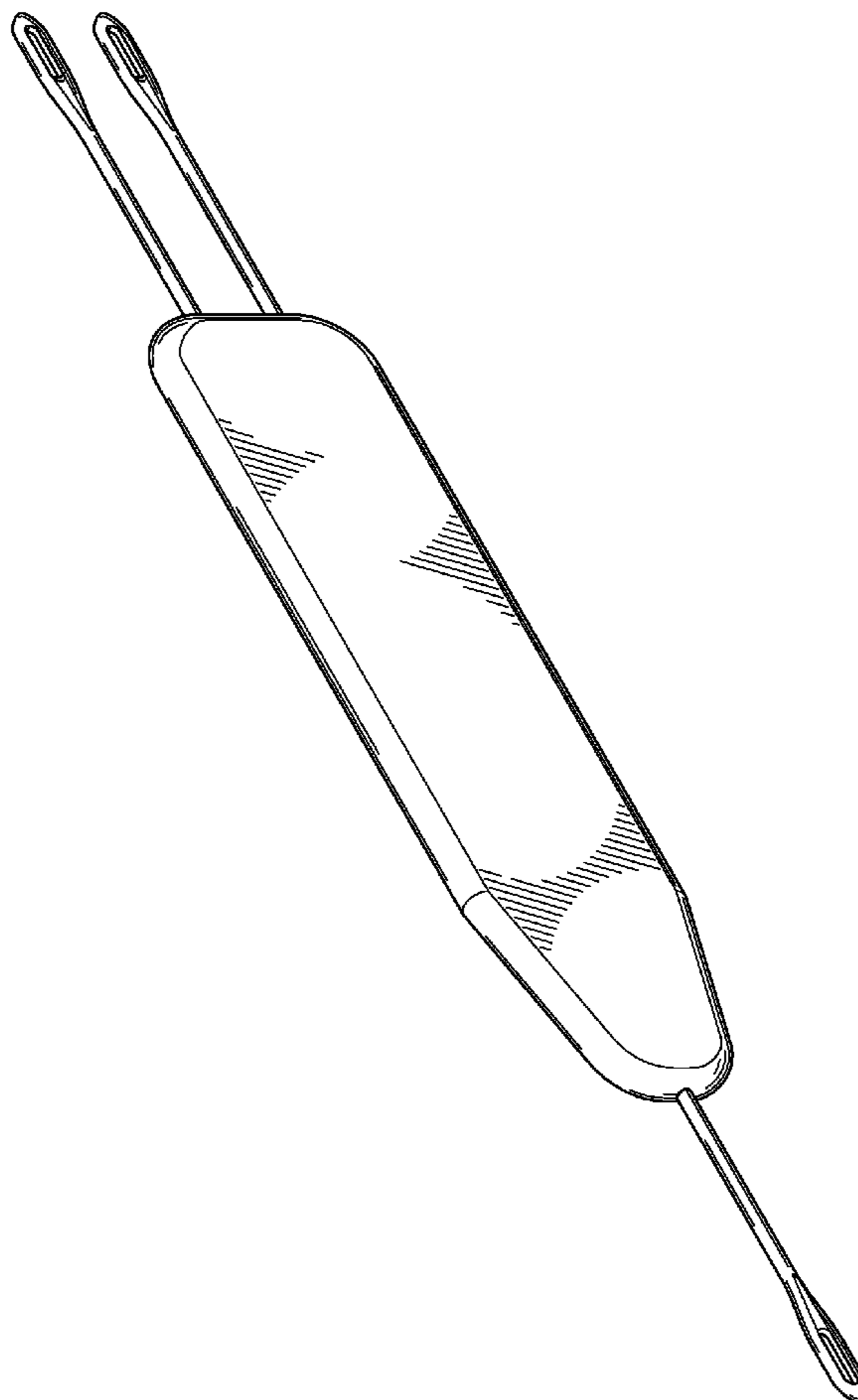
FIG. 2 is a plan view of my design, the top plan view and the bottom plan view being identical;

FIG. 3 is a side elevation view thereof, the right side elevation and the left side elevation being identical;

FIG. 4 is a front end elevation view thereof; and,

FIG. 5 is a rear end elevation view thereof.

1 Claim, 2 Drawing Sheets



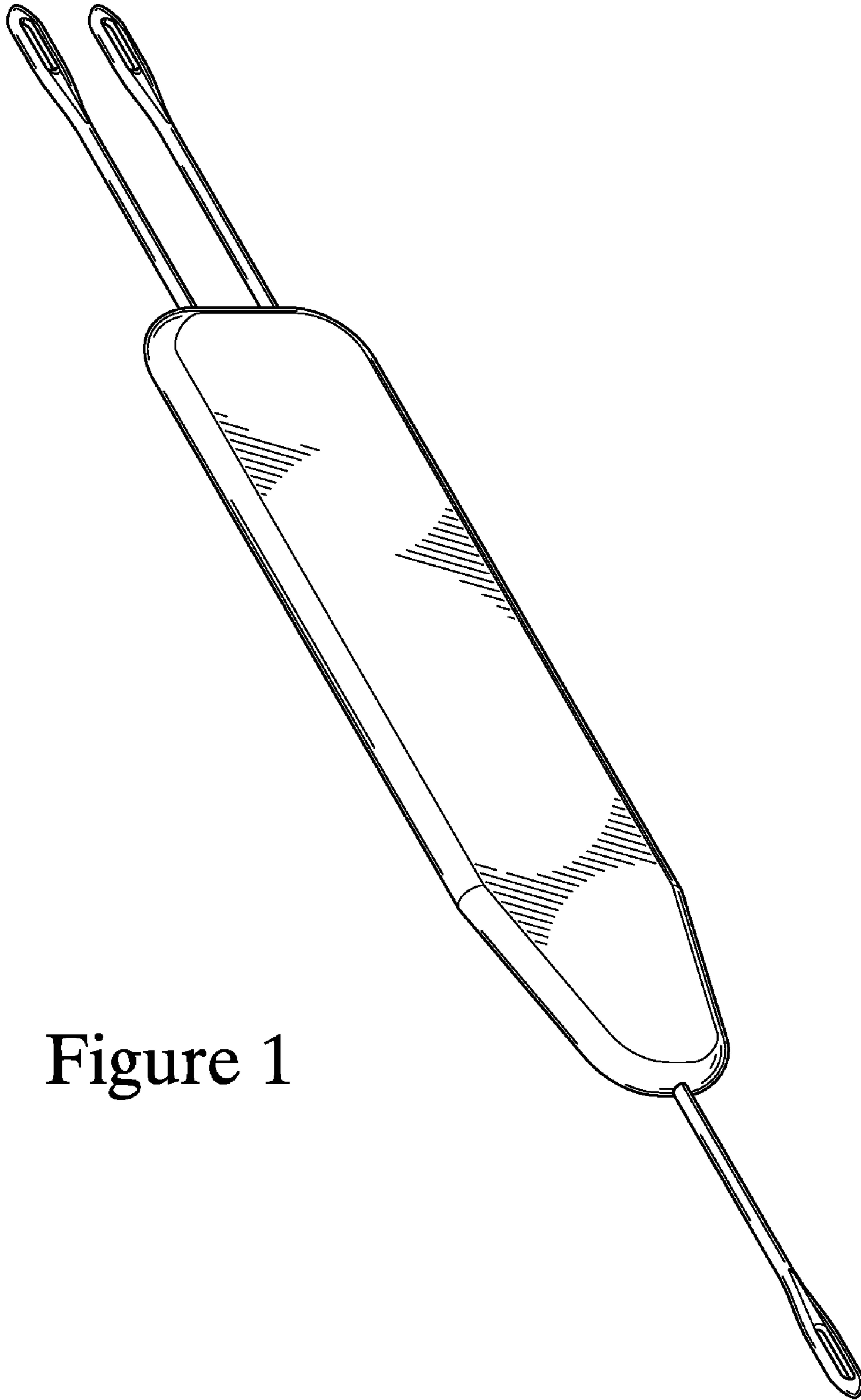


Figure 1




Figure 2



Figure 3




Figure 4



Figure 5