

US00D548938S

(12) **United States Design Patent**  
**Belley et al.**

(10) **Patent No.:** **US D548,938 S**

(45) **Date of Patent:** **\*\* Aug. 21, 2007**

(54) **FOOTWEAR UPPER**

(75) Inventors: **Manon Belley**, Laval (CA); **Cristian Ardissono**, Montebelluna (IT)

(73) Assignee: **Wolverine World Wide, Inc.**, Rockford, MI (US)

(\*\*) Term: **14 Years**

(21) Appl. No.: **29/242,747**

(22) Filed: **Nov. 14, 2005**

(51) **LOC (8) Cl.** ..... **02-99**

(52) **U.S. Cl.** ..... **D2/969; D2/923**

(58) **Field of Classification Search** ..... D2/902,  
D2/906-908, 923-924, 943, 944, 903, 969,  
D2/972-974; 36/45, 50.1, 77 M, 77 R, 83,  
36/88, 113, 114, 126-131, 11  
See application file for complete search history.

(56) **References Cited**

U.S. PATENT DOCUMENTS

- D351,058 S \* 10/1994 Hatfield et al. .... D2/969
- D395,945 S \* 7/1998 Mankowski ..... D2/972
- D425,292 S \* 5/2000 Matis ..... D2/969
- D440,034 S \* 4/2001 Matis ..... D2/969
- D458,014 S \* 6/2002 Matis ..... D2/969
- D458,442 S \* 6/2002 Matis ..... D2/969
- D464,478 S \* 10/2002 Belley et al. .... D2/969
- D496,152 S \* 9/2004 Doxey ..... D2/972
- D500,195 S 12/2004 Matis
- D500,915 S \* 1/2005 Belley et al. .... D2/969

- D506,603 S \* 6/2005 Hubbard ..... D2/972
- D511,878 S \* 11/2005 Della Valle ..... D2/908
- D529,701 S \* 10/2006 Dekovic ..... D2/970
- D533,340 S \* 12/2006 Chung ..... D2/972
- D533,710 S \* 12/2006 Lupo ..... D2/972

\* cited by examiner

*Primary Examiner*—Dominic Simone

(74) *Attorney, Agent, or Firm*—Warner Norcross & Judd LLP

(57) **CLAIM**

The ornamental design for footwear upper, as shown and described.

**DESCRIPTION**

FIG. 1 is a perspective view of the footwear upper embodying the new design;

FIG. 2 is a top plan view thereof;

FIG. 3 is a right side view thereof;

FIG. 4 is a left side view thereof;

FIG. 5 is a front view thereof; and,

FIG. 6 is a rear view thereof.

FIGS. 1-6 show features of an article of footwear in phantom lines. These features are shown for environmental purposes and do not form any part of the claimed design. Further, the phantom lines immediately adjacent the solid-line portions of the design form the boundary of the design, with the phantom lines forming no part of the claimed design.

**1 Claim, 4 Drawing Sheets**






Fig. 1

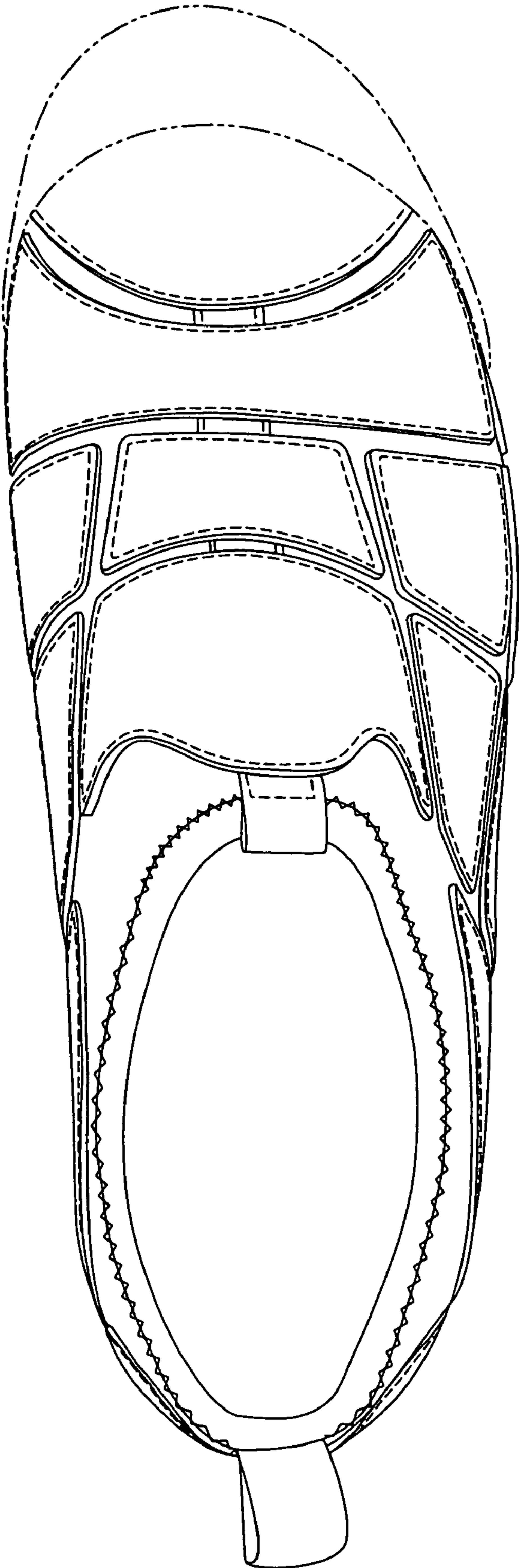


Fig. 2




Fig. 3

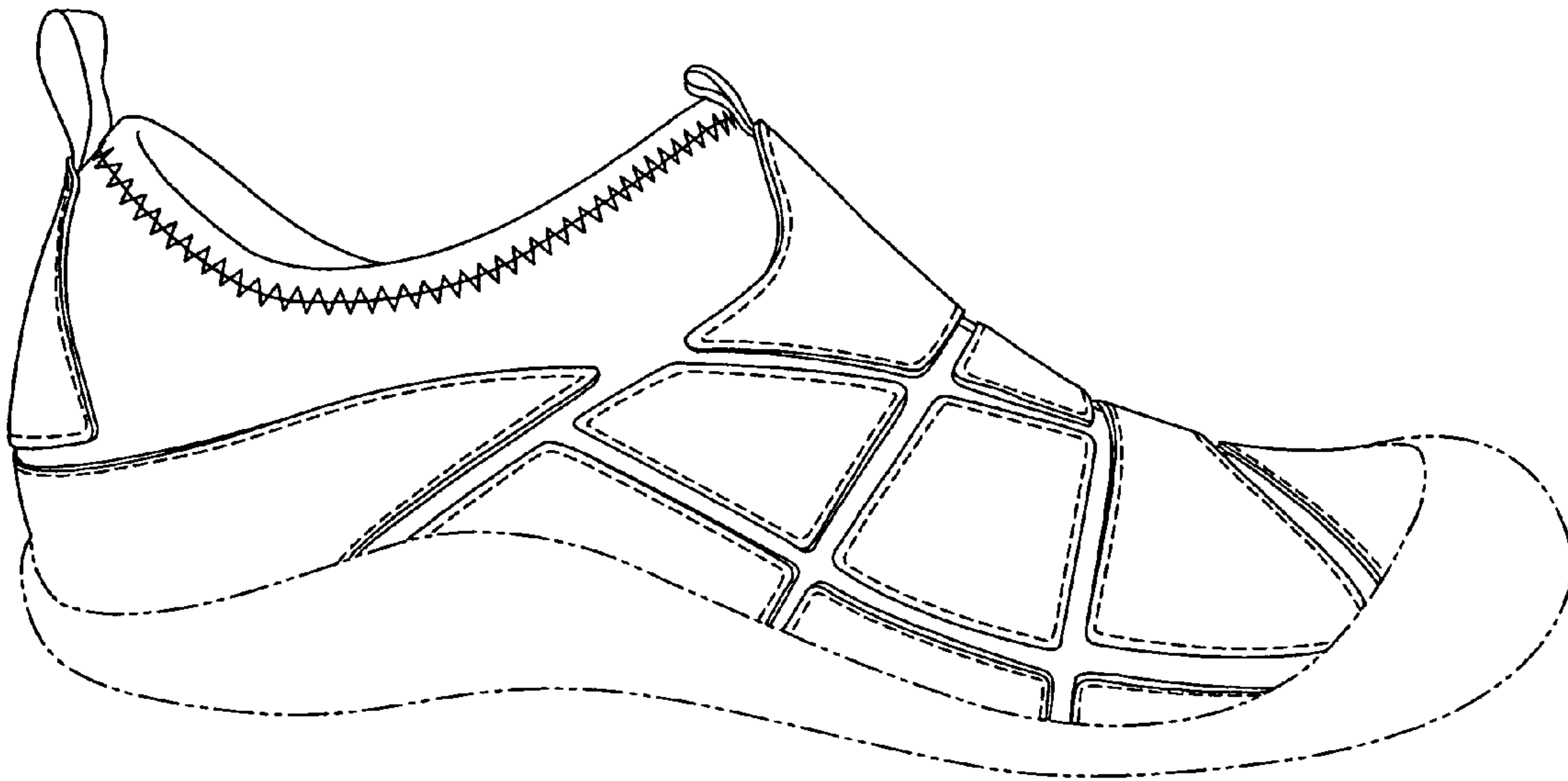


Fig. 4



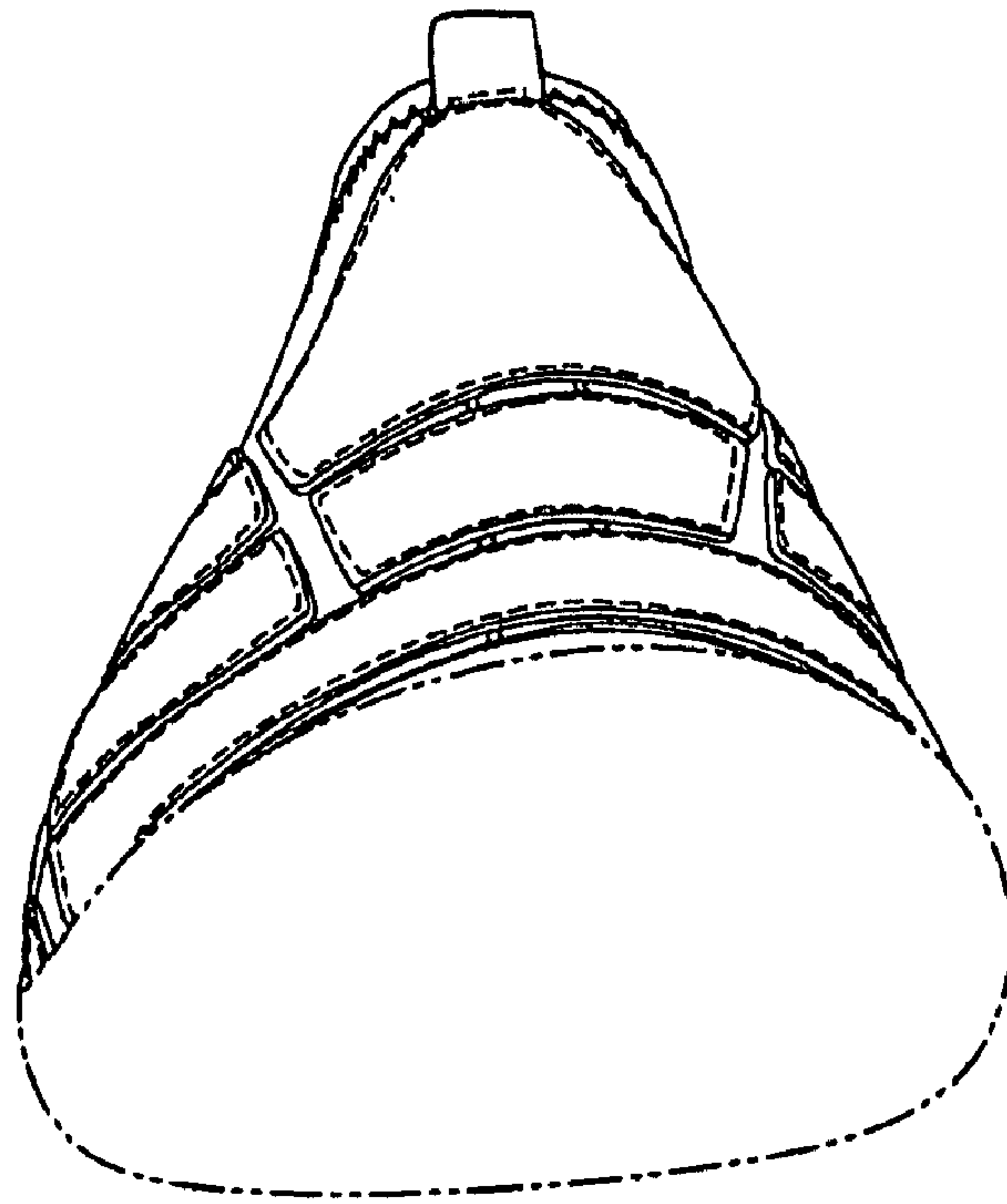


Fig. 5

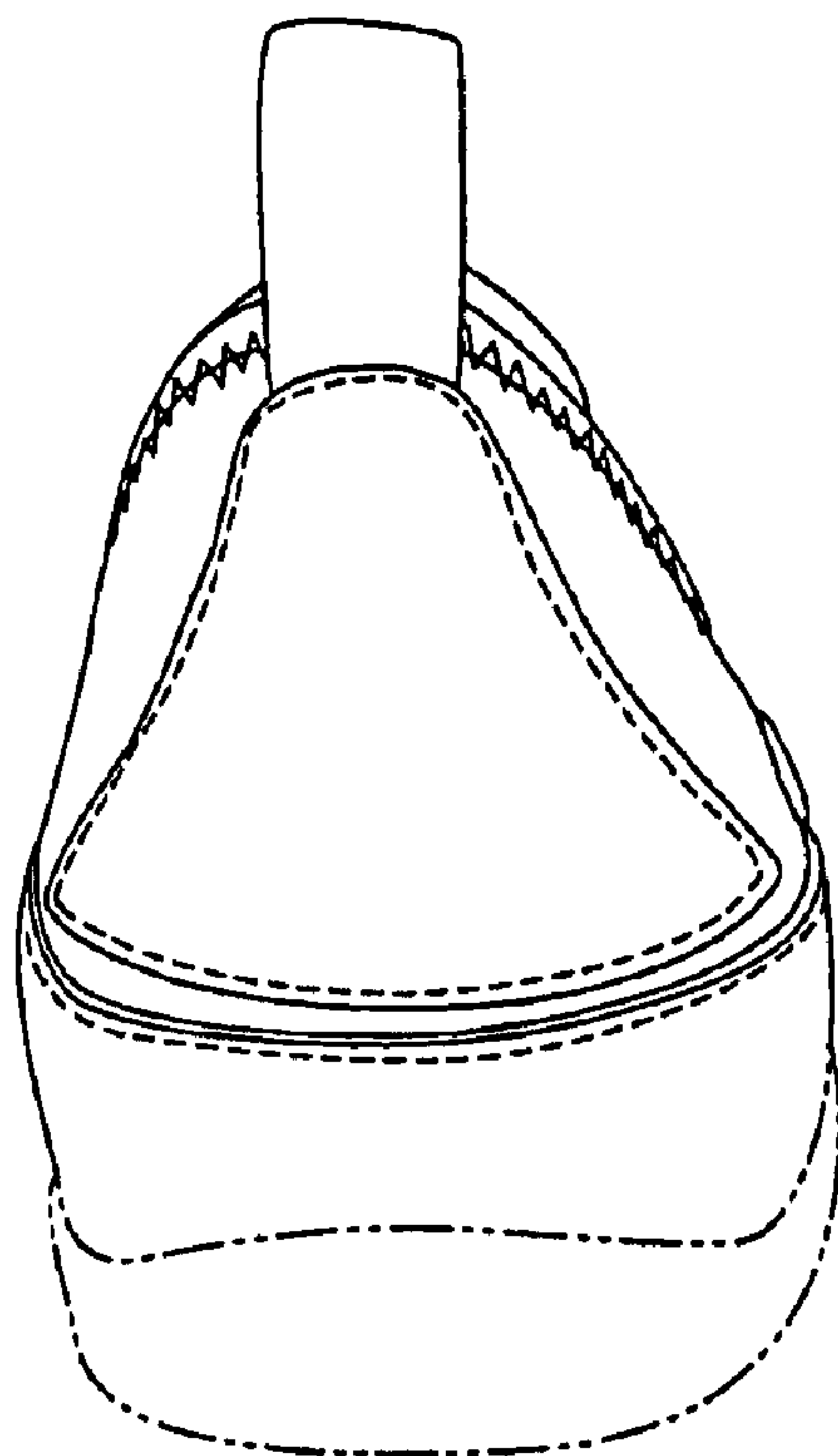


Fig. 6