



US00D548936S

(12) **United States Design Patent**
McClaskie

(10) **Patent No.:** **US D548,936 S**

(45) **Date of Patent:** **** Aug. 21, 2007**

(54) **OUTSOLE FOR A SHOE**

(75) Inventor: **Thomas E. McClaskie**, Bethlehem, PA
(US)

(73) Assignee: **Columbia Insurance Company**,
Omaha, NE (US)

(**) Term: **14 Years**

(21) Appl. No.: **29/252,115**

(22) Filed: **Jan. 19, 2006**

(51) **LOC (8) Cl.** **02-04**

(52) **U.S. Cl.** **D2/957; D2/956; D2/960**

(58) **Field of Classification Search** D2/902,
D2/947, 949, 951, 953-960; 36/3 B, 22 R,
36/24.5, 25 R, 28, 29, 32 R, 52 C, 103
See application file for complete search history.

(56) **References Cited**

U.S. PATENT DOCUMENTS

D51,643 S *	1/1918	Johnson	D2/959
D51,644 S *	1/1918	Johnson	D2/959
1,564,060 A *	12/1925	Grosjean	36/59 B
1,650,466 A *	11/1927	Righter	36/32 R
1,974,543 A	9/1934	Reymond	12/142
2,046,217 A	6/1936	Strauss	36/72
2,079,237 A	5/1937	Allard	36/72
2,160,768 A	5/1939	Wasser	36/72
2,273,697 A *	2/1942	Ellis	12/142 D
2,344,069 A	3/1944	Wasser	36/72
3,091,871 A	6/1963	Tronche	36/72
3,175,310 A	3/1965	MacQuaid	36/72
3,175,311 A	3/1965	MacQuaid	36/72
3,191,321 A	6/1965	Brutting	36/2.5
3,213,551 A	10/1965	Krauss	36/2.5
3,407,518 A	10/1968	MacQuaid et al.	36/72
3,525,165 A	8/1970	Randall, Jr.	36/2.5

3,561,142 A	2/1971	Streit, Sr. et al.	36/72
4,132,016 A *	1/1979	Vaccari	36/114
D253,139 S *	10/1979	Foldes	D2/916
4,231,170 A	11/1980	Griswold	36/72
4,366,629 A	1/1983	Scherz	36/4
D282,123 S *	1/1986	Davis	D2/959
4,562,652 A	1/1986	Hensler	36/102
D288,621 S *	3/1987	Surpuriya et al.	D2/961
4,908,963 A	3/1990	Krajcir et al.	36/77

(Continued)

Primary Examiner—Celia A. Murphy

(74) *Attorney, Agent, or Firm*—St. Onge Steward Johnston
& Reens LLC

(57) **CLAIM**

I claim the ornamental design for an outsole for a shoe, as shown and described.

DESCRIPTION

FIG. 1 is a bottom view of an outsole for a shoe showing my new design;

FIG. 2 is a right side view thereof;

FIG. 3 is a left side view thereof;

FIG. 4 is a front view thereof;


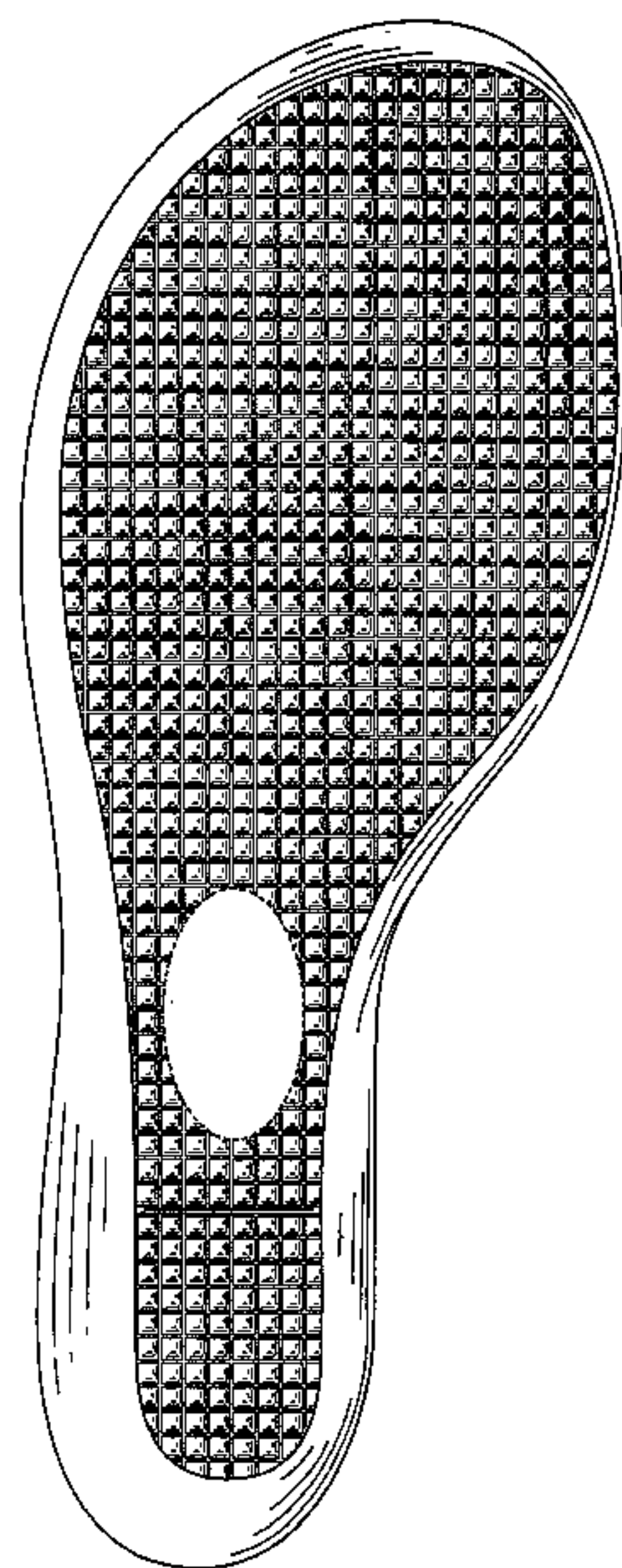
FIG. 5 is a back view thereof;

FIG. 6 is an enlarged perspective view of the area labeled "6" in FIG. 1; and,

FIG. 7 is a cross sectional view taken along line 7—7 shown in FIG. 6.

The broken line showing an oval shape in the arch area of FIG. 1 represents the boundary of the design, with neither the line itself, nor the area within it forming any part of the claim.

1 Claim, 6 Drawing Sheets



US D548,936 S

Page 2

U.S. PATENT DOCUMENTS

4,995,174	A	2/1991	Hong et al.	36/72	D470,999	S *	3/2003	Schroeder et al.	D2/957
5,048,203	A	9/1991	Kling	36/32	D474,586	S *	5/2003	Recchi	D2/957
D323,059	S *	1/1992	Hatfield	D2/954	D487,955	S *	4/2004	Ammon	D2/953
D325,814	S *	5/1992	Benatti et al.	D2/953	D492,099	S *	6/2004	McClaskie	D2/946
5,154,682	A *	10/1992	Kellerman	36/44	D497,243	S *	10/2004	McClaskie	D2/951
5,185,944	A	2/1993	Okajima	36/45	D498,351	S *	11/2004	Morgan	D2/959
5,499,459	A	3/1996	Tomaro	36/10	D503,264	S *	3/2005	McClaskie	D2/955
5,526,584	A	6/1996	Bleimhofer et al.	36/10	D515,299	S *	2/2006	Burg	D2/969
D389,995	S *	2/1998	Cockrell	D2/957	D523,215	S *	6/2006	Drazic	D2/951
5,738,937	A	4/1998	Baychar	428/316.6	D529,695	S *	10/2006	Cockrell	D2/959
5,901,468	A *	5/1999	Whyte	36/71	D532,585	S *	11/2006	McDonald	D2/959
6,199,304	B1 *	3/2001	Ludemann	36/44	D538,519	S *	3/2007	McClaskie	D2/957
D446,914	S *	8/2001	Cockrell	D2/959	2002/0078598	A1 *	6/2002	Bell	36/59 R
D447,326	S *	9/2001	Cockrell	D2/959	2005/0262739	A1 *	12/2005	McDonald et al.	36/102
D459,064	S *	6/2002	McClaskie	D2/957					

* cited by examiner

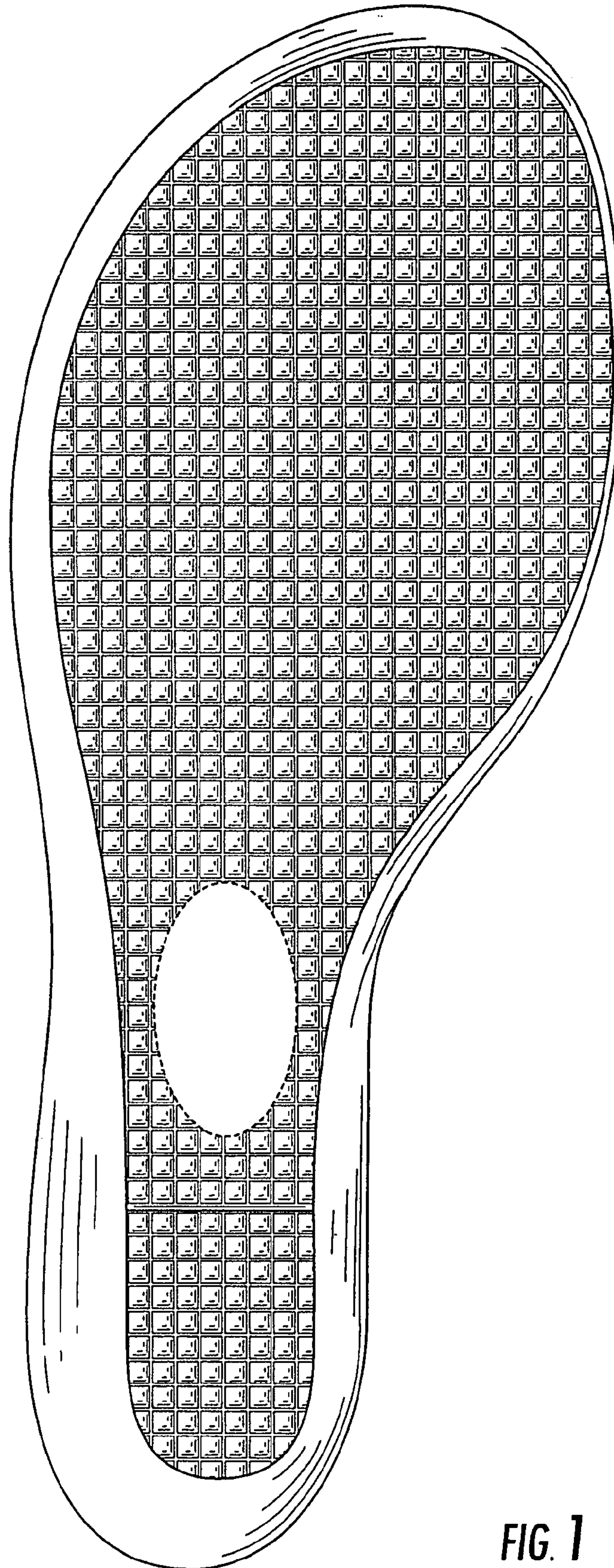


FIG. 1

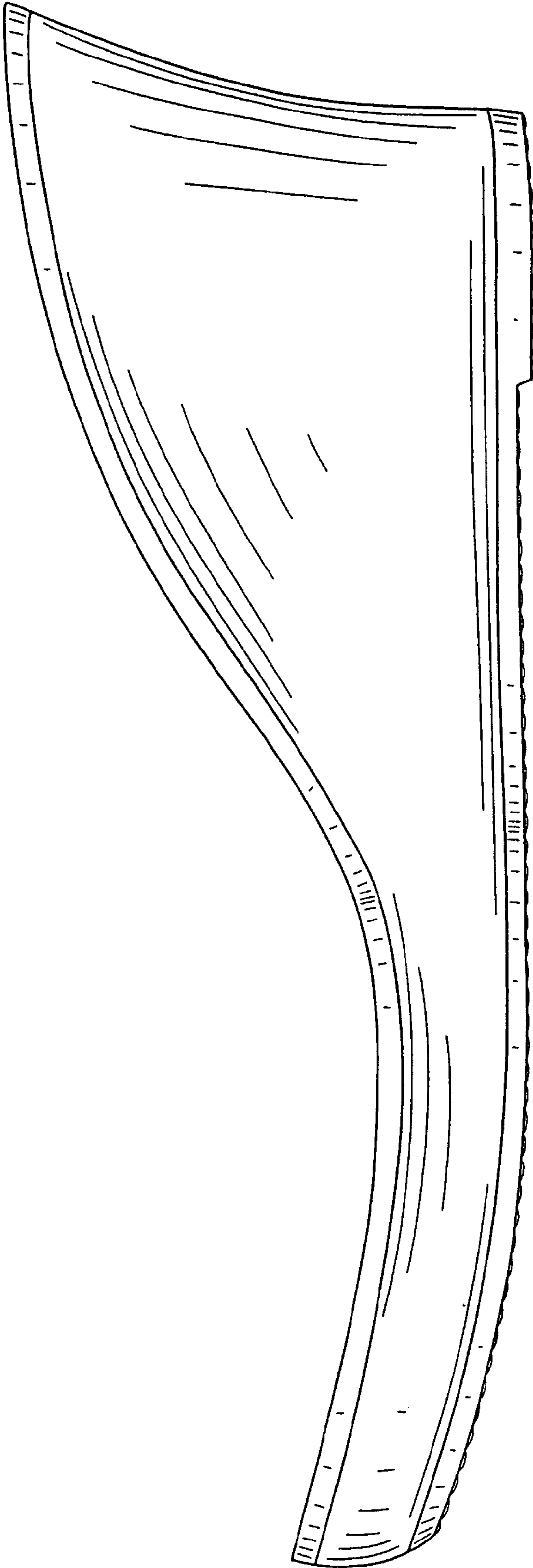


FIG. 2



FIG. 3

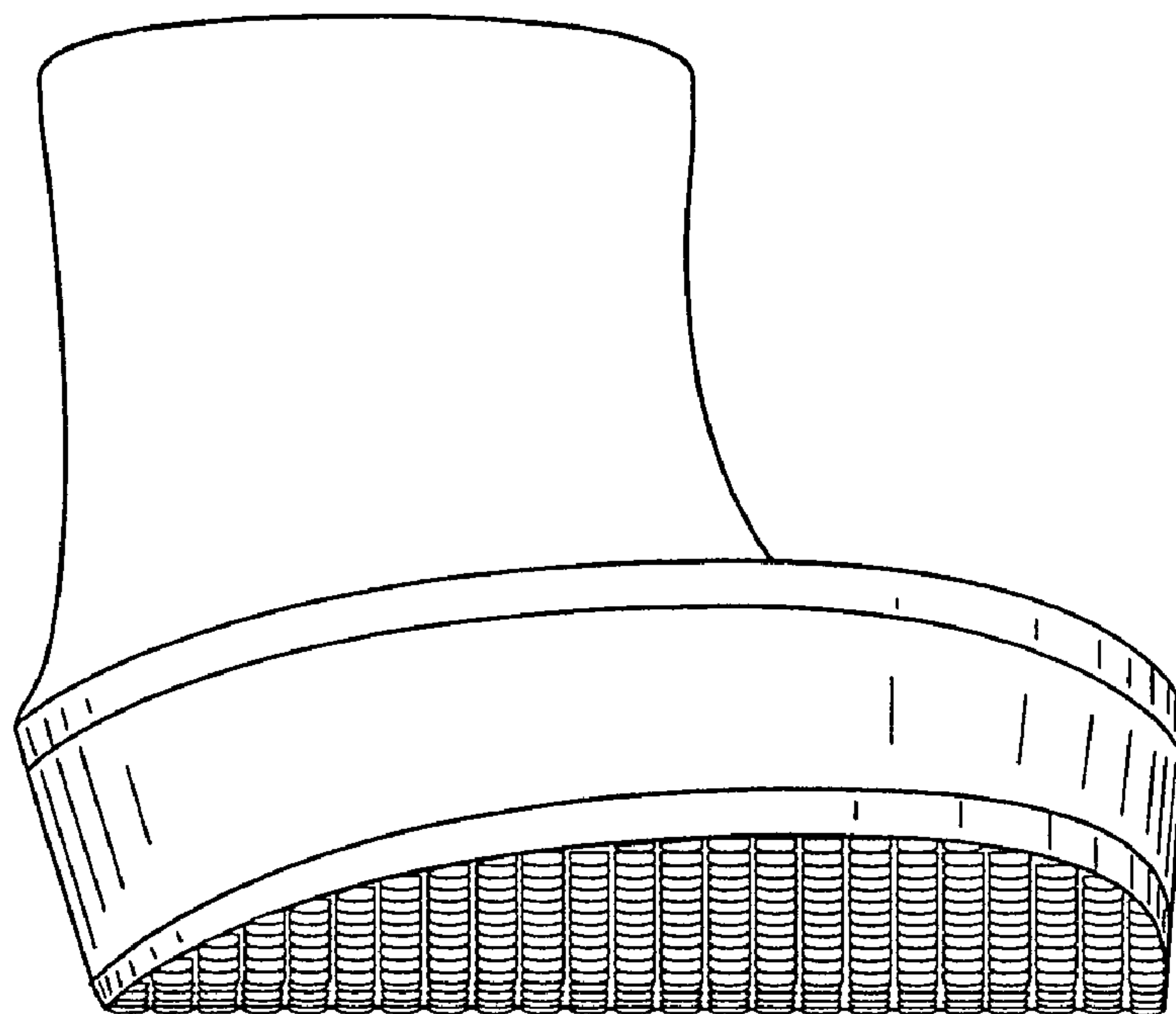


FIG. 4

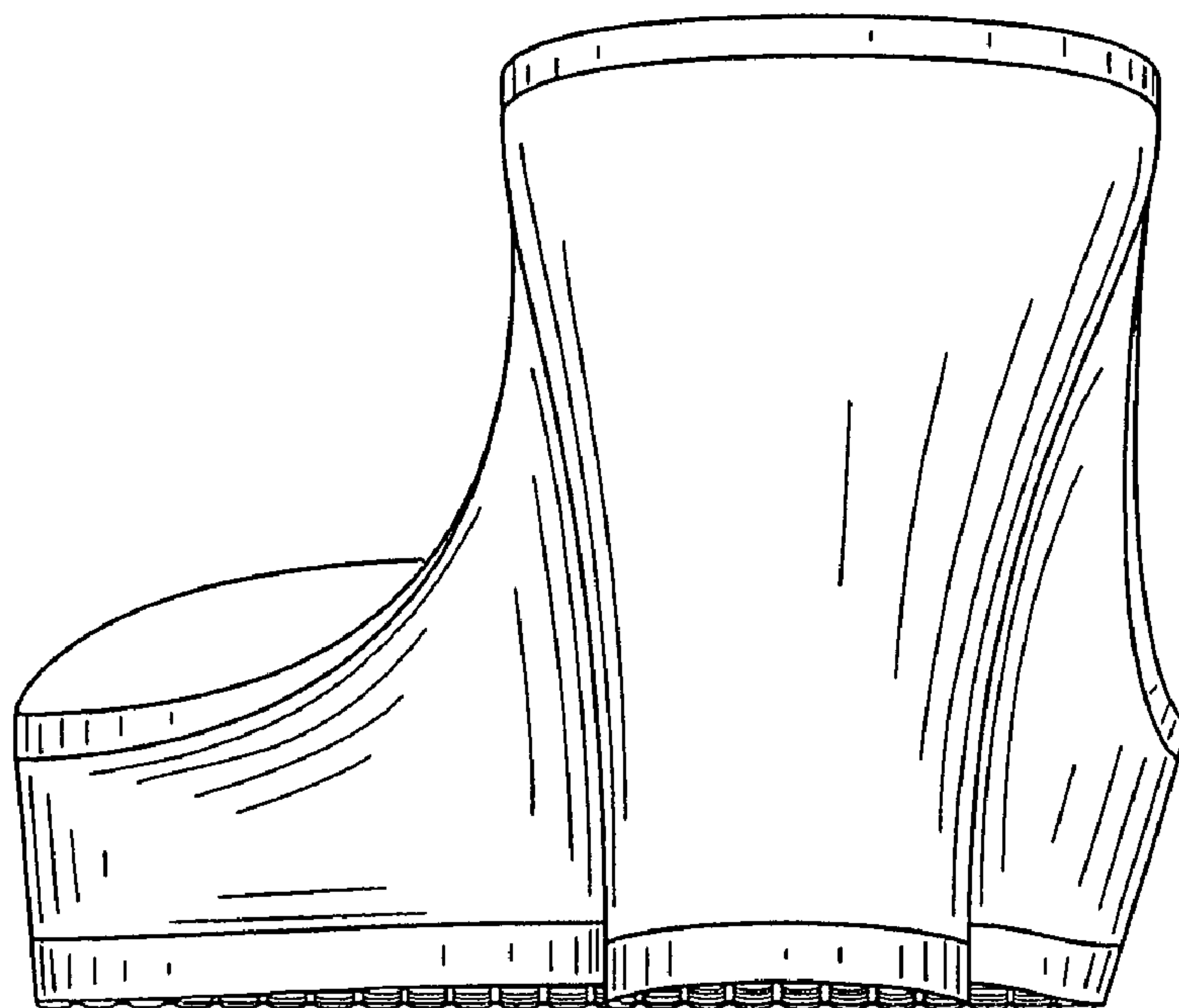


FIG. 5

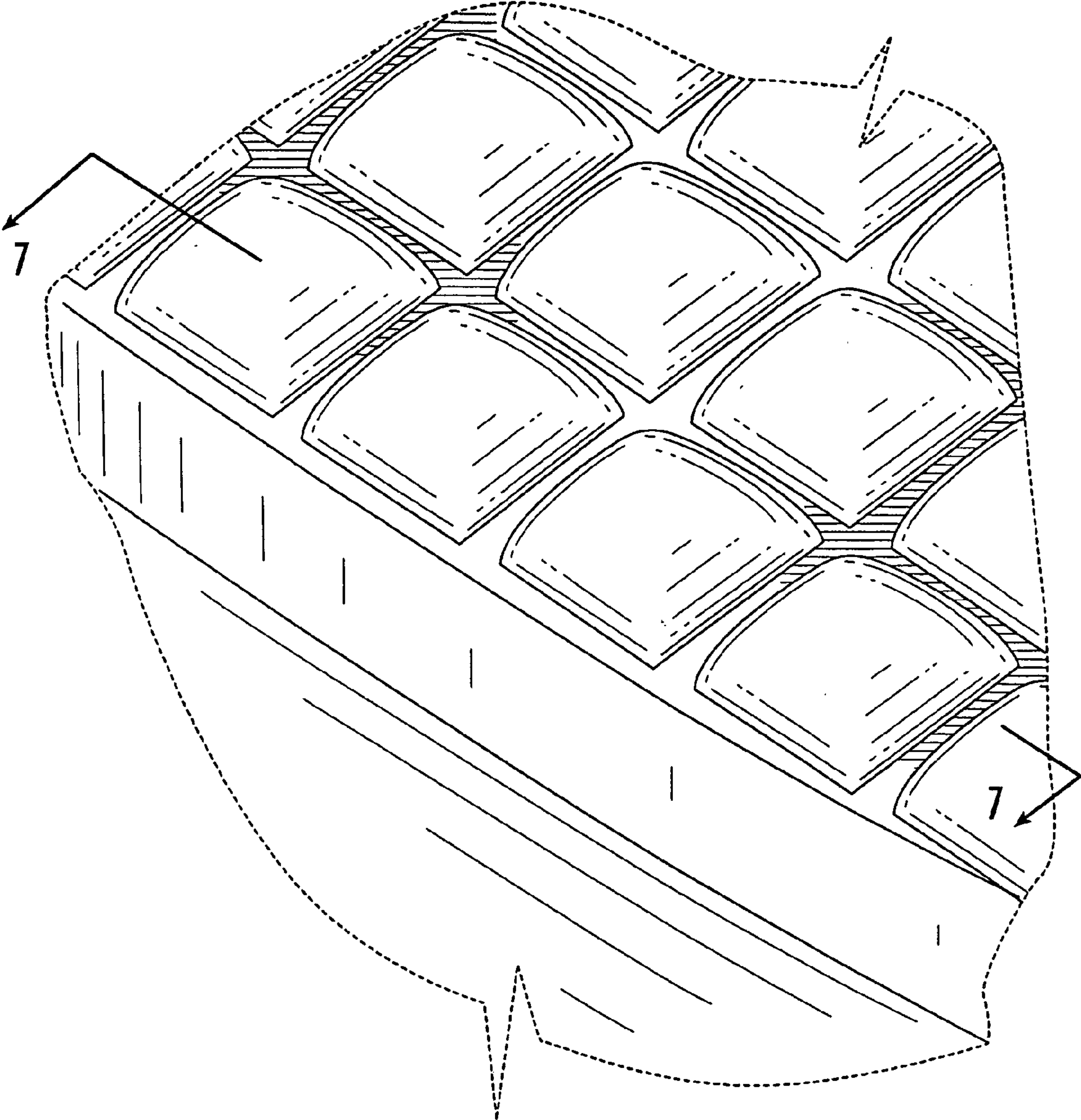


FIG. 6

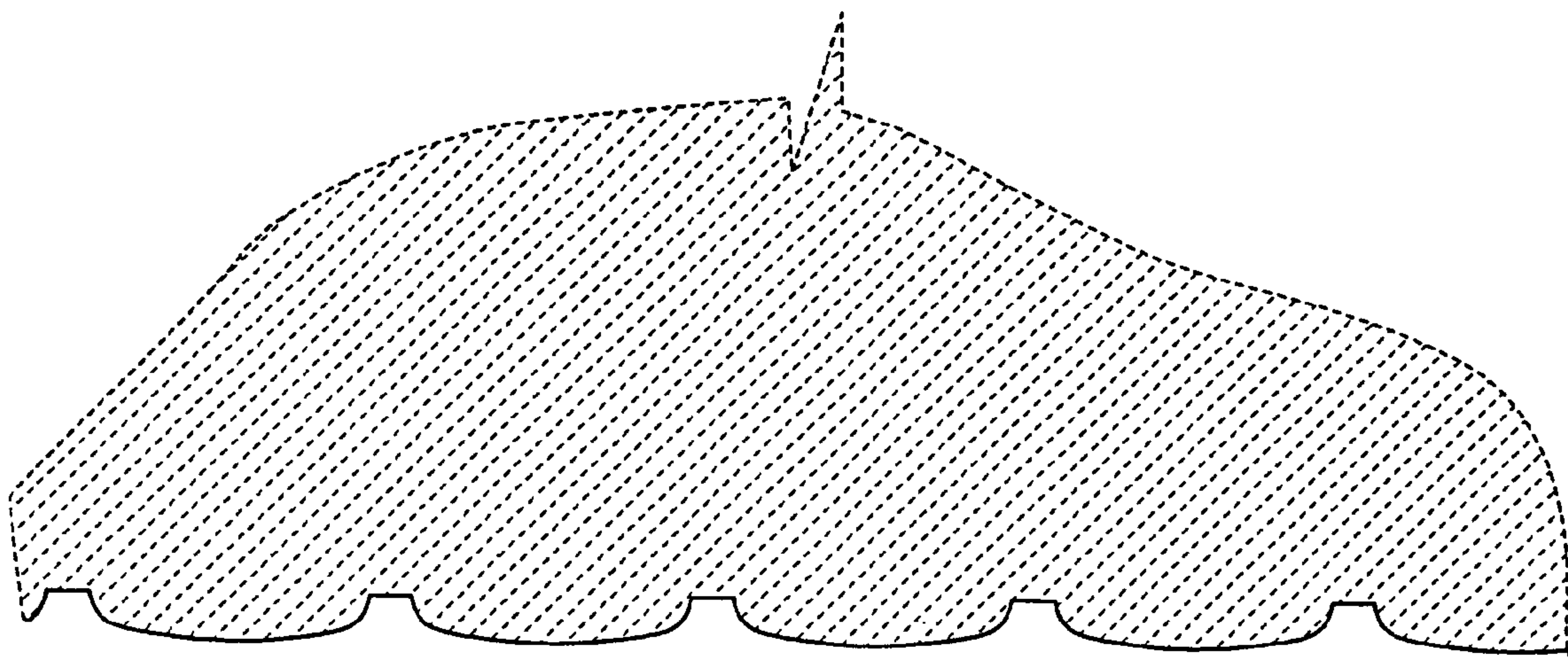


FIG. 7