

US00D548930S

(12) **United States Design Patent**  
**Gratkowski**

(10) **Patent No.:** **US D548,930 S**

(45) **Date of Patent:** **\*\* Aug. 21, 2007**

(54) **SARONG WITH DOUBLE TIES**

(76) **Inventor:** **Teresa Karolina Gratkowski**, PO Box  
6771, Wetherill Park BC NSW 1851  
(AU)

(\*\*) **Term:** **14 Years**

(21) **Appl. No.:** **29/211,633**

(22) **Filed:** **Aug. 19, 2004**

(30) **Foreign Application Priority Data**

Feb. 25, 2004 (AU) ..... 727/2004

(51) **LOC (8) Cl.** ..... **02-02**

(52) **U.S. Cl.** ..... **D2/796**

(58) **Field of Classification Search** ..... D2/755,  
D2/861, 823, 826, 500, 705, 720, 708-13,  
D2/723-5, 730, 742-3, 841, 756-7, 871,  
D2/796-8, 843, 844-845; 2/47-8, 50, 88,  
2/69, 73, 113; D11/1-2, 6-12, 16-17, 22,  
D11/25-28, 33-45, 47, 55-56, 75, 77, 89,  
D11/90-93, 103; 63/12, 26, 28, 29.1, 35,  
63/37, 1.11-14.1, 20, 22, 23

See application file for complete search history.

(56) **References Cited**

**U.S. PATENT DOCUMENTS**

1,156,757 A \* 10/1915 Collett ..... 2/113  
1,209,488 A \* 12/1916 Phillips ..... 2/113  
D128,990 S \* 8/1941 Leser ..... D2/755

D129,779 S \* 9/1941 Kaperst ..... D2/797  
D138,869 S \* 9/1944 Zahn ..... D2/797  
2,439,128 A \* 4/1948 De Oliensis ..... 2/74  
2,458,062 A \* 1/1949 Davenport ..... 2/73  
2,553,863 A \* 5/1951 Myron ..... 450/34  
3,704,469 A \* 12/1972 Levy ..... 2/67  
4,176,408 A \* 12/1979 de Polo ..... 2/69  
5,535,449 A \* 7/1996 Dickey ..... 2/69  
5,983,393 A \* 11/1999 Walton ..... 2/69  
D432,758 S \* 10/2000 Harris ..... D2/796  
D478,408 S \* 8/2003 Nettles ..... D2/861  
2004/0093657 A1 \* 5/2004 Erinc ..... 2/69

\* cited by examiner

*Primary Examiner*—Louis S. Zarfaz

*Assistant Examiner*—Susan E Krakower

(74) *Attorney, Agent, or Firm*—Molins & Co.

(57) **CLAIM**

The ornamental design for a sarong with double ties, as shown and described.

**DESCRIPTION**


FIG. 1 plan view of a sarong showing my new design;

FIG. 2 front perspective of the sarong of FIG. 1, as worn; and,

FIG. 3 rear perspective of the sarong of FIG. 1, as worn.

The broken line showing of a human figure is included for the purpose of illustrating environmental structure and forms no part of the claimed design.

**1 Claim, 1 Drawing Sheet**



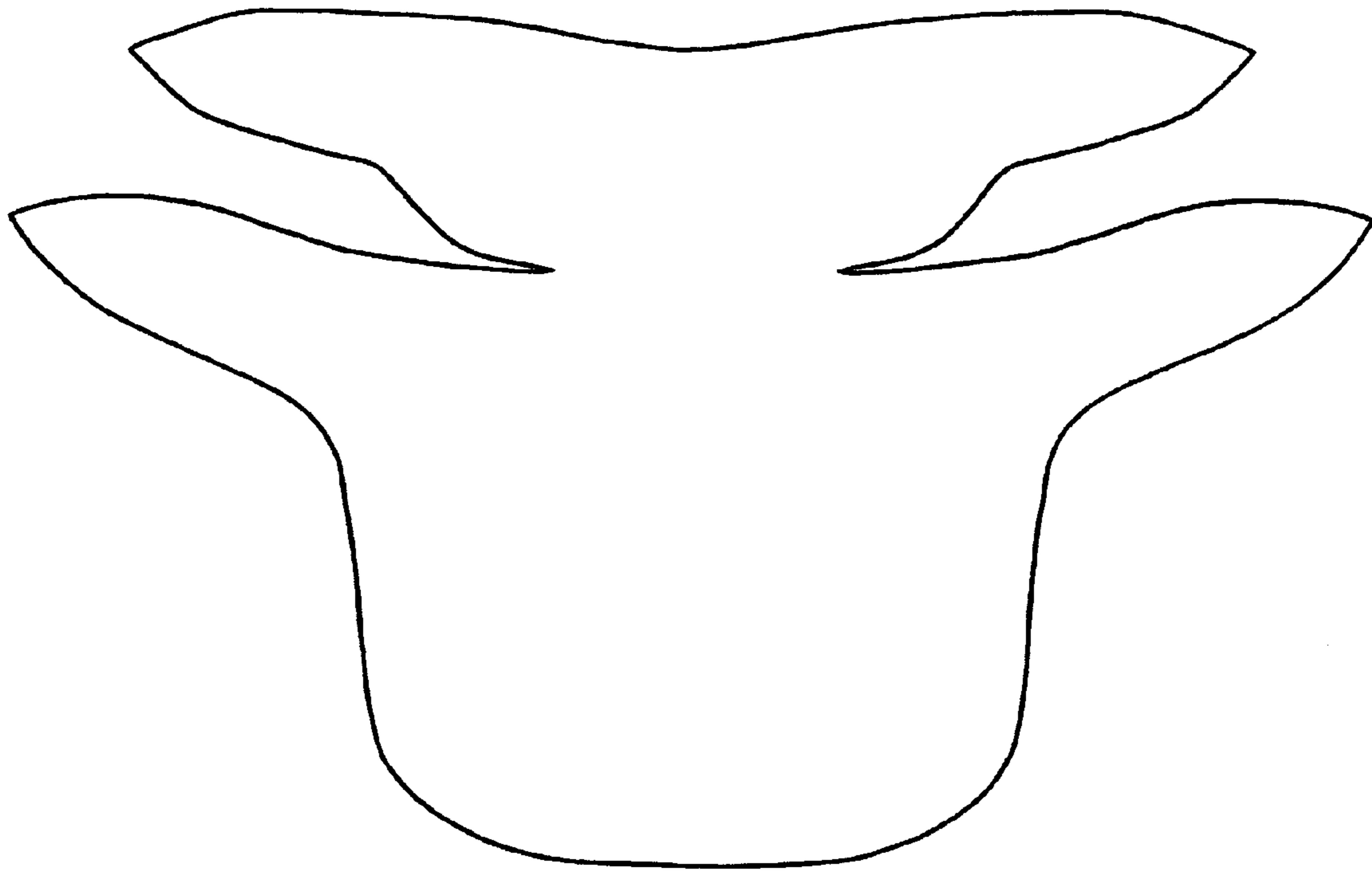


Fig. 1

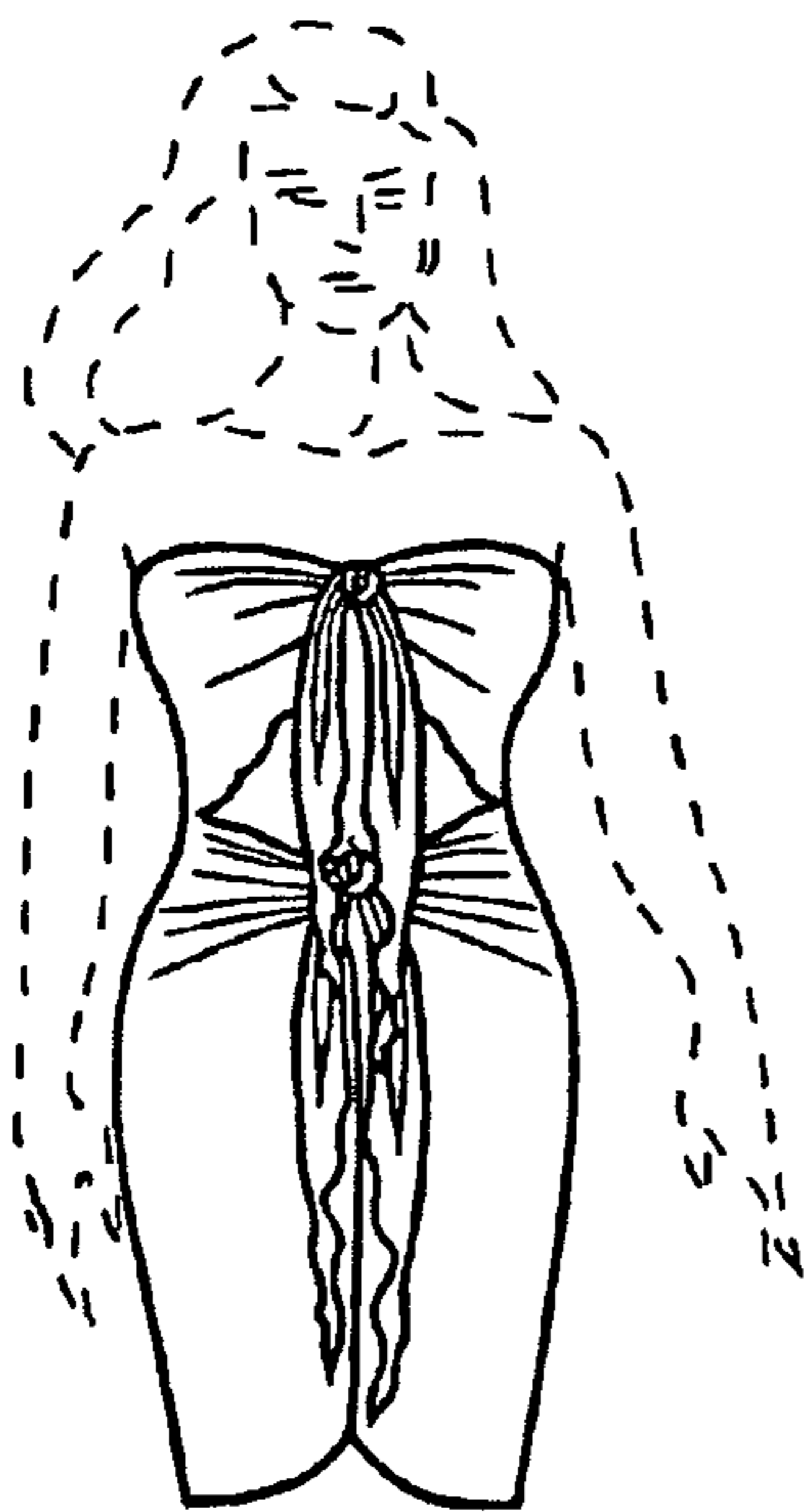


Fig. 2

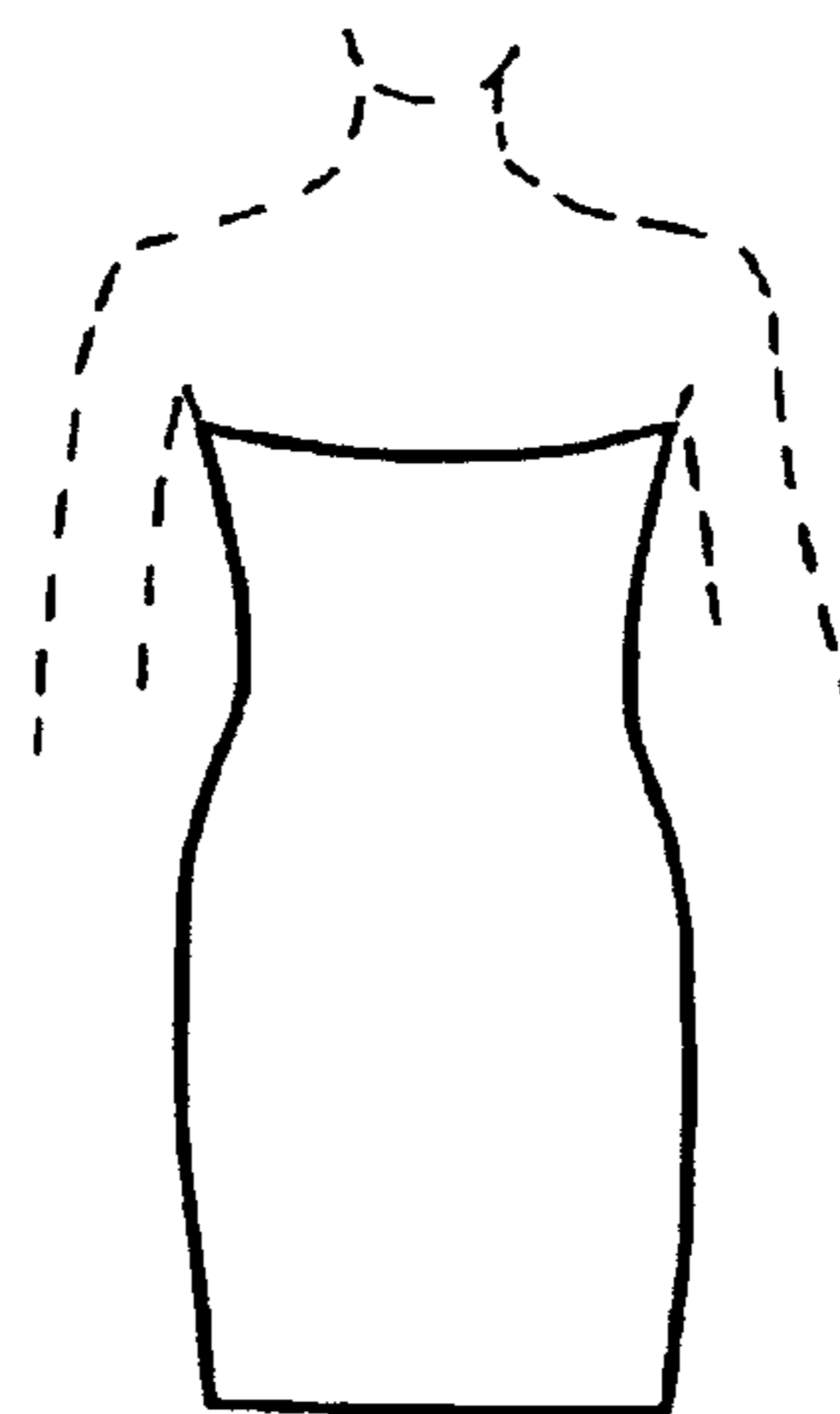


Fig. 3