



US00D548928S

(12) **United States Design Patent**  
**Wong**

(10) **Patent No.:** **US D548,928 S**

(45) **Date of Patent:** **\*\* Aug. 21, 2007**

(54) **SHORTS HAVING STRIPES**

(75) Inventor: **Jon G. Wong**, Long Beach, CA (US)

(73) Assignee: **EZ Gard-Industries**, Plymouth, MN (US)

(\*\*) Term: **14 Years**

(21) Appl. No.: **29/221,220**

(22) Filed: **Jan. 12, 2005**

(51) **LOC (8) Cl.** ..... **02-02**

(52) **U.S. Cl.** ..... **D2/742; D2/731**

(58) **Field of Classification Search** ..... D2/704,  
D2/711, 712, 713, 716, 731, 732-734, 736-738,  
D2/742-748, 860; 2/455, 22, 23, 46, 79,  
2/239, 242, 243.1, 466, 78.1, 78.3, 400-404,  
2/406-227, 236-238; 602/67, 69, 72; D24/126;  
450/94, 99, 100, 114, 144, 151, 152  
See application file for complete search history.

(56) **References Cited**

**U.S. PATENT DOCUMENTS**

903,472 A *	11/1908	Huddleston	602/73
1,250,407 A *	12/1917	Woods	128/96.1
1,477,565 A *	12/1923	Jenkins	602/70
1,492,504 A *	4/1924	Blume	602/70
1,830,572 A	11/1931	Taylor	
1,866,220 A *	7/1932	Norton	604/401
2,700,971 A *	2/1955	Mestel	602/70
2,854,973 A *	10/1958	Jackson	128/891
3,176,686 A	4/1965	Barnes	
3,229,692 A	1/1966	Creed	
3,797,501 A *	3/1974	Di Tullio	450/104
4,134,400 A	1/1979	DiMatteo	
4,257,414 A	3/1981	Gamm et al.	
4,453,541 A	6/1984	Castelli et al.	
4,587,675 A *	5/1986	Prouty	2/227
4,660,554 A	4/1987	Wright	
4,698,847 A *	10/1987	Yoshihara	2/69

4,967,768 A	11/1990	Tatro	
4,989,594 A	2/1991	Doherty et al.	
5,274,854 A	1/1994	Wenner et al.	
5,479,942 A	1/1996	DiMatteo	
D389,289 S *	1/1998	Law	D2/853
5,819,323 A	10/1998	Edenfield	
5,876,395 A *	3/1999	Hart et al.	604/393
5,920,914 A	7/1999	Dempsey	
6,041,441 A	3/2000	Counts	

(Continued)

**FOREIGN PATENT DOCUMENTS**

CA 1 290 098 10/1991

*Primary Examiner*—Ian Simmons

*Assistant Examiner*—R. Johnson

(74) *Attorney, Agent, or Firm*—Faegre & Benson LLP

(57) **CLAIM**

The ornamental design for shorts having stripes, as shown and described.

**DESCRIPTION**

FIG. 1 is a front elevational view of shorts having stripes embodying my design;

FIG. 2 is a rear elevational view thereof of shorts having stripes embodying my design;

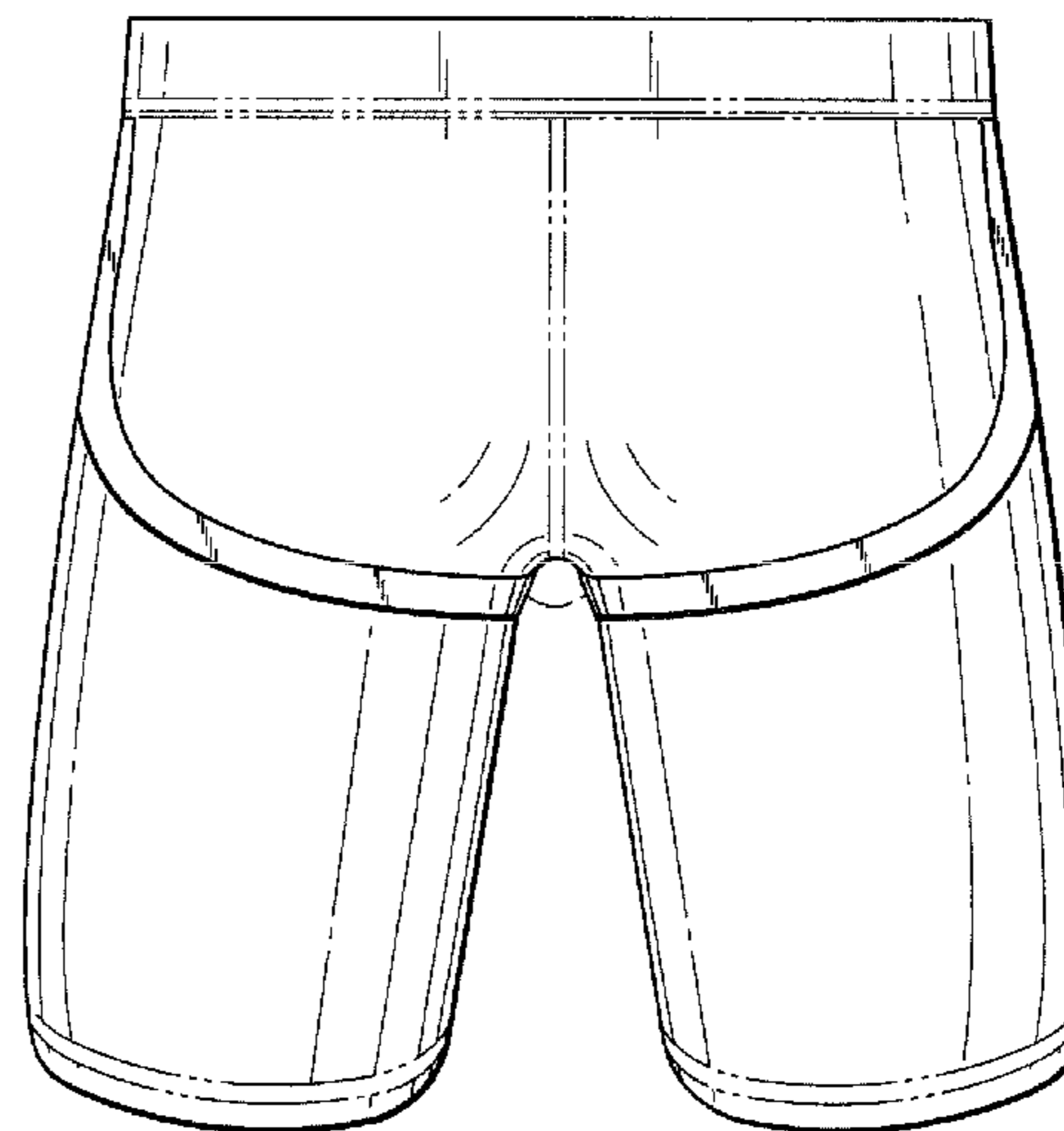
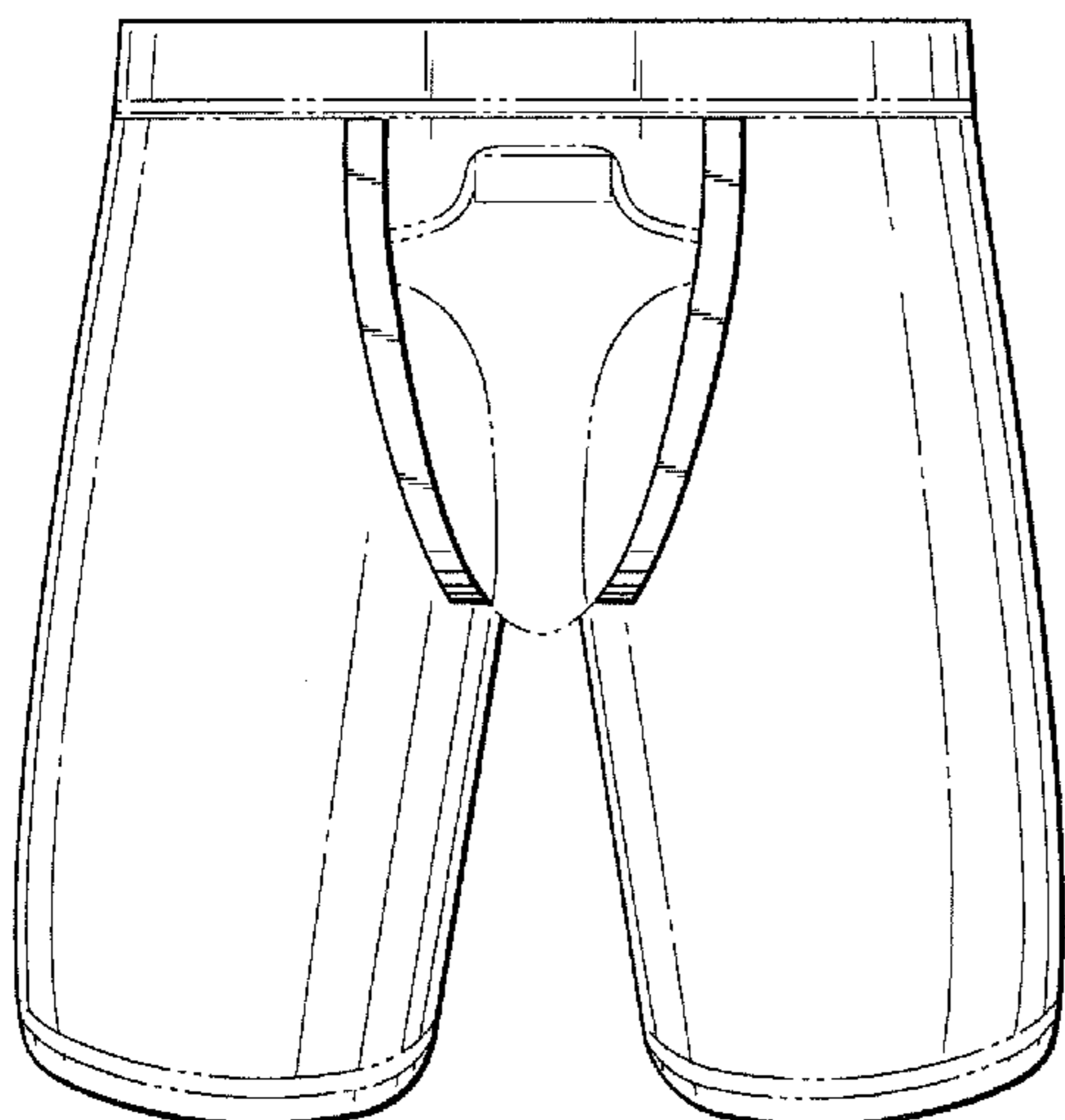
FIG. 3 is a right side view thereof of shorts having stripes embodying my design; and,

FIG. 4 is a bottom view thereof of shorts having stripes embodying my design.

The broken lines showing certain features on the pair of shorts are for illustrative purposes only, and form no part of the claimed design.

Although FIG. 3 shows a view of one side of the pair of shorts, it should be appreciated that the other side of the pair of shorts is a mirror image of the illustrated side.

**1 Claim, 2 Drawing Sheets**



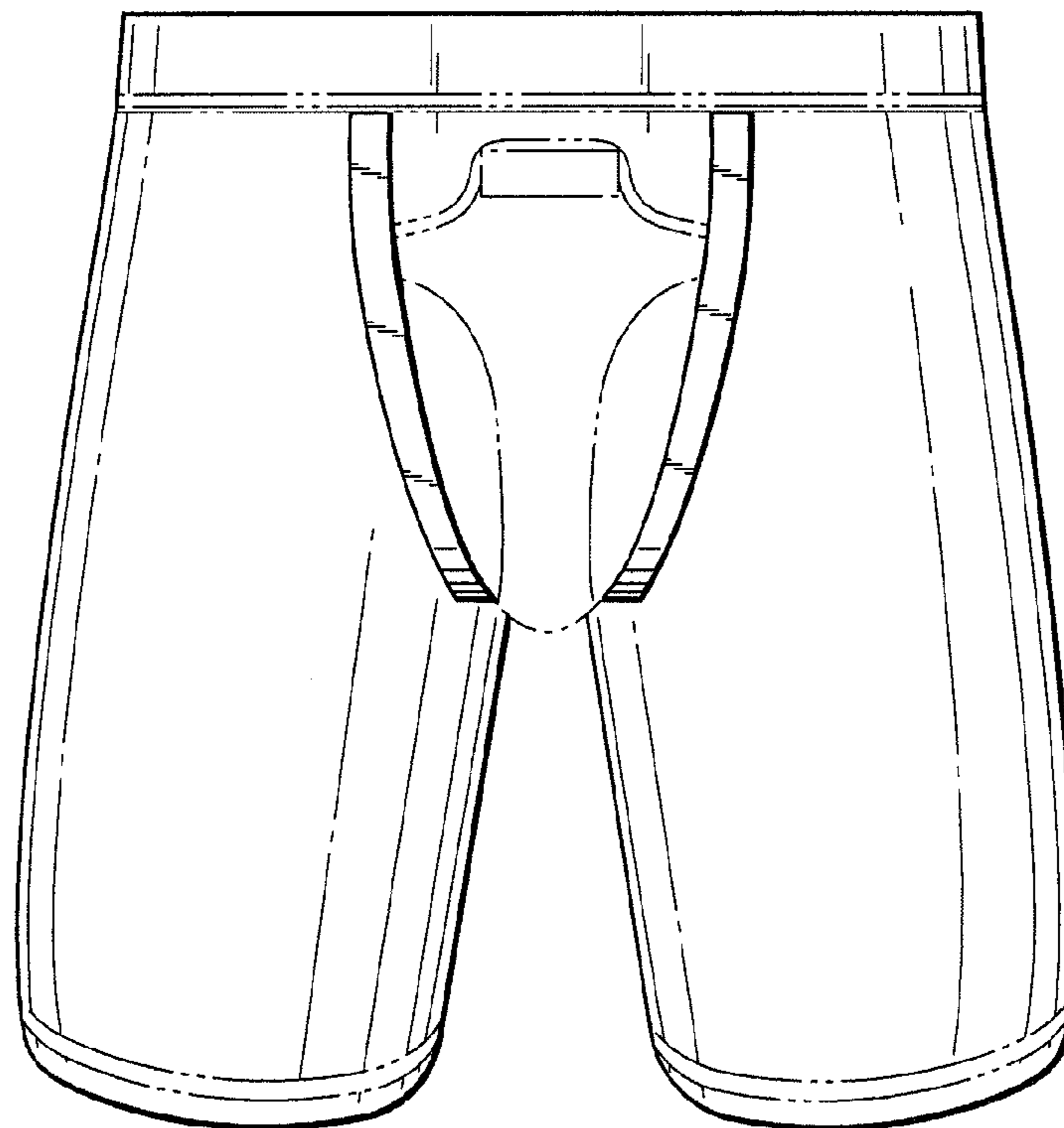
# US D548,928 S

Page 2

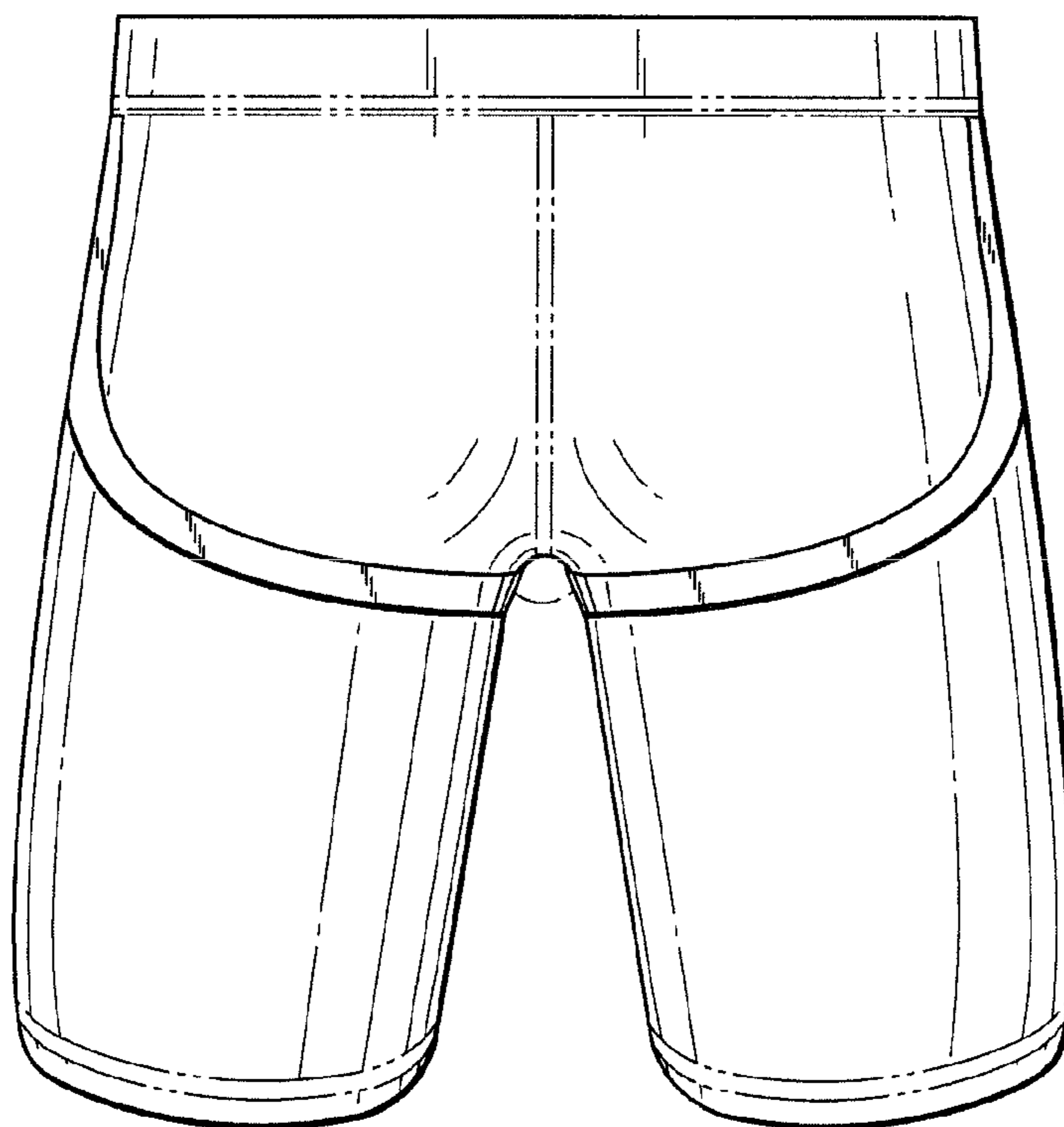
---

U.S. PATENT DOCUMENTS						
			6,430,753 B2 *	8/2002	Duran .....	2/239
6,048,327 A	4/2000	Kieffer	2003/0163076 A1	8/2003	Lukens	
6,058,514 A *	5/2000	Hart .....	2004/0024341 A1	2/2004	Jacobs	
6,319,219 B1	11/2001	Landi	2005/0050616 A1 *	3/2005	Krautbauer .....	2/400
D453,604 S *	2/2002	Hart .....				
		D2/701				

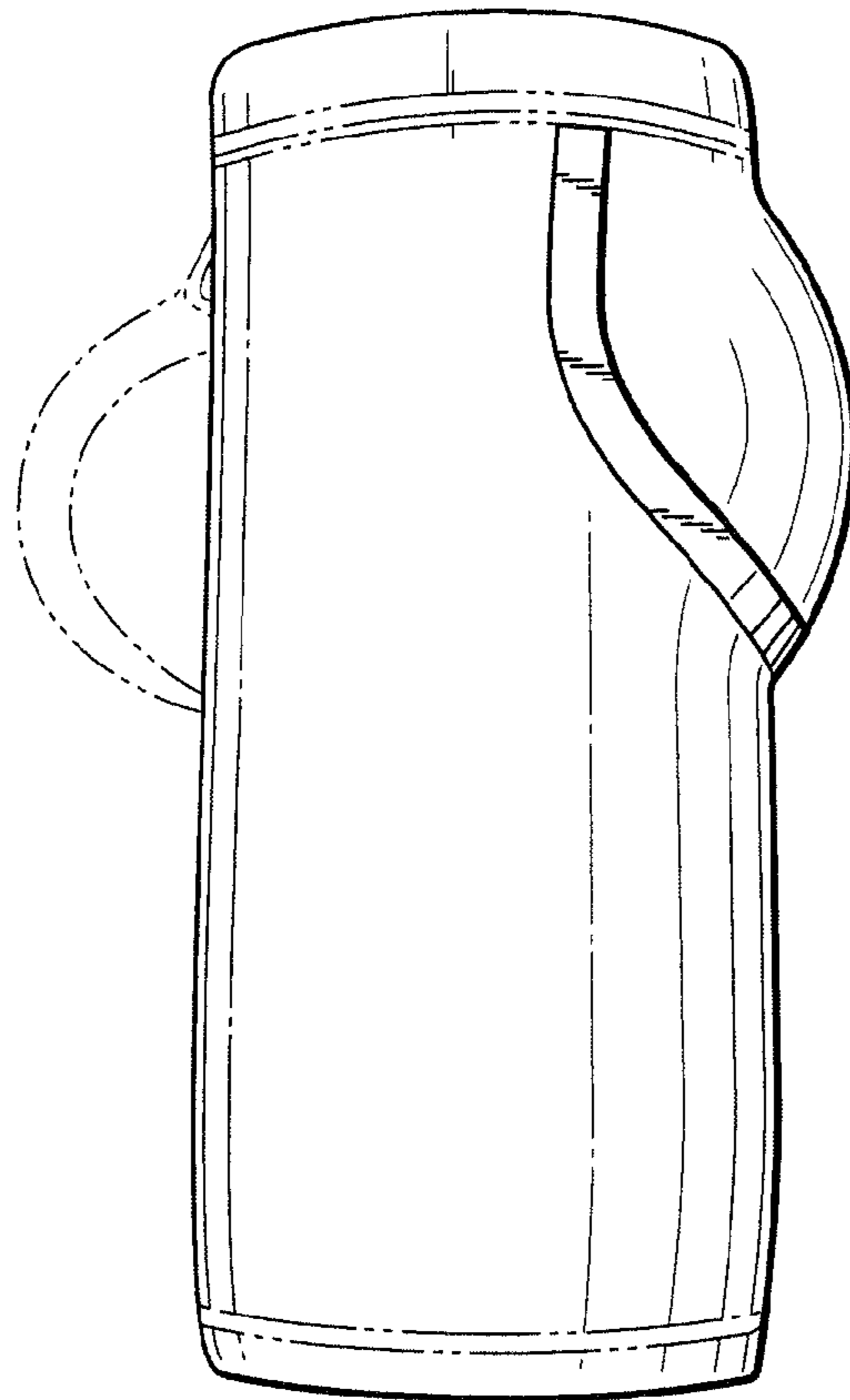
\* cited by examiner



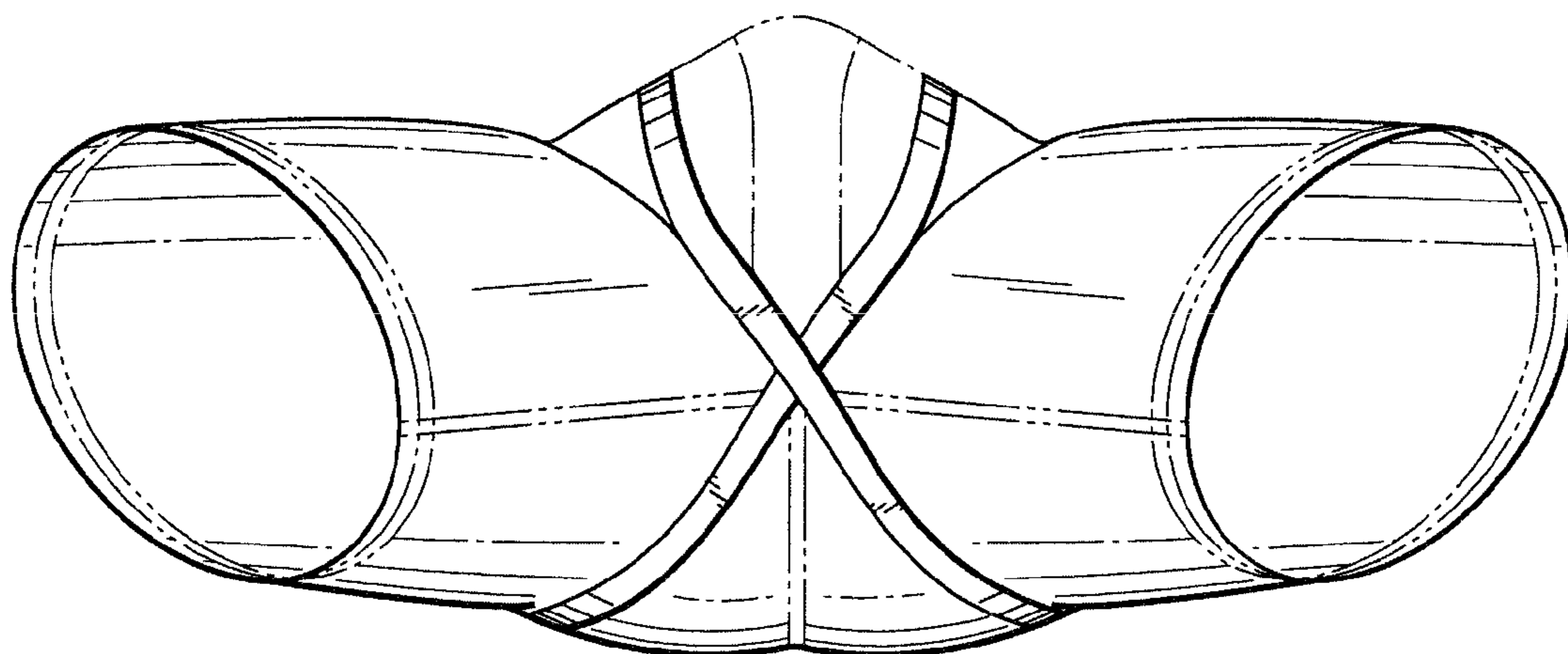
**Fig. 1**



**Fig. 2**



**Fig. 3**



**Fig. 4**