

US00D548917S

(12) **United States Design Patent**
Yang

(10) **Patent No.:** **US D548,917 S**

(45) **Date of Patent:** **** Aug. 14, 2007**

(54) **FOOT PEDAL**

(75) Inventor: **Frank Yang**, Palos Verdes Peninsula,
CA (US)

(73) Assignee: **Simplehuman LLC**

(**) Term: **14 Years**

(21) Appl. No.: **29/268,838**

(22) Filed: **Nov. 13, 2006**

D481,508 S	10/2003	Wang
D485,407 S	1/2004	Walsh et al.
D489,857 S	5/2004	Yang et al.
D490,583 S	5/2004	Yang et al.
D491,706 S	6/2004	Yang et al.
D493,931 S	8/2004	Lin
D494,723 S	8/2004	Lin
6,784,388 B1	8/2004	Braaten
D503,021 S	3/2005	Yang et al.
D512,629 S	12/2005	Daams
7,033,039 B2	4/2006	Lin

Primary Examiner—Cynthia E. Ramirez
(74) *Attorney, Agent, or Firm*—Raymond Sun

Related U.S. Application Data

(62) Division of application No. 29/257,780, filed on Apr. 10, 2006, now Pat. No. Des. 536,150, which is a division of application No. 29/200,892, filed on Mar. 5, 2004, now Pat. No. Des. 522,206.

(51) **LOC (8) Cl.** **09-09**
(52) **U.S. Cl.** **D34/10**
(58) **Field of Classification Search** D34/1,
D34/9, 10, 11; 220/908-913, 262-264, 495.04;
D8/499; 338/153, 197; 200/86.5, 335, 343;
74/523, 548

See application file for complete search history.

(56) **References Cited**

U.S. PATENT DOCUMENTS

D468,508 S	1/2003	Yang
6,608,267 B2	8/2003	Fischer et al.

(57) **CLAIM**

The ornamental design for the foot pedal, as shown and described.

DESCRIPTION

FIG. 1 is a perspective view of a foot pedal of the present invention;

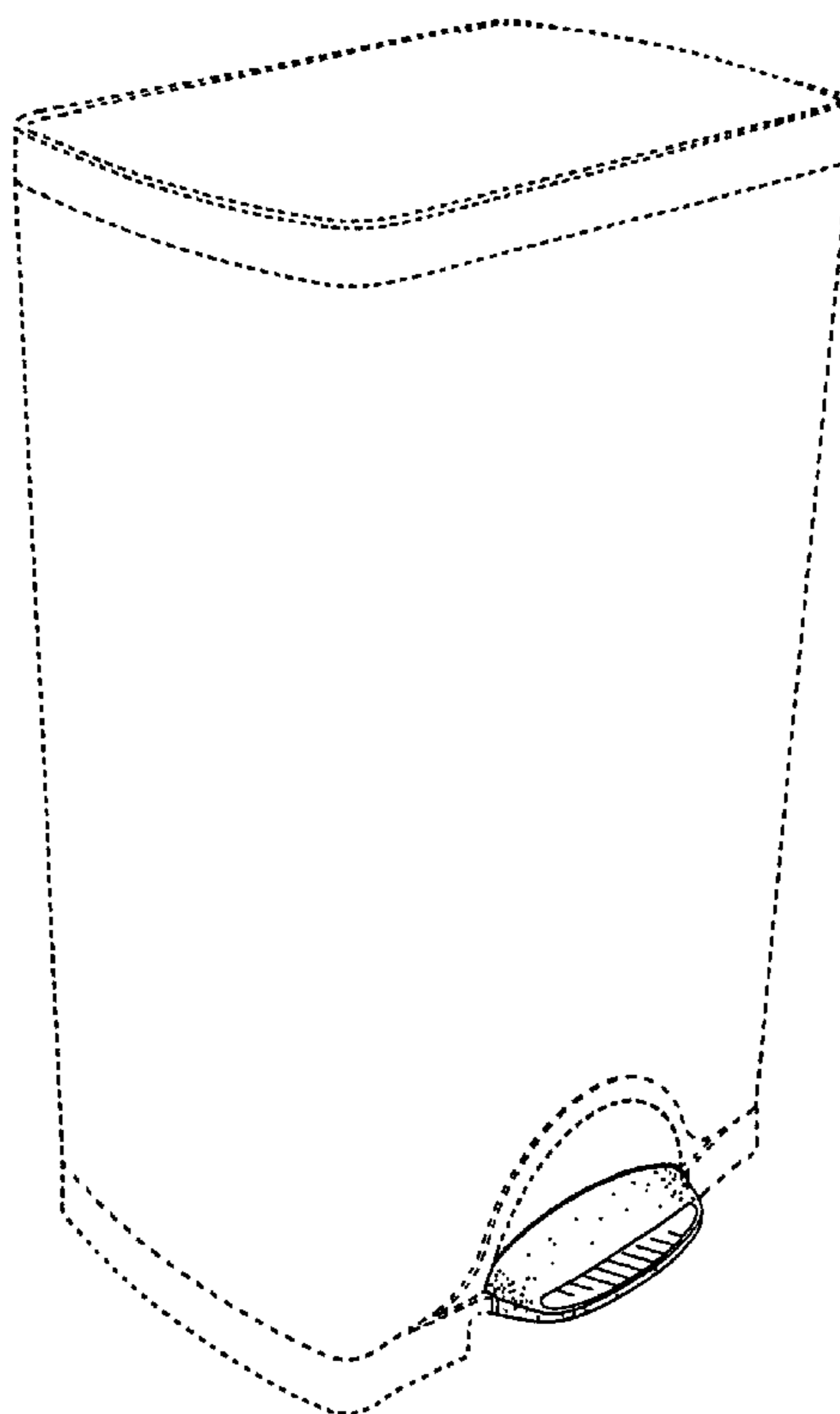
FIG. 2 is a front view thereof;

FIG. 3 is a top plan view thereof; and,

FIG. 4 is a right side view, the left side view being a mirror image thereof.

The broken line showing of a trash can is included for the purpose of illustrating environment and forms no part of the claimed design.

1 Claim, 4 Drawing Sheets



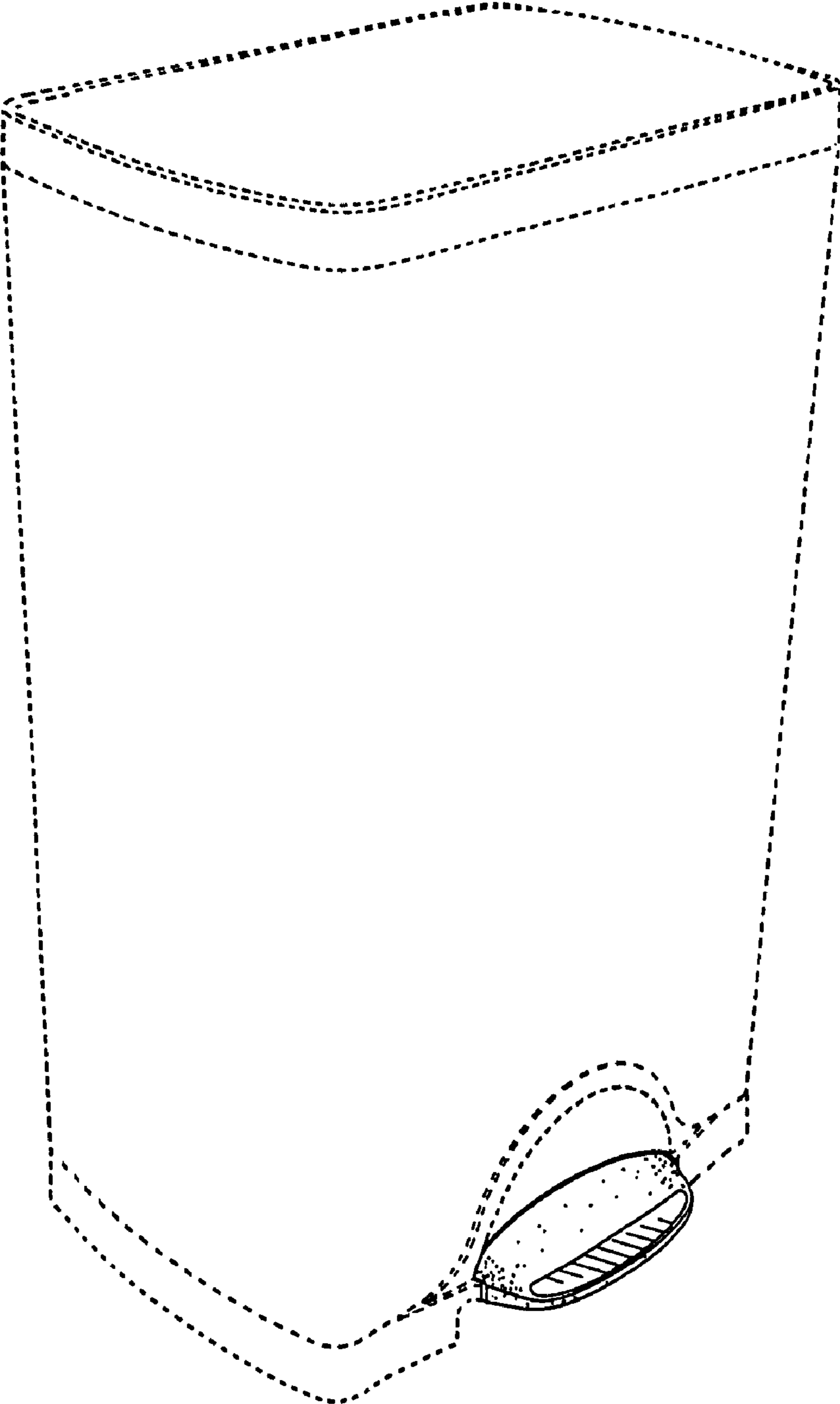


FIG. 1

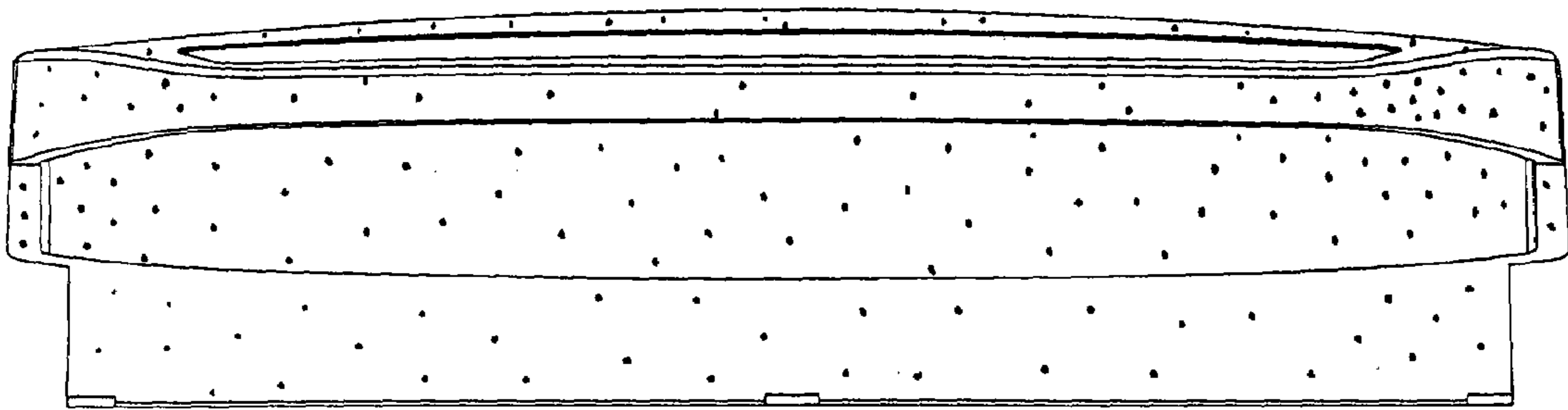


FIG. 2

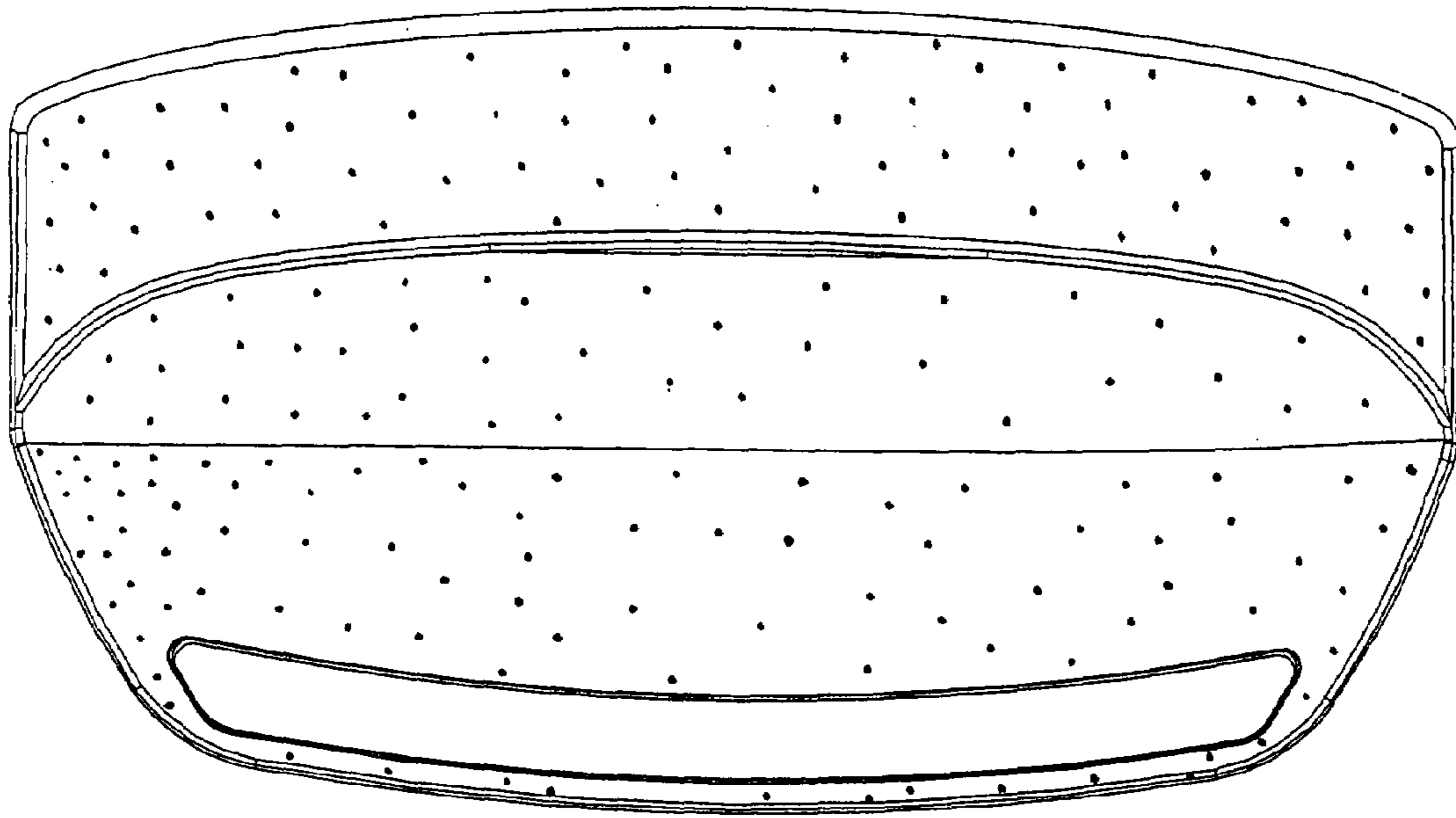


FIG. 3

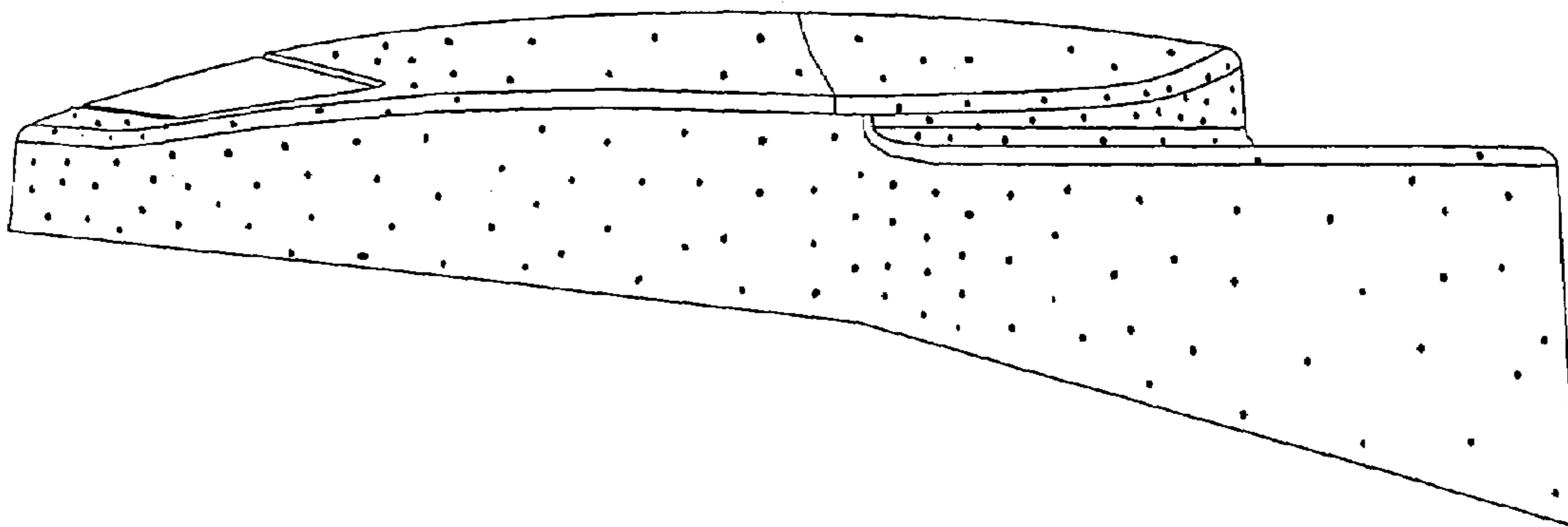


FIG. 4