



US00D548916S

(12) **United States Design Patent** (10) **Patent No.:** **US D548,916 S**  
**Rizzi** (45) **Date of Patent:** **\*\* Aug. 14, 2007**

(54) **TRASH RECEPTACLE**

(75) Inventor: **John Rizzi**, Westport, CT (US)

(73) Assignee: **Landscape Forms, Inc.**, Kalamazoo, MI (US)

(\*\*) Term: **14 Years**

(21) Appl. No.: **29/244,765**

(22) Filed: **Dec. 14, 2005**

(51) **LOC (8) Cl.** ..... **09-09**

(52) **U.S. Cl.** ..... **D34/7**

(58) **Field of Classification Search** ..... D34/1,  
D34/4, 5, 6, 7, 8, 9, 10, 11; 220/908-913

See application file for complete search history.

(56) **References Cited**

U.S. PATENT DOCUMENTS

D418,651 S	*	1/2000	Dionne et al.	.....	D34/1
D457,703 S	*	5/2002	Tolar	.....	D34/7
D472,025 S	*	3/2003	Shilling et al.	.....	D34/6
D472,357 S	*	3/2003	Stewart	.....	D34/7
D473,029 S	*	4/2003	Shilling et al.	.....	D34/6
D476,455 S	*	6/2003	Skalka	.....	D34/7
D487,538 S	*	3/2004	Skalka	.....	D34/7
D527,155 S	*	8/2006	Fankhauser	.....	D34/7

OTHER PUBLICATIONS

“Scarborough”, Landscapeforms, Kalamazoo, MI, 6 pp., 2005.

“Production Series”/“Ironsites Series”, Victor Stanley, Inc, Dunkirk, MD Sweets Catalog, BuyLine 1157, 22 pp., 2005.

“Northwest Series”/“Ecogenic Series”, Hunt Co., Sweets Catalog, BuyLine 3749, 2 pp., 2005.

“FairWeather Site Furnishings”, Sweets Catalog, BuyLine 4760, 2005.

Dumor Steel Benches, Mifflintown, PA, Sweets Catalog, BuyLine 7860, 2 pp., 2005.

Columbia Cascade, Portland, OR, Sweets Catalog, BuyLine 5466, 2005.

Wausau Tile, Wausau, WI, Sweets Catalog, BuyLine 3205, 3 pp., 2005.

Dumor Planters, Mifflintown, PA, Sweets Catalog, 22, pp., 2005.

\* cited by examiner

*Primary Examiner*—Cynthia E. Ramirez

(74) *Attorney, Agent, or Firm*—Heslin Rothenberg Farley & Mesiti P.C.

(57) **CLAIM**

The ornamental design for a trash receptacle, as shown and described.

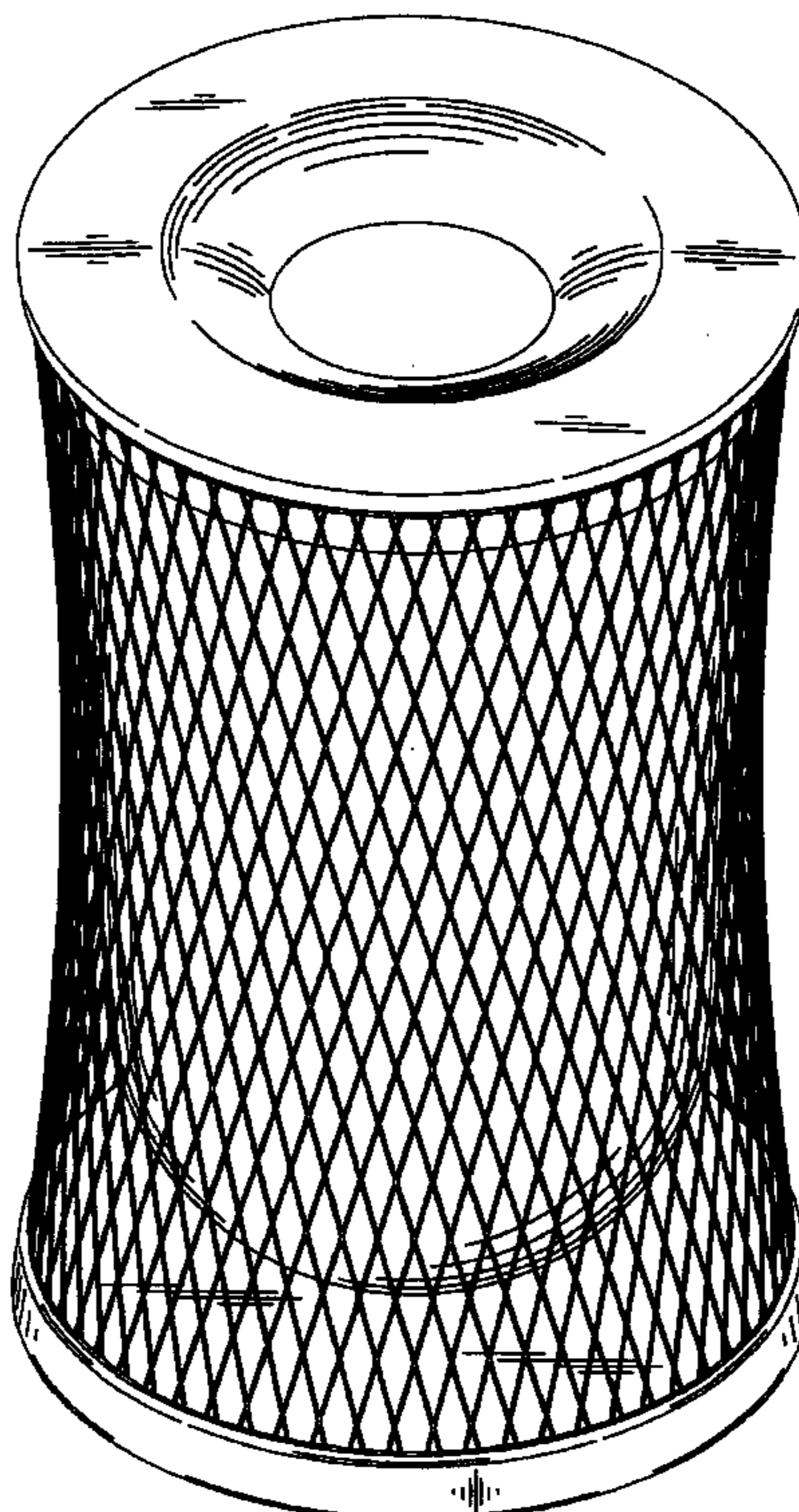
**DESCRIPTION**

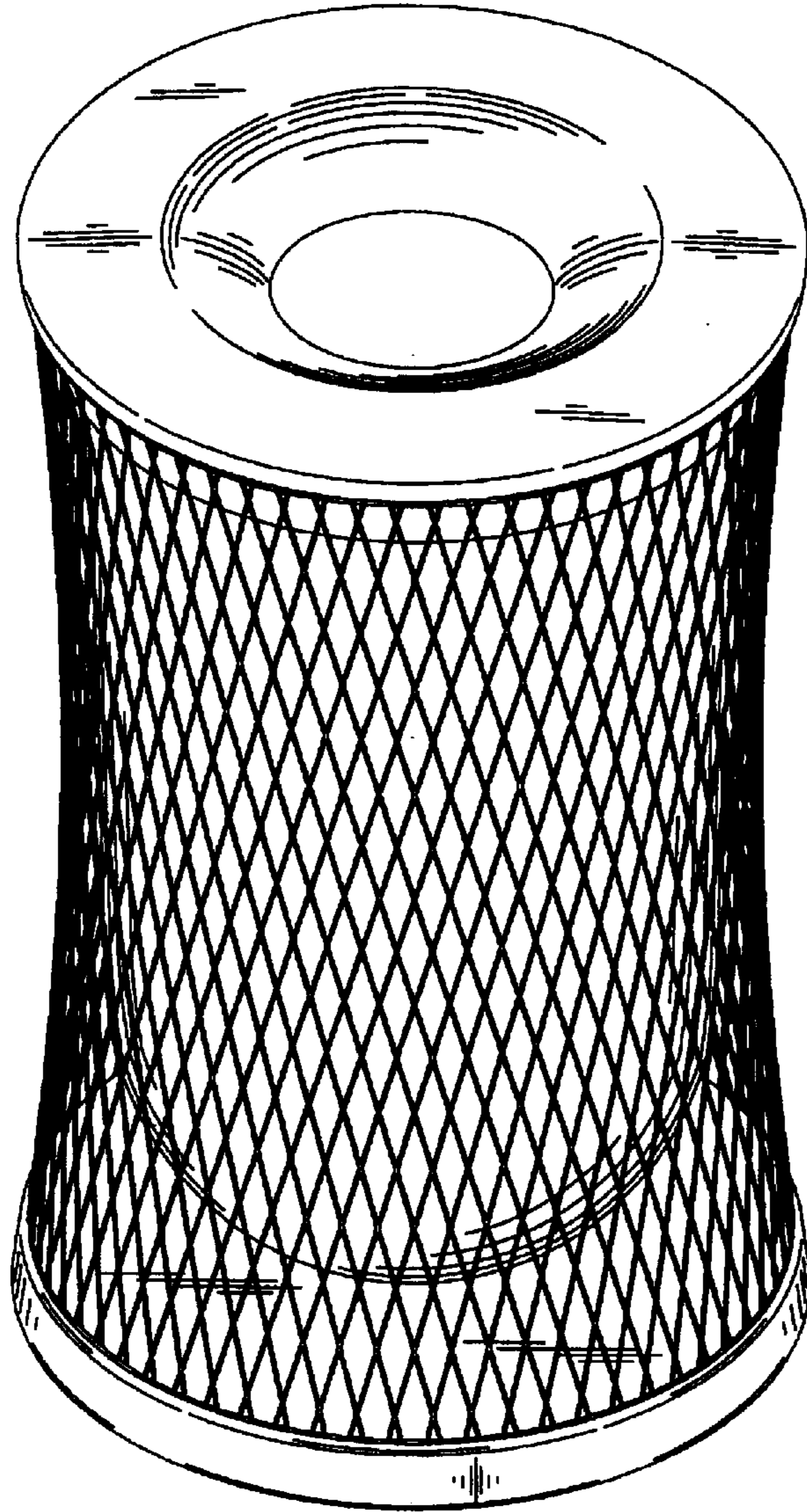
FIG. 1 is an isometric view of the trash receptacle of the present design;

FIG. 2 is a front elevation view thereof, the rear and side elevations views being identical thereto; and,

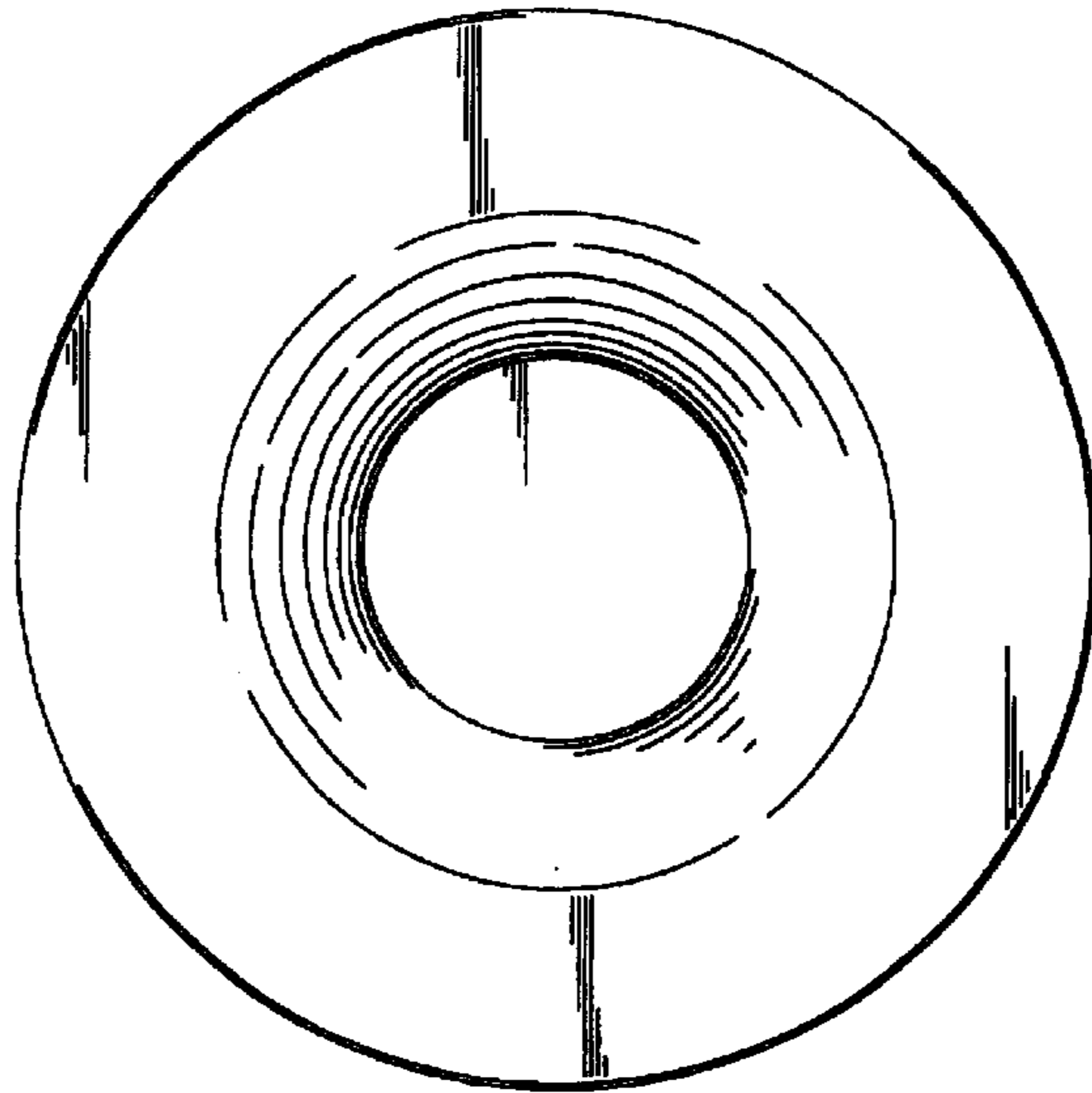
FIG. 3 is a top plan view.

**1 Claim, 2 Drawing Sheets**






**FIG. 1**



**FIG. 3**



**FIG. 2**