

US00D548900S

(12) **United States Design Patent**
Ritterling et al.

(10) **Patent No.: US D548,900 S**

(45) **Date of Patent: ** Aug. 14, 2007**

(54) **PORTION OF A LAUNDRY APPLIANCE**

D271,147 S * 10/1983 Krebs D32/6
D271,148 S * 10/1983 Krebs D32/6
D456,572 S * 4/2002 Resuello et al. D32/6
D477,898 S * 7/2003 Geyer D32/6

(75) Inventors: **Douglas Ritterling**, Anderson, SC
(US); **Melissa Michael Reim**,
Simpsonville, SC (US)

* cited by examiner

(73) Assignee: **Electrolux Home Products, Inc.**,
Cleveland, OH (US)

Primary Examiner—Louis S. Zarfes

Assistant Examiner—Kathleen Sims

(**) Term: **14 Years**

(74) *Attorney, Agent, or Firm*—Banner & Witcoff, Ltd.

(21) Appl. No.: **29/246,754**

(57) **CLAIM**

(22) Filed: **May 8, 2006**

The ornamental design for a portion of a laundry appliance,
as shown and described.

(51) **LOC (8) Cl.** **15-05**

(52) **U.S. Cl.** **D32/6**

(58) **Field of Classification Search** D32/1,
D32/5, 6, 8, 10; 34/58, 108, 523, 130–132,
34/595–597, 600, 417, 499, 534; 68/12.01,
68/12.08; 38/1 A; 312/31

See application file for complete search history.

DESCRIPTION

FIG. 1 is a front perspective view of a portion of a laundry
appliance showing our new design; and,

FIG. 2 is a front view thereof.

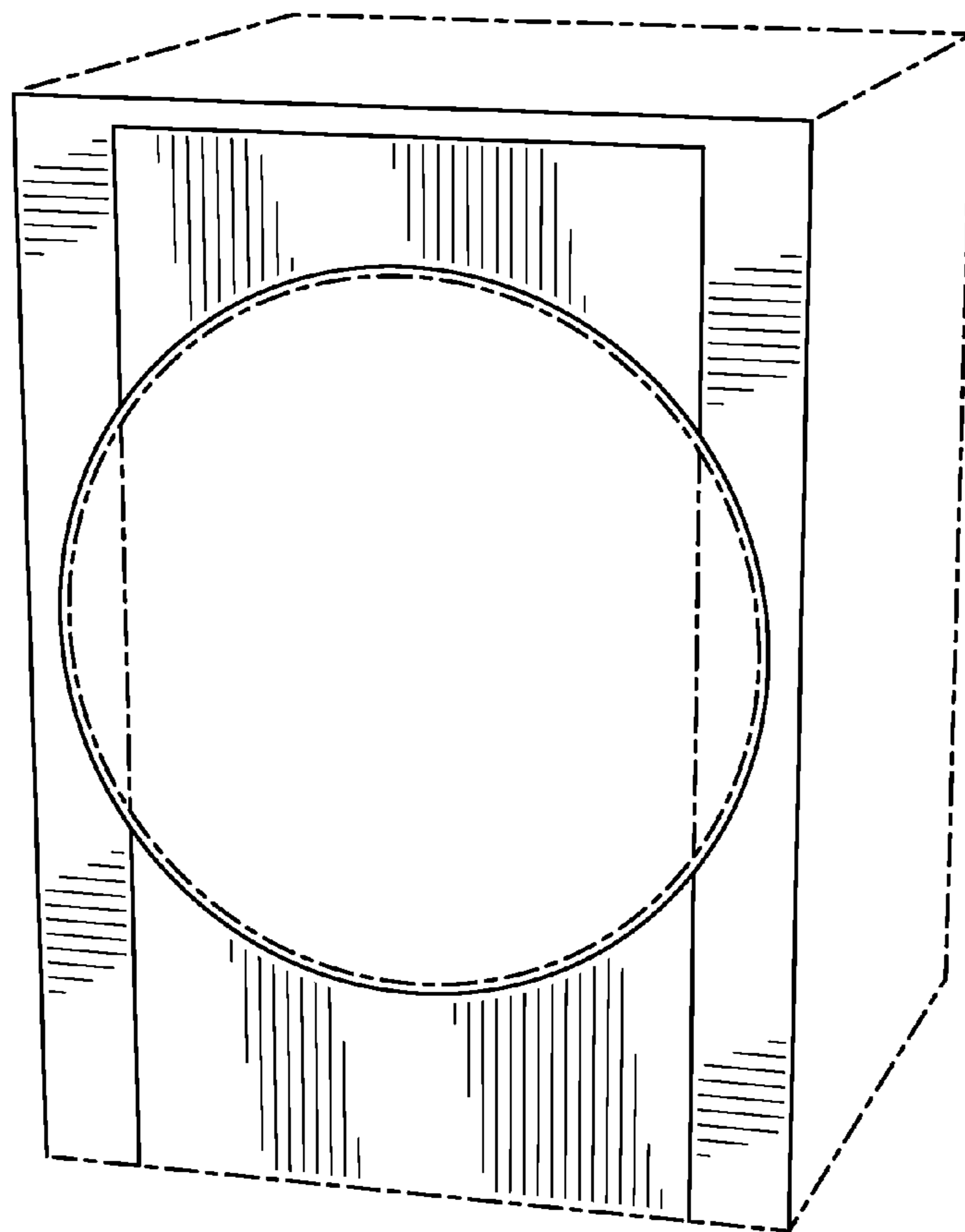
The broken line(s) which define the bounds of the claimed
design forms no part thereof. The broken line showing of
unshaded portions of the laundry appliance is included for
the purpose of illustrating environmental matter and forms
no part of the claimed design.

(56) **References Cited**

U.S. PATENT DOCUMENTS

D177,010 S * 3/1956 Boldt D32/6
D178,004 S * 6/1956 Nadhurney D32/6

1 Claim, 2 Drawing Sheets



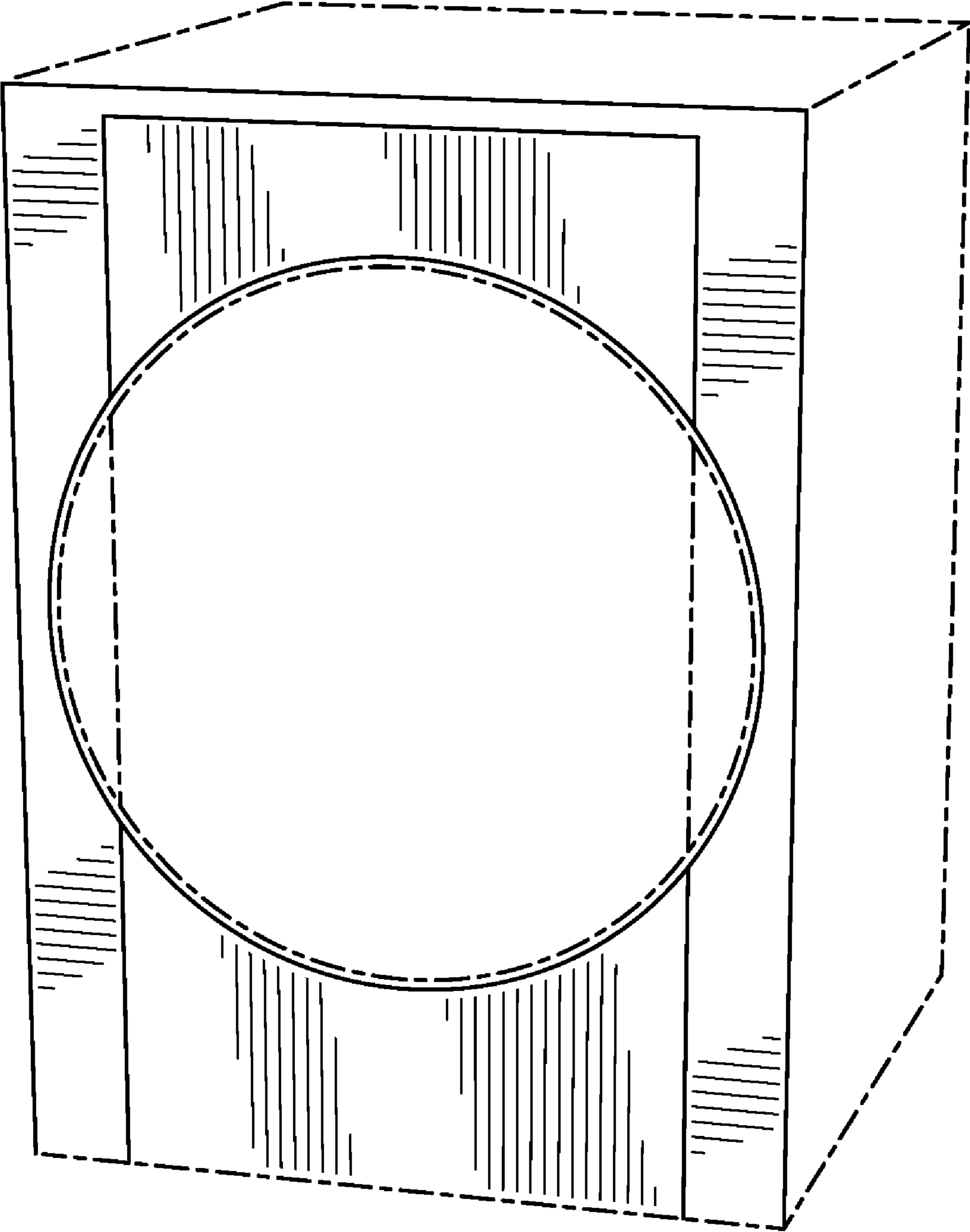


FIG. 1

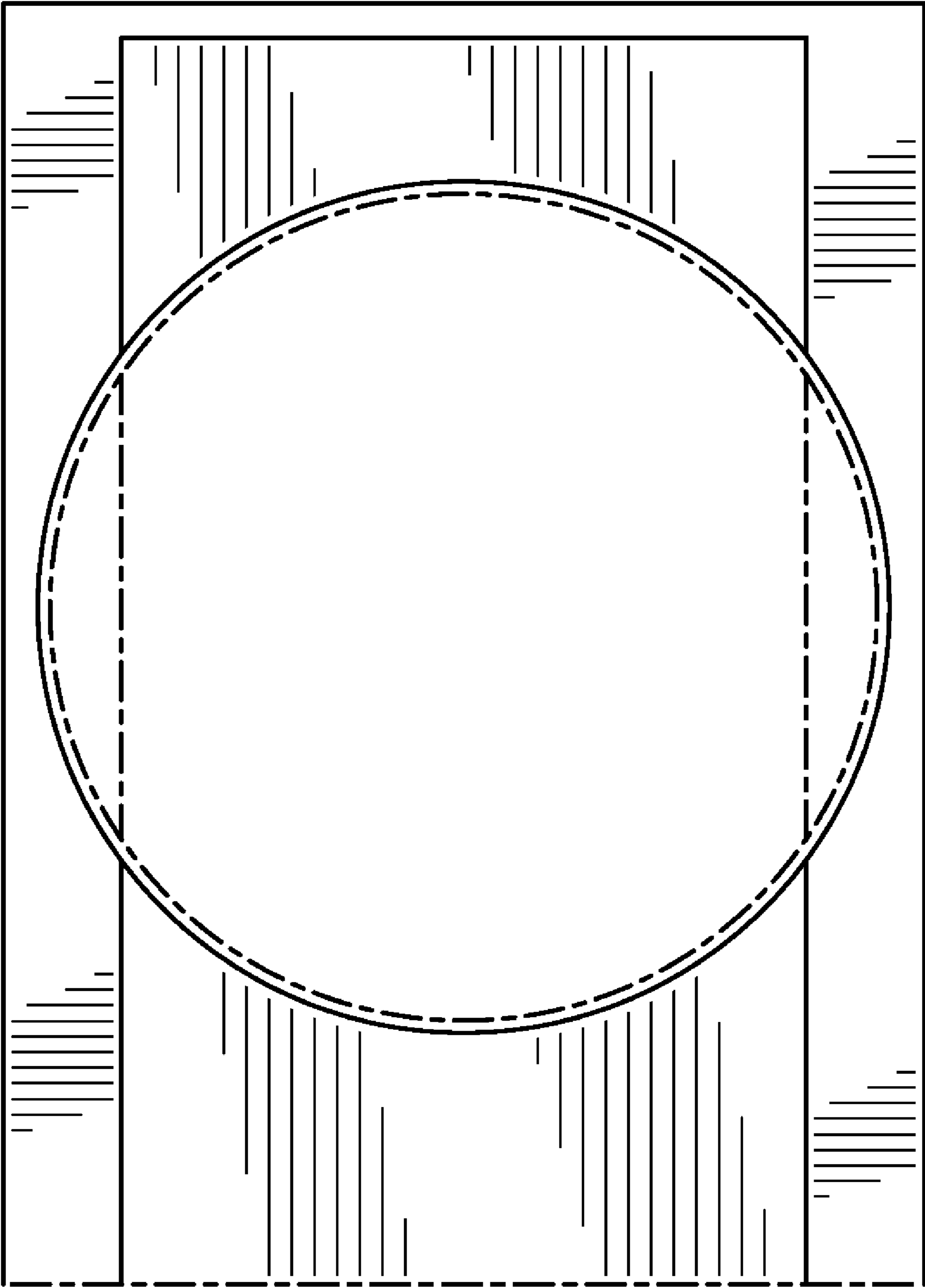


FIG. 2