



US00D548895S

(12) **United States Design Patent**
Barszcz et al.

(10) **Patent No.:** **US D548,895 S**

(45) **Date of Patent:** **** Aug. 14, 2007**

(54) **BIRDFEEDER**

(75) Inventors: **Pete Barszcz**, Silverton, CO (US);
Betsy Fields, Silverton, CO (US);
Geraint Krumpe, Silverton, CO (US);
Edmund Shuchter, Durango, CO (US);
James Spencer, Silverton, CO (US)

(73) Assignee: **Woodstream Corporation**, Lititz, PA (US)

(**) Term: **14 Years**

(21) Appl. No.: **29/238,445**

(22) Filed: **Sep. 16, 2005**

(51) **LOC (8) Cl.** **30-03**

(52) **U.S. Cl.** **D30/125**

(58) **Field of Classification Search** D30/121,
D30/124-128, 133; 119/51.01, 52.2-52.4,
119/57.8-57.9; D26/67, 72, 118; 362/152,
362/153, 159, 183, 266, 363, 431, 432
See application file for complete search history.

(56) **References Cited**

U.S. PATENT DOCUMENTS

D319,890 S *	9/1991	Stork	D26/41
D360,048 S *	7/1995	Messina, Jr.	D26/67
D374,499 S *	10/1996	McDowell	D26/85
D382,665 S *	8/1997	Ruggles et al.	D26/85
D445,210 S *	7/2001	Chen	D26/72

D468,043 S *	12/2002	Krieger et al.	D26/67
D470,629 S *	2/2003	Kuelbs	D30/125
D484,631 S *	12/2003	Chen	D26/67
D485,650 S *	1/2004	Green	D30/124

* cited by examiner

Primary Examiner—M. H. Tung

Assistant Examiner—Susan Moon Lee

(74) *Attorney, Agent, or Firm*—Jacobson Holman PLLC

(57) **CLAIM**

We claim the ornamental design for a birdfeeder, as shown and described.

DESCRIPTION

FIG. 1 is an isometric view of the birdfeeder showing our new design;

FIG. 2 is a reduced front view in elevation thereof;

FIG. 3 is a reduced right side view in elevation thereof;

FIG. 4 is a reduced left side view in elevation thereof;


FIG. 5 is a reduced back view in elevation thereof;

FIG. 6 is a top plan view thereof; and,

FIG. 7 is a bottom plan thereof.

The broken lines shown in FIGS. 1 through 7 are for illustrative purposes only and form no part of the claimed design.

1 Claim, 4 Drawing Sheets






Fig. 1

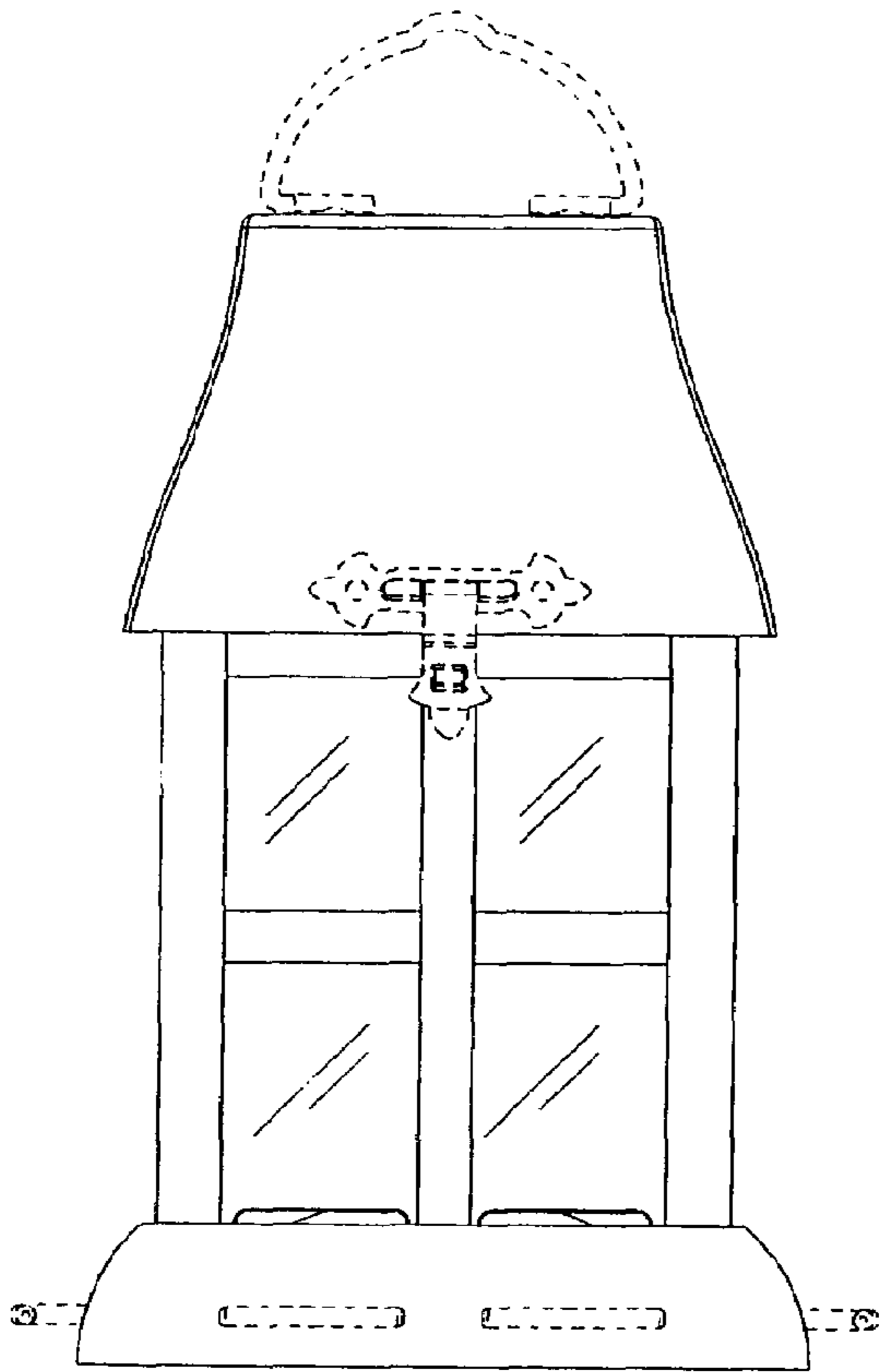


Fig. 2




Fig. 3

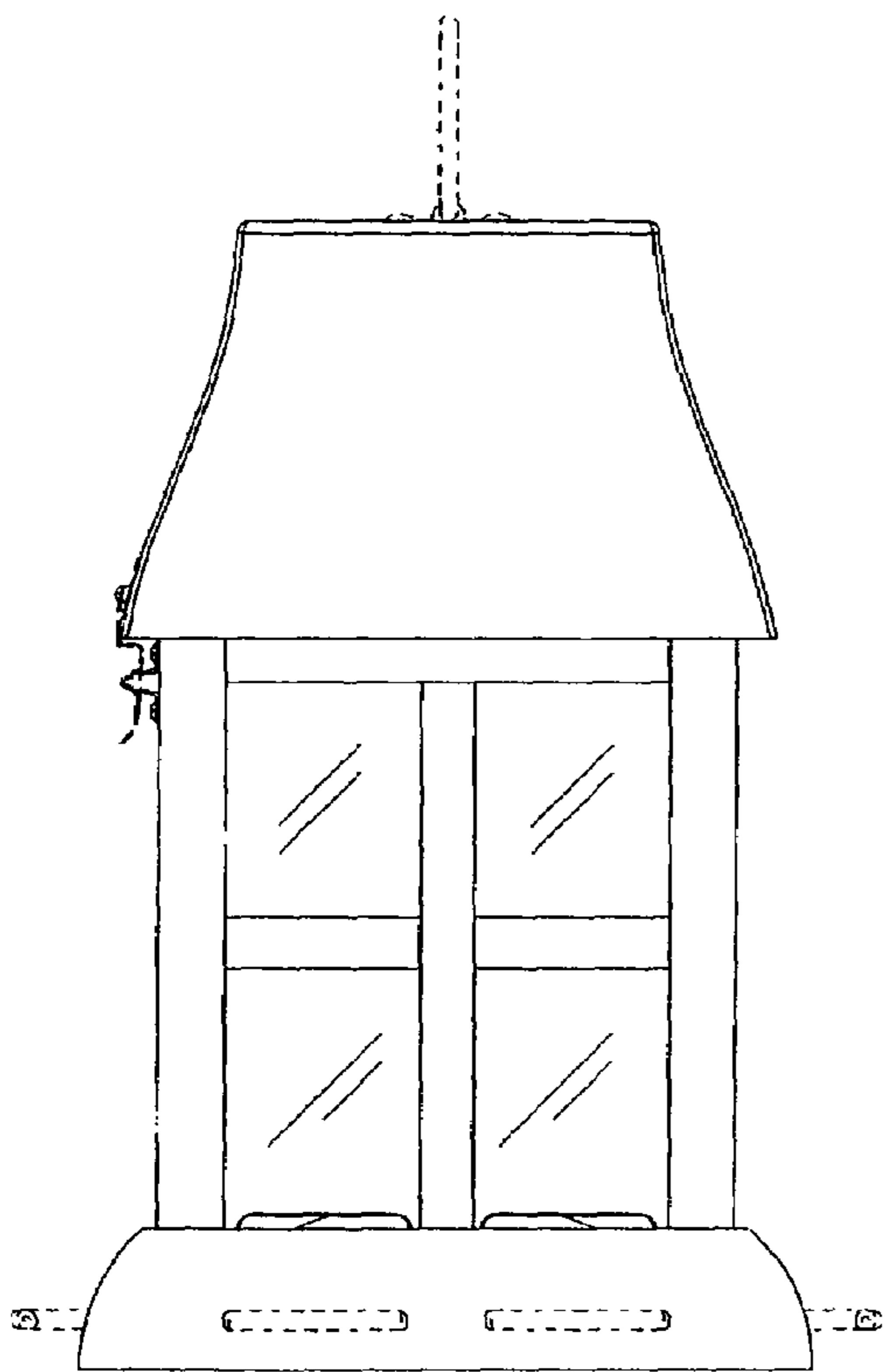


Fig. 4




Fig. 5

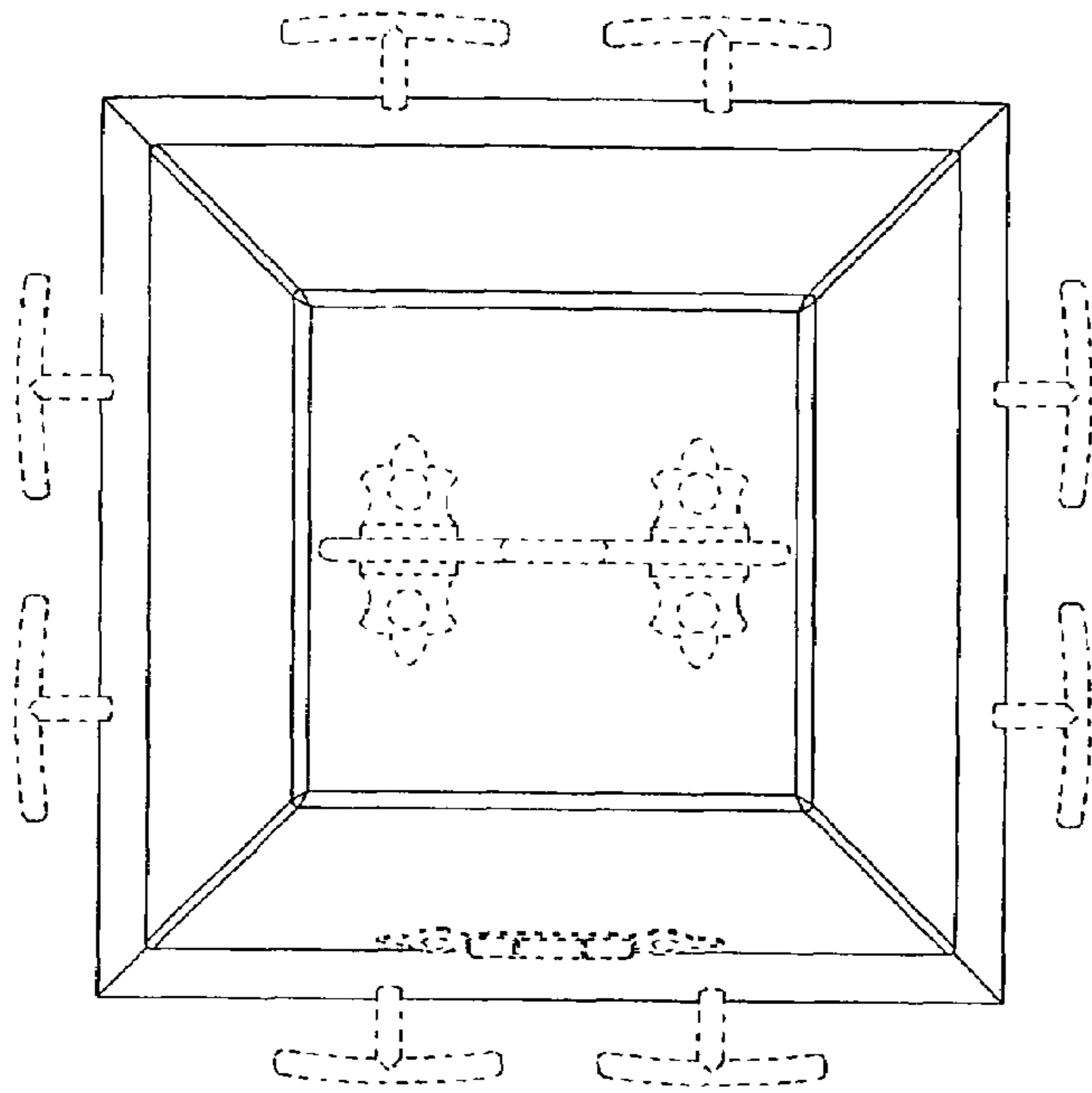


Fig. 6

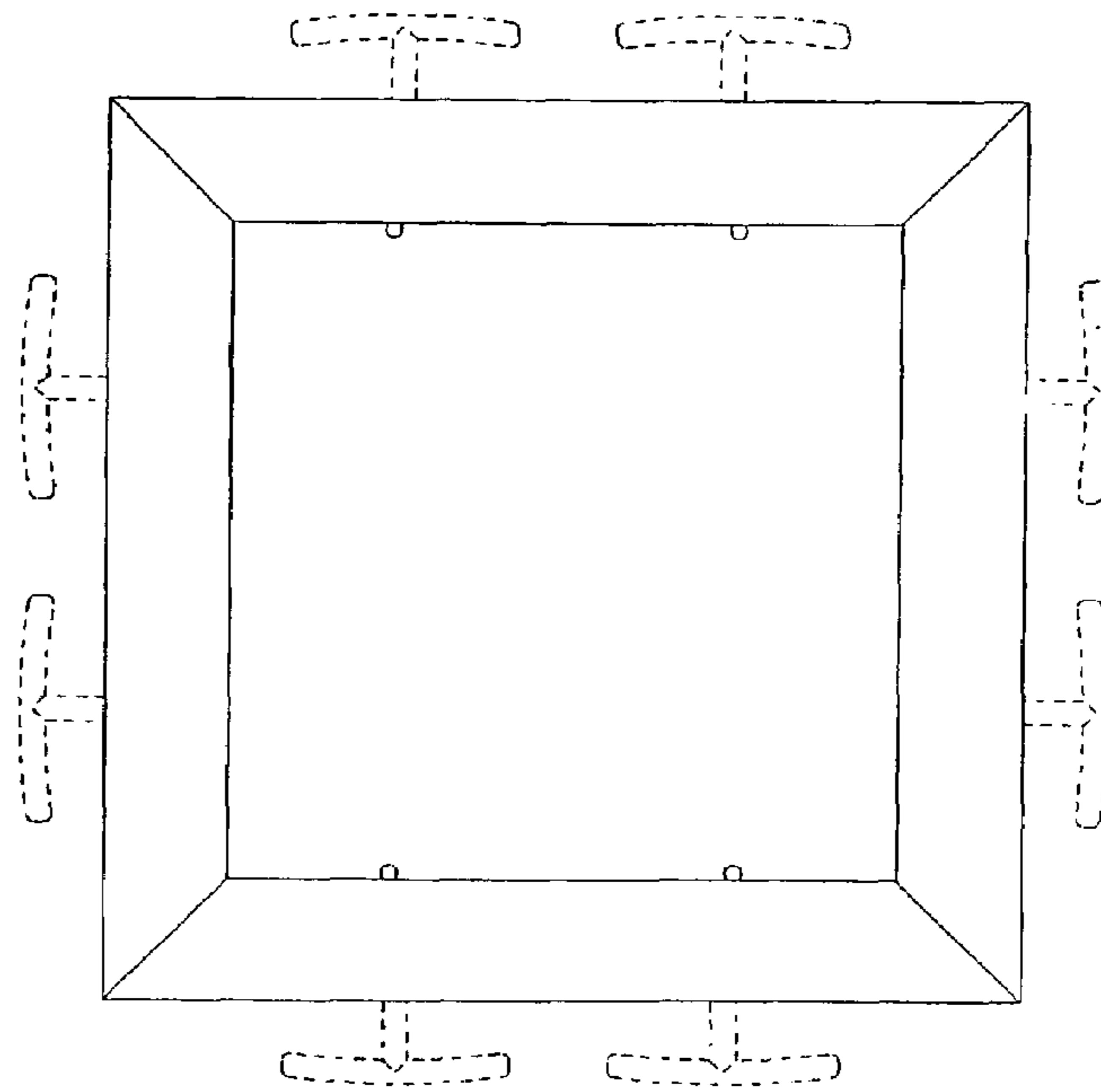


Fig. 7