

US00D548885S

(12) **United States Design Patent**
Cafri

(10) **Patent No.:** **US D548,885 S**

(45) **Date of Patent:** **** Aug. 14, 2007**

(54) **TOOTHPICK**

D345,825 S *	4/1994	Arnold	D28/65
D408,534 S	4/1999	Jansheski		
D409,798 S *	5/1999	Fong	D28/65
D461,894 S	8/2002	Jansheski		

(76) Inventor: **Ehud Cafri**, 1991 Boardway, New York, NY (US) 10023

(**) Term: **14 Years**

* cited by examiner

(21) Appl. No.: **29/253,714**

Primary Examiner—Janice E. Seeger
Assistant Examiner—Zenia Bennett

(22) Filed: **Feb. 10, 2006**

(74) *Attorney, Agent, or Firm*—Margaret Polson; Patent Law Offices of Rick Martin, PC

(51) **LOC (8) Cl.** **28-03**

(52) **U.S. Cl.** **D28/65**

(58) **Field of Classification Search** D28/65–68,
D28/10, 31, 73; D24/152; 433/141, 146–147;
132/322–329; D7/683, 300.2

(57) **CLAIM**

See application file for complete search history.

The ornamental design for a toothpick, as shown and described.

DESCRIPTION

(56) **References Cited**

U.S. PATENT DOCUMENTS

2,925,087 A *	2/1960	Kucher	132/329
D188,233 S *	6/1960	Wiseman	D28/65
3,101,727 A *	8/1963	Wiseman	132/329
D221,079 S *	7/1971	Muhler	D28/65
4,643,676 A	2/1987	Jansheski		
D298,175 S *	10/1988	Kwok	D28/65
D309,040 S *	7/1990	Poon	D28/65
D333,534 S *	2/1993	Dizon	D28/65
D338,084 S *	8/1993	Potti	D28/65
D340,315 S *	10/1993	Morin	D28/65

FIG. 1 is a top plan view showing my new design for a toothpick showing my new design; the bottom plan view being a mirror image.

FIG. 2 is a right side elevation view of FIG. 1.

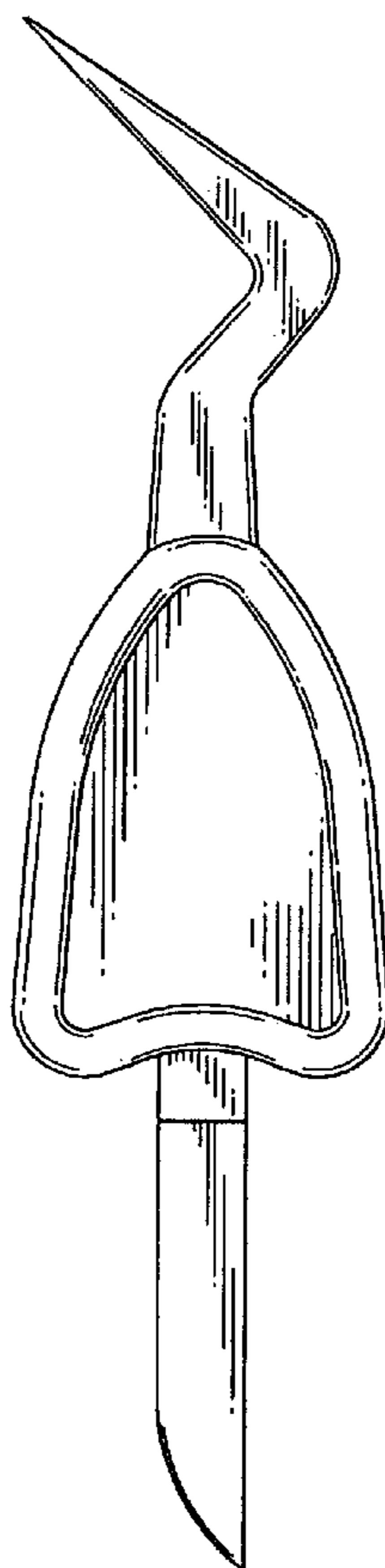
FIG. 3 is a left side elevation view of FIG. 1.

FIG. 4 is a front side elevation view of FIG. 1.

FIG. 5 is a back side elevation view of FIG. 1; and,

FIG. 6 is a top perspective view of FIG. 1.

1 Claim, 1 Drawing Sheet



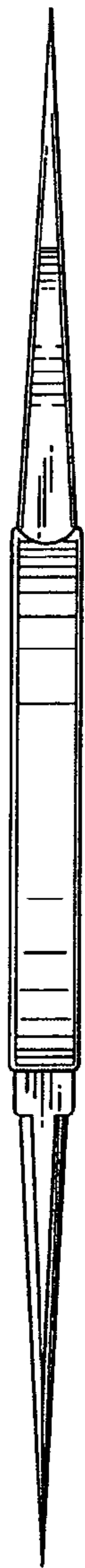


FIG. 2

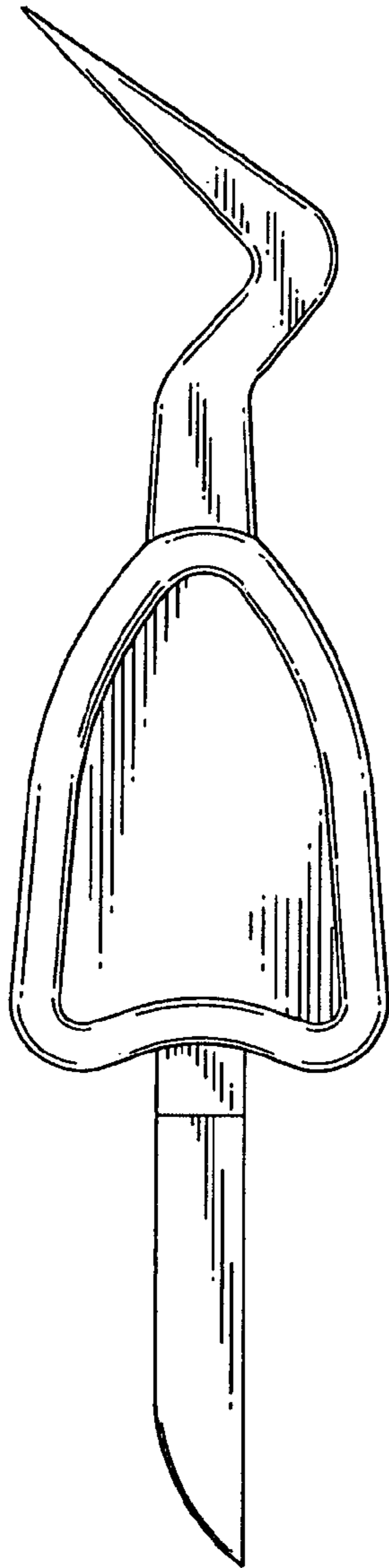


FIG. 1



FIG. 3

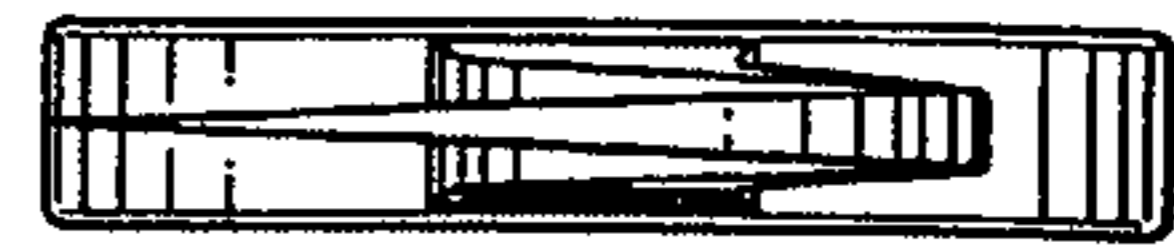


FIG. 4

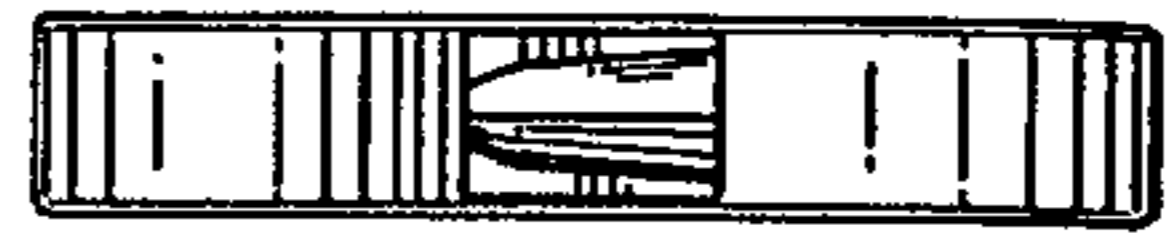


FIG. 5

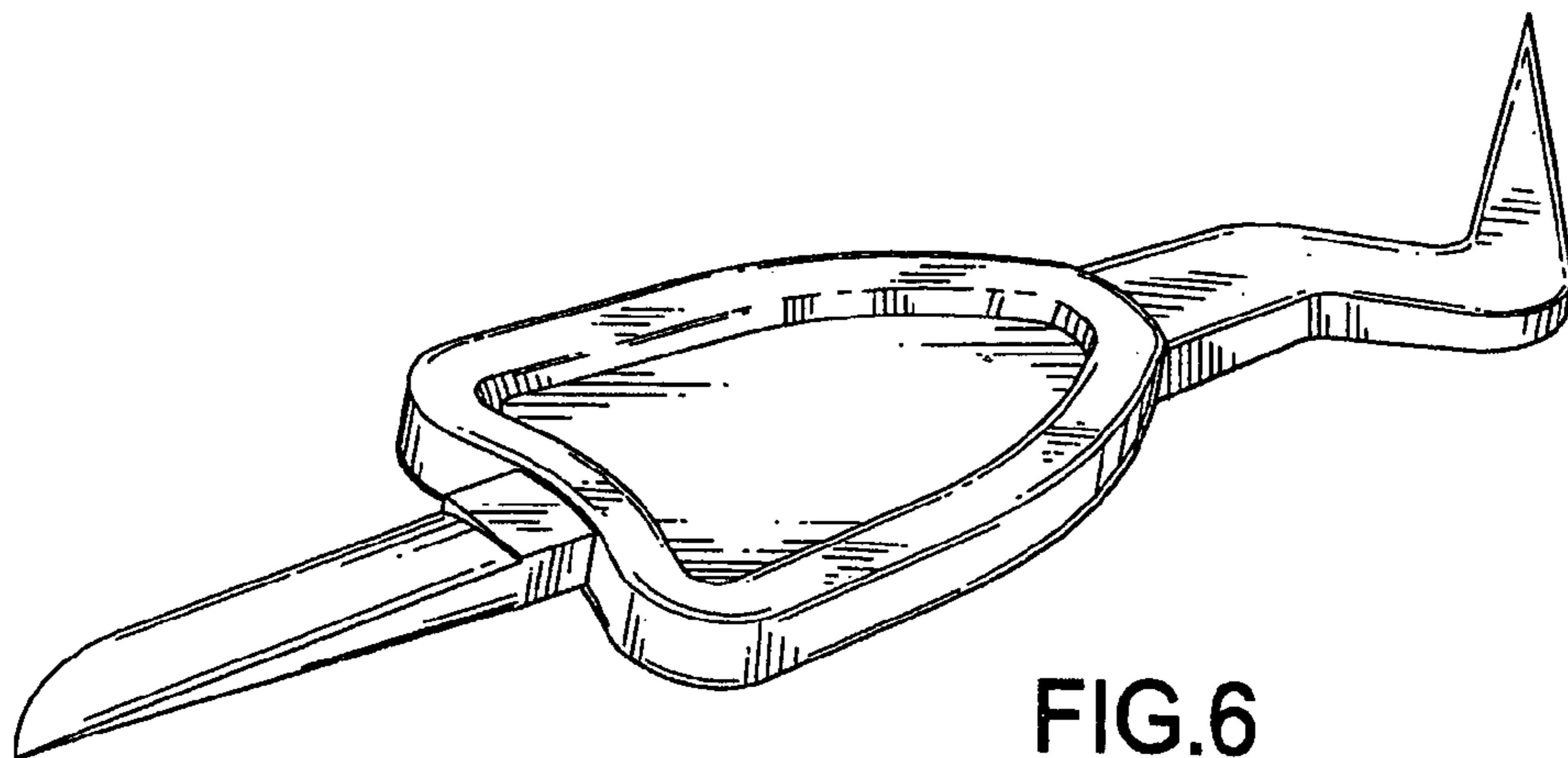


FIG. 6