



US00D548877S

(12) **United States Design Patent**  
**Chen**

(10) **Patent No.:** **US D548,877 S**

(45) **Date of Patent:** **\*\* Aug. 14, 2007**

(54) **LAMP SHADE**

(76) Inventor: **Jones Chen**, No. 122 Wu Kong 3rd,  
Wu Ku Industrial Park, Ku Hsiang,  
Taipei Hsein (TW)

(\*\*) Term: **14 Years**

(21) Appl. No.: **29/220,526**

(22) Filed: **Dec. 30, 2004**

(51) **LOC (8) Cl.** ..... **26-99**

(52) **U.S. Cl.** ..... **D26/128**

(58) **Field of Classification Search** ..... D26/118,  
D26/135, 26, 67, 24, 87, 132, 92, 113, 123-125,  
D26/11, 22, 72, 85, 79, 131, 105, 108, 109,  
D26/122, 9, 68, 104, 110, 128, 106, 63, 107,  
D26/65; 362/410, 327, 401, 269, 287, 363,  
362/265, 294, 257, 277, 290, 296, 300, 317,  
362/312, 351, 355, 362; D11/146, 143, 154,  
D11/147; D9/430, 432, 500; 229/67; D34/1;  
D7/507, 523; D13/129; 445/23; 428/11  
See application file for complete search history.

(56) **References Cited**

U.S. PATENT DOCUMENTS

1,603,055	A *	10/1926	Williams	362/348
1,763,963	A *	6/1930	Guth	362/312
1,794,687	A *	3/1931	Henry et al.	362/437
1,878,646	A *	9/1932	Schneider	362/327
D165,652	S *	1/1952	Ingolia, Jr.	D26/107
2,826,679	A *	3/1958	Irmischer et al.	362/269
D204,791	S *	5/1966	Schwartz	D26/63
3,711,695	A *	1/1973	Orbach	362/129
D226,534	S *	3/1973	Anderson	D26/63
3,798,438	A *	3/1974	Menichetti	362/282
D233,779	S *	11/1974	Kennedy	D26/63
4,001,572	A *	1/1977	Stein	362/267

4,050,490	A *	9/1977	Werner	144/350
4,310,875	A *	1/1982	Price	362/277
D285,515	S *	9/1986	Papciak	D7/509
D286,682	S *	11/1986	Greenlee	D26/63
D291,606	S *	8/1987	Ander et al.	D26/128
D346,875	S *	5/1994	Rorke	D26/128
D351,679	S *	10/1994	Chen	D26/107
D370,070	S *	5/1996	Kay	D26/67
D414,587	S *	9/1999	Douglas	D34/1
D435,683	S *	12/2000	Hoffbauer	D26/135
D435,932	S *	1/2001	Hiller et al.	D26/118
D469,202	S *	1/2003	Tsai	D26/65
D473,668	S *	4/2003	Hille et al.	D26/63

\* cited by examiner

*Primary Examiner*—Freda S. Nunn

*Assistant Examiner*—Kevin K. Rudzinski

(74) *Attorney, Agent, or Firm*—Senninger Powers

(57) **CLAIM**

The ornamental design for a lamp shade, as shown and described.

**DESCRIPTION**

FIG. 1 is a perspective view of a lamp shade showing my new design;

FIG. 2 is a front elevational view thereof, the rear elevational view being identical thereto;

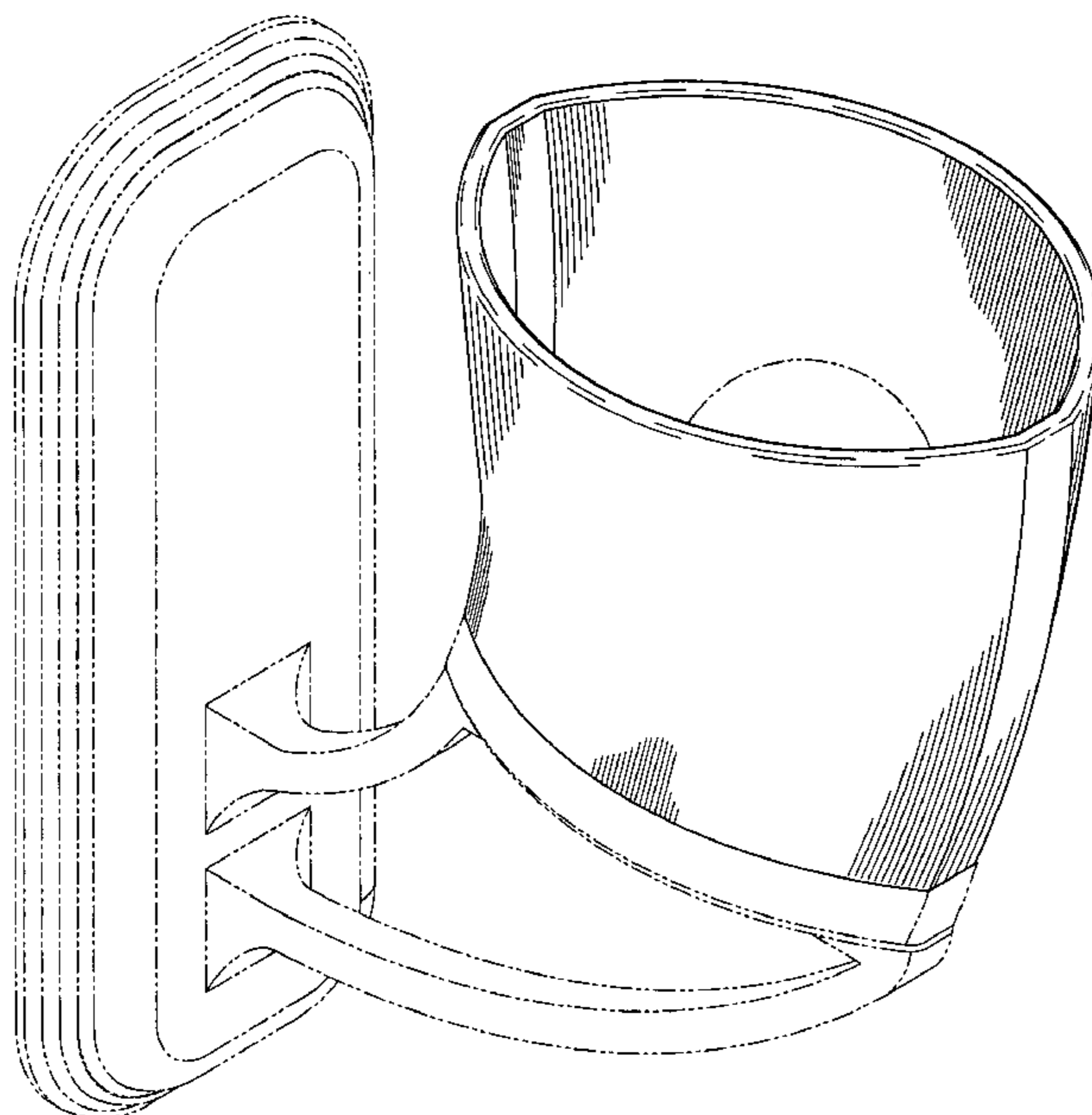
FIG. 3 is a right side elevational view thereof;

FIG. 4 is a left side elevational view thereof; and,

FIG. 5 is a top view thereof, the bottom view being hidden in use and forming no part of the design.

The broken line showing of the lamp arm and wall mount is included for the purpose of illustrating only and forms no part of the claimed design.

**1 Claim, 5 Drawing Sheets**



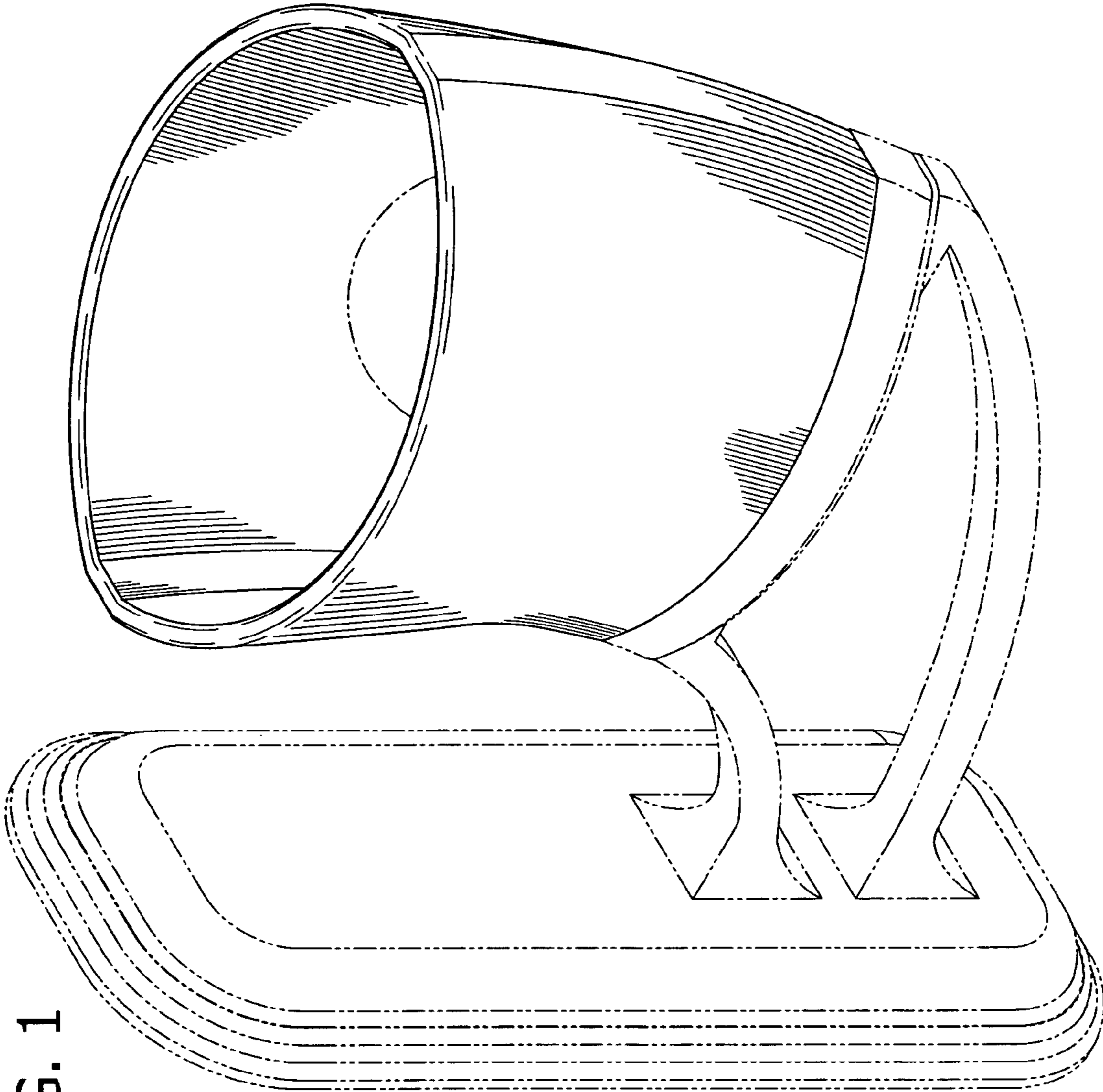


FIG. 1

FIG. 2

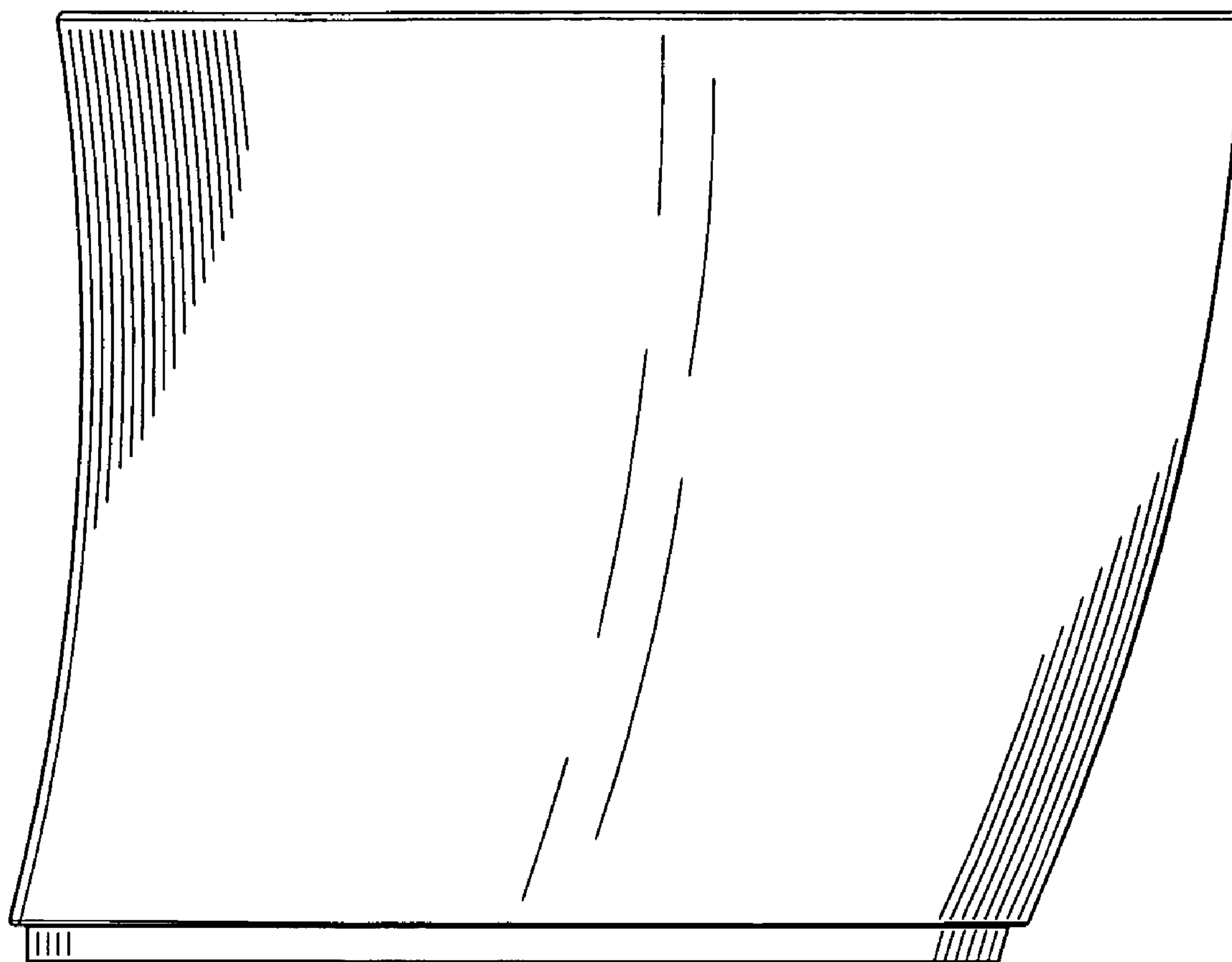


FIG. 3

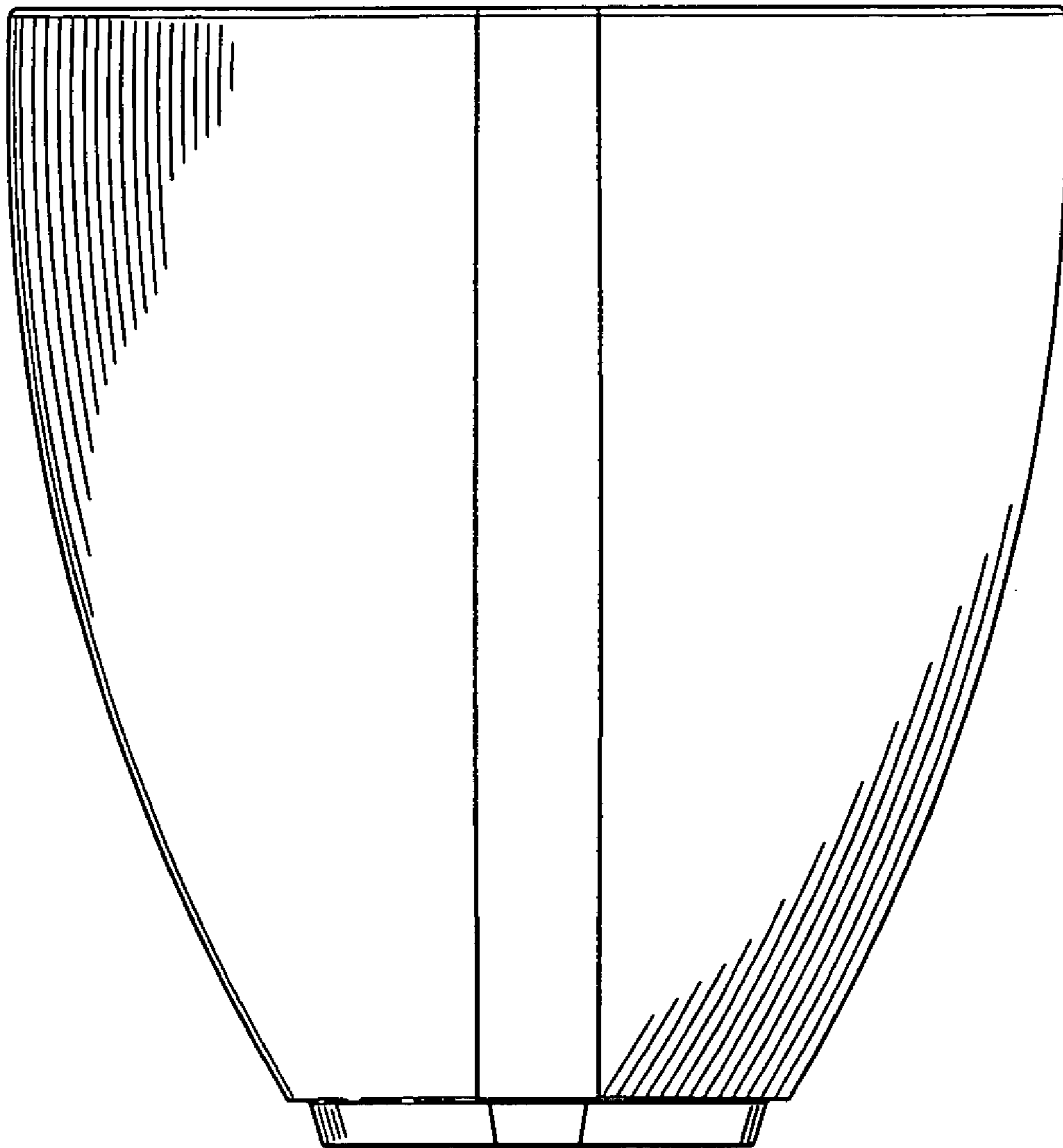


FIG. 4

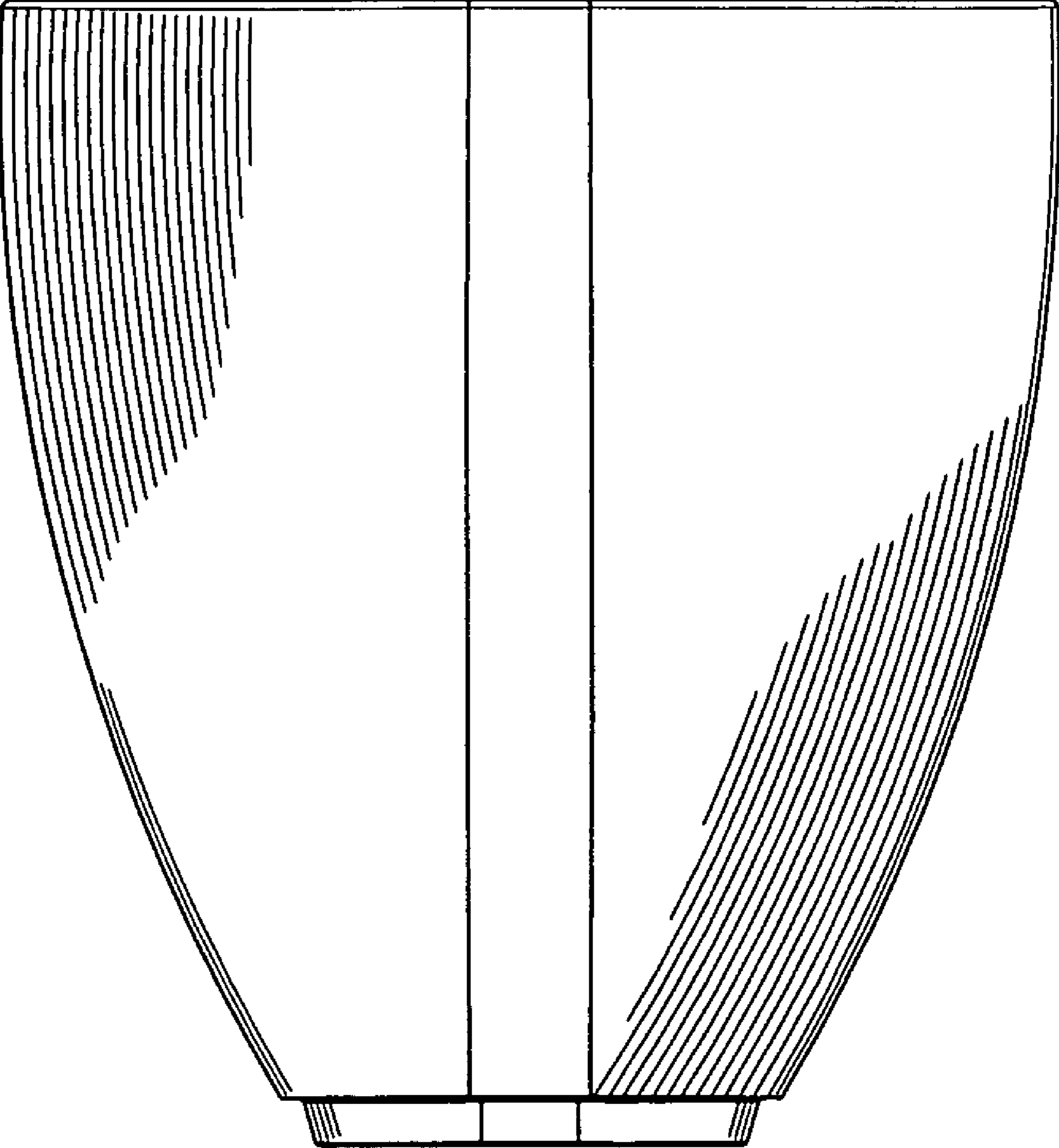


FIG. 5

