

US00D548861S

(12) **United States Design Patent**
Chapman

(10) **Patent No.:** **US D548,861 S**

(45) **Date of Patent:** **** Aug. 14, 2007**

(54) **FLASHLIGHT**

(75) **Inventor:** **Leonard T. Chapman**, North Hollywood, CA (US)

(73) **Assignee:** **Chapman/Leonard Studio Equipment**, North Hollywood, CA (US)

(**) **Term:** **14 Years**

(21) **Appl. No.:** **29/178,468**

(22) **Filed:** **Mar. 25, 2003**

(51) **LOC (8) Cl.** **26-02**

(52) **U.S. Cl.** **D26/37; D26/49**

(58) **Field of Classification Search** D26/37,
D26/41, 44, 46, 48, 50; 362/157, 158, 202,
362/208

See application file for complete search history.

(56) **References Cited**

U.S. PATENT DOCUMENTS

D371,214 S *	6/1996	Terry, Sr.	D26/49
D376,439 S *	12/1996	Chai	D26/37
D394,321 S *	5/1998	Chiu	D26/37
D395,719 S *	6/1998	Concari	D26/37
D418,235 S *	12/1999	Houplain	D26/37
D419,704 S *	1/2000	Ting	D26/37

D501,054 S *	1/2005	Galli	D26/37
D512,168 S *	11/2005	Suzuki	D26/37
D515,718 S *	2/2006	Yang	D26/37
D521,667 S *	5/2006	Chean	D26/37
2006/0056173 A1 *	3/2006	Maglica	362/157

* cited by examiner

Primary Examiner—Ian Simmons

Assistant Examiner—Carissa Fitts

(74) *Attorney, Agent, or Firm*—Perkins Coie LLP

(57) **CLAIM**

The new and ornamental design for a flashlight, as shown in the drawings.

DESCRIPTION

FIG. 1 is a perspective view of my new and ornamental design. The flashlight is symmetrical about its central axis so that the top, bottom, left, and right side views are the same, except for the key chain hole in the back end cap.

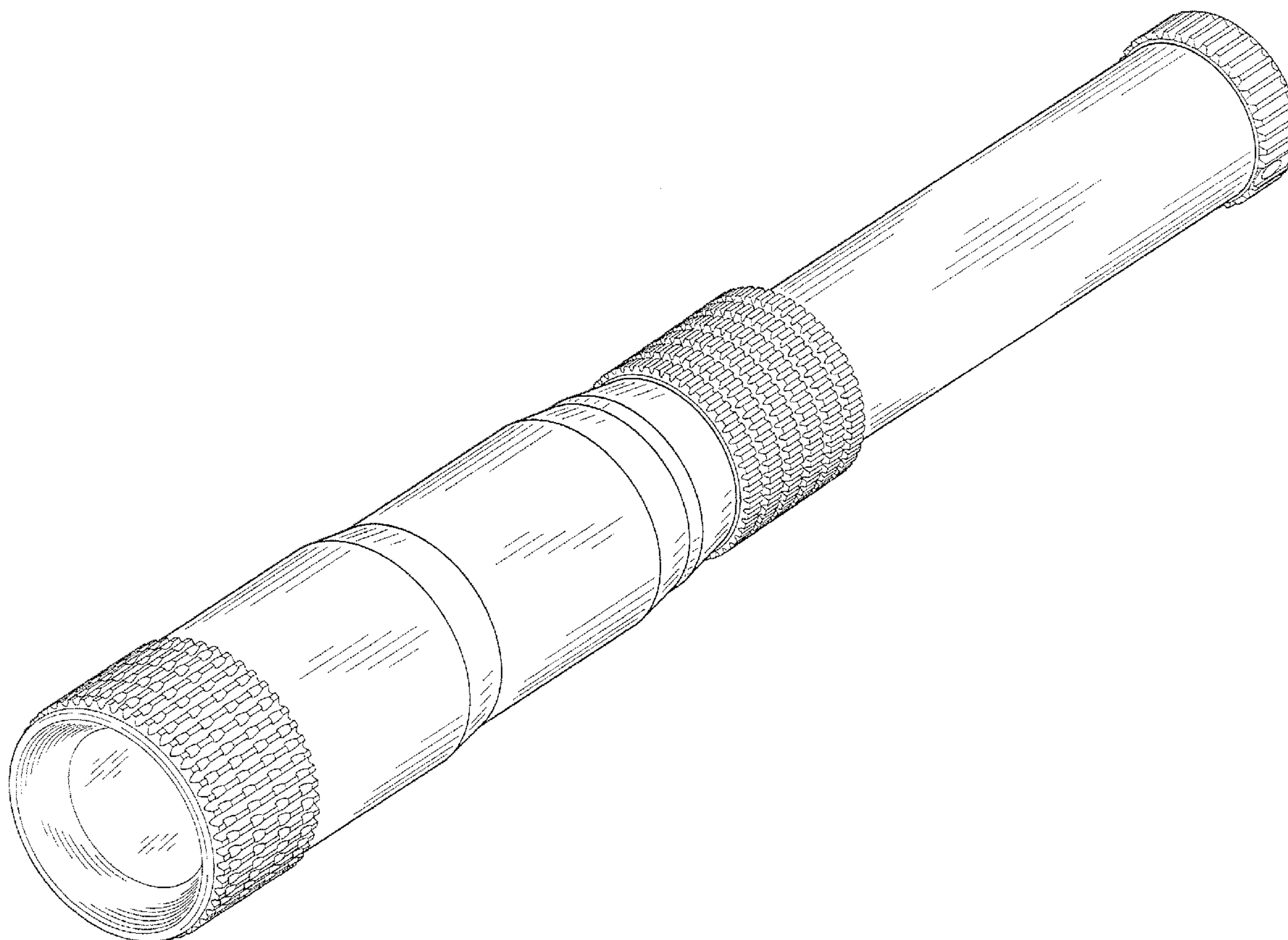
FIG. 2 is a side view of my new and ornamental flashlight, as shown in FIG. 1.

FIG. 3 is a top view.

FIG. 4 is a front end view; and,

FIG. 5 is a back end view.

1 Claim, 3 Drawing Sheets



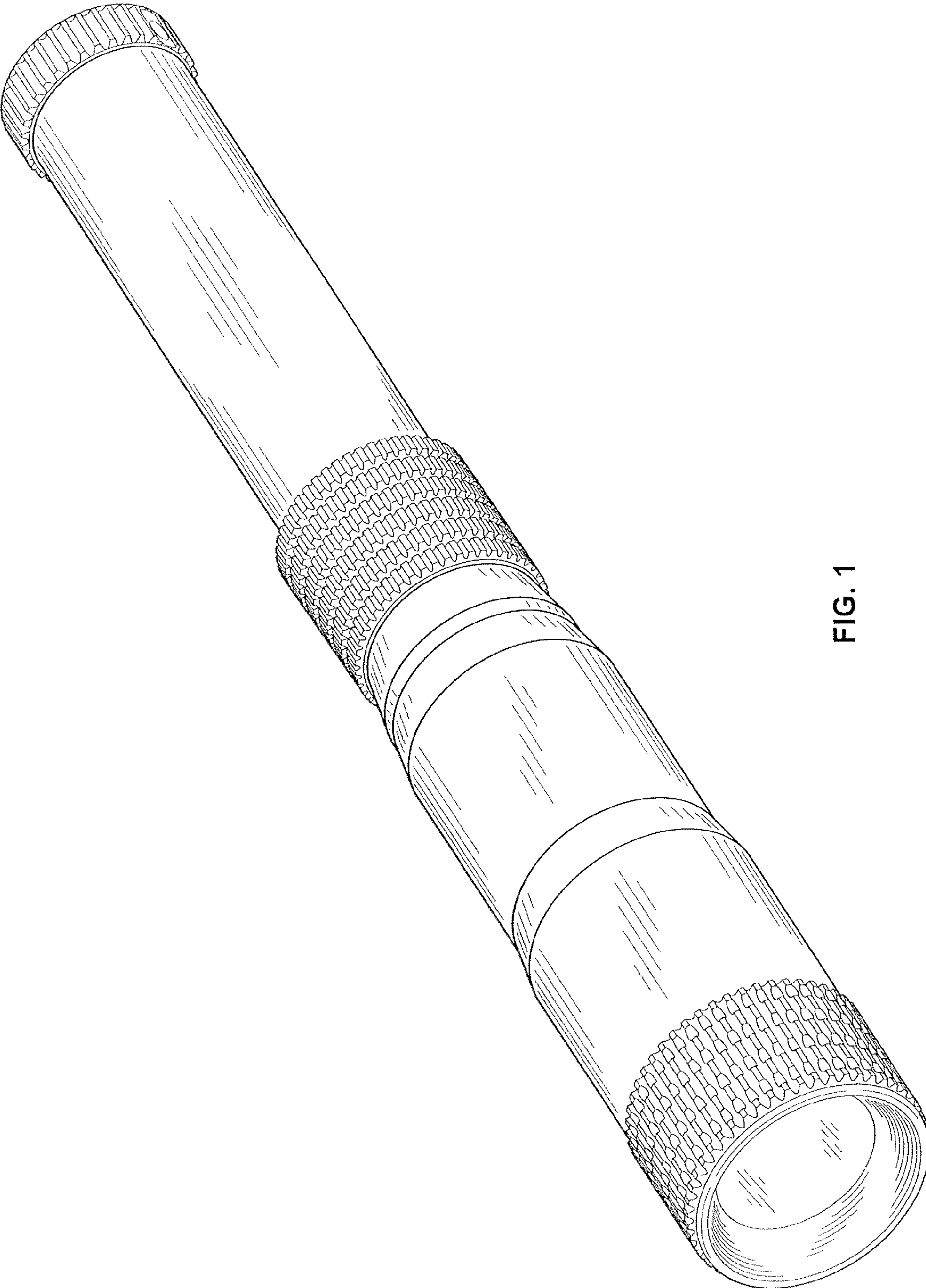


FIG. 1

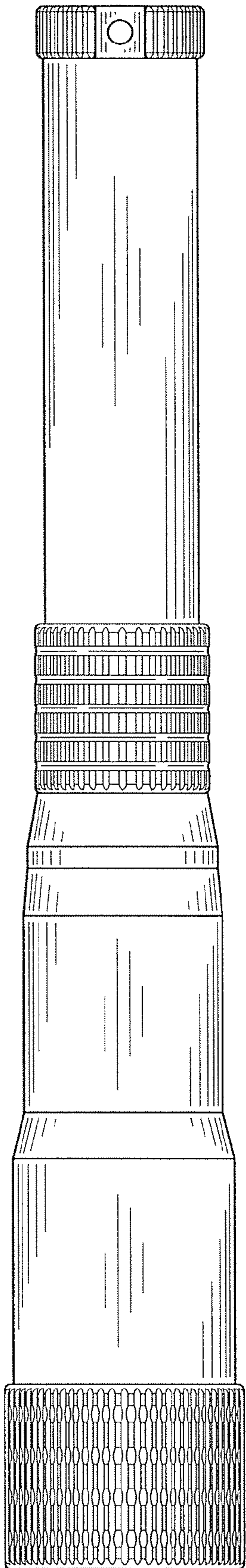


FIG. 2

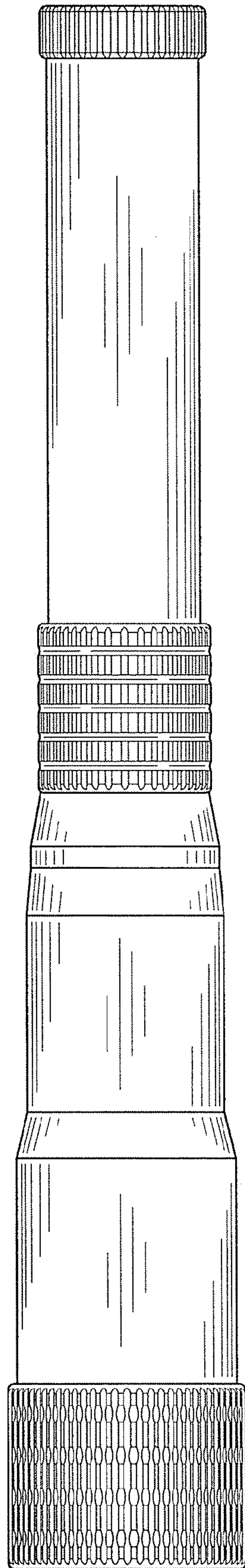


FIG. 3




FIG. 4




FIG. 5