

US00D548854S

(12) **United States Design Patent**  
**Wendling**

(10) **Patent No.:** **US D548,854 S**

(45) **Date of Patent:** **\*\* Aug. 14, 2007**

(54) **PREGNANCY TESTER**

(75) Inventor: **Susan Wendling**, Annandale, NJ (US)

(73) Assignee: **McNeil-PPC, Inc.**, Skillman, NJ (US)

(\*\*) Term: **14 Years**

(21) Appl. No.: **29/209,765**

(22) Filed: **Jul. 21, 2004**

(51) **LOC (8) Cl.** ..... **24-04**

(52) **U.S. Cl.** ..... **D24/225**

(58) **Field of Classification Search** ..... D24/223-225,  
D24/216; D10/78, 81; D26/24-33; D21/386;  
D18/24, 32; 206/459.1, 459.5; 422/58,  
422/87, 102, 50, 52, 61, 85, 99; 436/65,  
436/814, 906; 435/805, 806, 810; 40/360,  
40/299, 225, 300, 301, 124.01; D20/10,  
D20/11, 40, 42, 22, 28

See application file for complete search history.

(56) **References Cited**

**U.S. PATENT DOCUMENTS**

D149,250 S *	4/1948	Chernow	.....	D18/24
D198,191 S *	5/1964	Silby	.....	D18/24
D348,522 S	7/1994	Groothuizen et al.	.....	D24/223
D348,735 S	7/1994	Groothuizen	.....	D24/225
D360,950 S	8/1995	Mazurek	.....	D24/223
D365,998 S	1/1996	Groothuizen et al.	.....	D10/81
D367,236 S	2/1996	Groothuizen et al.	.....	D10/81
D380,837 S	7/1997	Pearson et al.	.....	D24/223

D383,549 S	9/1997	Arnett et al.	.....	D24/223
D400,568 S *	11/1998	Jacobi et al.	.....	D18/24
D430,303 S *	8/2000	Cipkowski	.....	D24/225
D446,240 S *	8/2001	Harvey	.....	D18/30
D511,574 S *	11/2005	Wendling	.....	D24/225
D512,156 S *	11/2005	Wendling	.....	D24/225
2005/0183979 A1 *	8/2005	Wilson et al.	.....	206/459.1

**OTHER PUBLICATIONS**

Alphabet Thesaurus—vol. 2; Edited by Edward Rondthaler; Copyright 1970; p. 726; middle and left hand side of the page.\*

\* cited by examiner

*Primary Examiner*—Ian Simmons

*Assistant Examiner*—Melanie Levy

(74) *Attorney, Agent, or Firm*—Evan J. Federman; Karen G. Horowitz; Philip S. Johnson

(57) **CLAIM**

I claim the ornamental design for a pregnancy tester, as shown and described.

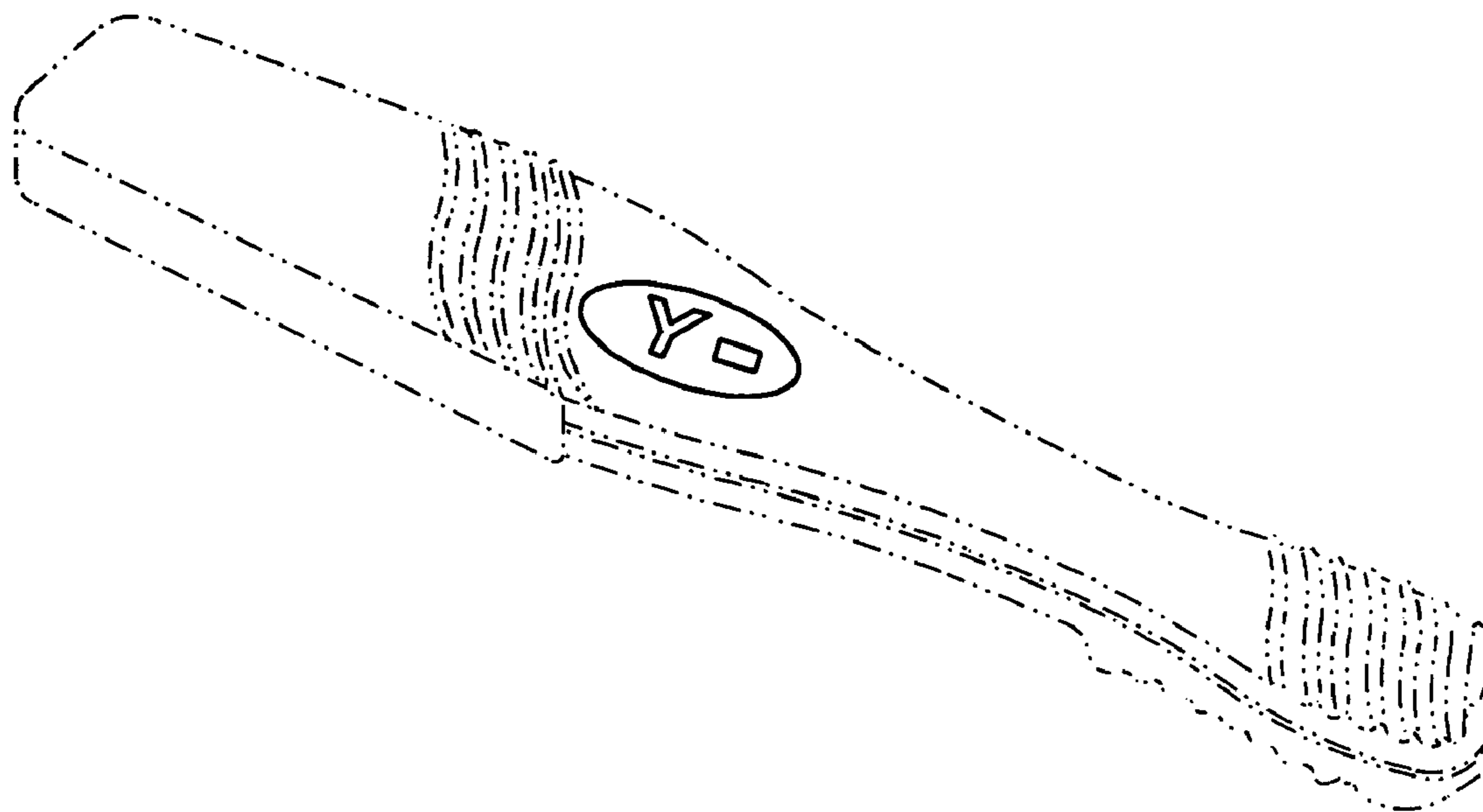
**DESCRIPTION**

FIG. 1 is a front perspective view of a pregnancy tester showing my new design; and,

FIG. 2 is a top plan view thereof.

The ornamental design which is claimed is shown in solid lines in the drawings. The broken lines in the drawings are for illustrative purposes only and form no part of the claimed design.

**1 Claim, 2 Drawing Sheets**



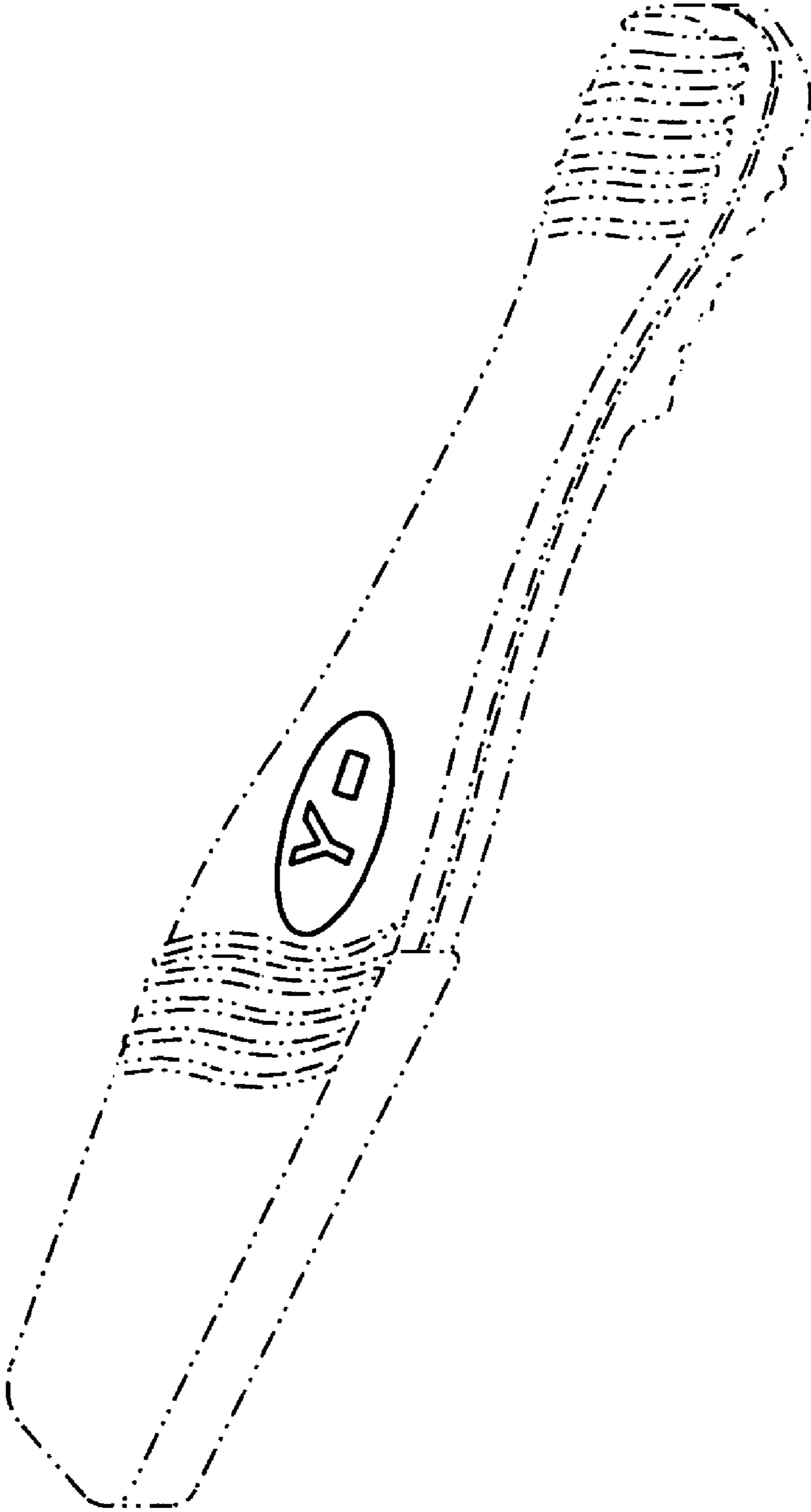


FIG. 1

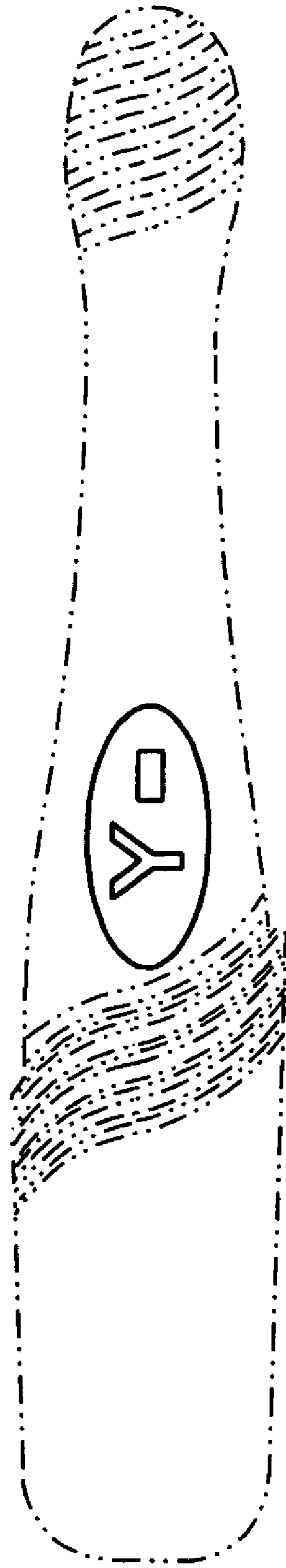


FIG. 2