

US00D548844S

(12) **United States Design Patent**
Castillo

(10) **Patent No.:** **US D548,844 S**

(45) **Date of Patent:** **** Aug. 14, 2007**

(54) **KNEE BRACE**

(75) Inventor: **David Castillo**, Mission Viejo, CA (US)

(73) Assignee: **Asterisk.Asterisk, LLC**, Lake Forest, CA (US)

(**) Term: **14 Years**

(21) Appl. No.: **29/243,667**

(22) Filed: **Nov. 29, 2005**

(51) **LOC (8) Cl.** **24-04**

(52) **U.S. Cl.** **D24/190**

(58) **Field of Classification Search** D24/109-192;
602/16, 22-3, 26-9, 65, 5-6

See application file for complete search history.

(56) **References Cited**

U.S. PATENT DOCUMENTS

1,390,915 A	9/1921	Loth
2,531,486 A	11/1950	Weber
2,883,982 A	4/1959	Rainey
3,030,634 A	4/1962	Bair
3,099,448 A	7/1963	Salvo et al.
3,387,305 A	6/1968	Shafer
3,669,105 A	6/1972	Castiglia
3,779,654 A	12/1973	Horne
3,785,372 A	1/1974	Craig
3,817,244 A	6/1974	Taylor
3,900,898 A	8/1975	Ackerman
3,902,482 A	9/1975	Taylor
3,928,872 A	12/1975	Johnson
3,958,569 A	5/1976	Vosburgh
4,136,404 A	1/1979	Lange
4,169,467 A	10/1979	Rabischong et al.
4,241,730 A	12/1980	Helfet
4,271,831 A	6/1981	Diebert
4,361,142 A	11/1982	Lewis et al.
4,372,298 A	2/1983	Lerman

D269,379 S *	6/1983	Bledsoe	D24/190
4,407,276 A	10/1983	Bledsoe		
4,428,369 A	1/1984	Peckham et al.		
4,487,200 A	12/1984	Feanny et al.		
4,489,718 A	12/1984	Martin		
4,523,585 A	6/1985	Lamb et al.		
4,554,913 A	11/1985	Womack et al.		
D284,702 S	7/1986	Castillo		

(Continued)

FOREIGN PATENT DOCUMENTS

DE 1491569 9/1969

(Continued)

Primary Examiner—Lou Zarfaz

Assistant Examiner—Susan E Krakower

(74) *Attorney, Agent, or Firm*—Stetina Brunda Garred & Brucker

(57) **CLAIM**

The ornamental design for a knee brace, as shown and described.

DESCRIPTION

FIG. 1 is a right side elevational view of the knee brace of the present invention showing my new design;

FIG. 2 is a front elevational view thereof;

FIG. 3 is a left side elevational view thereof;

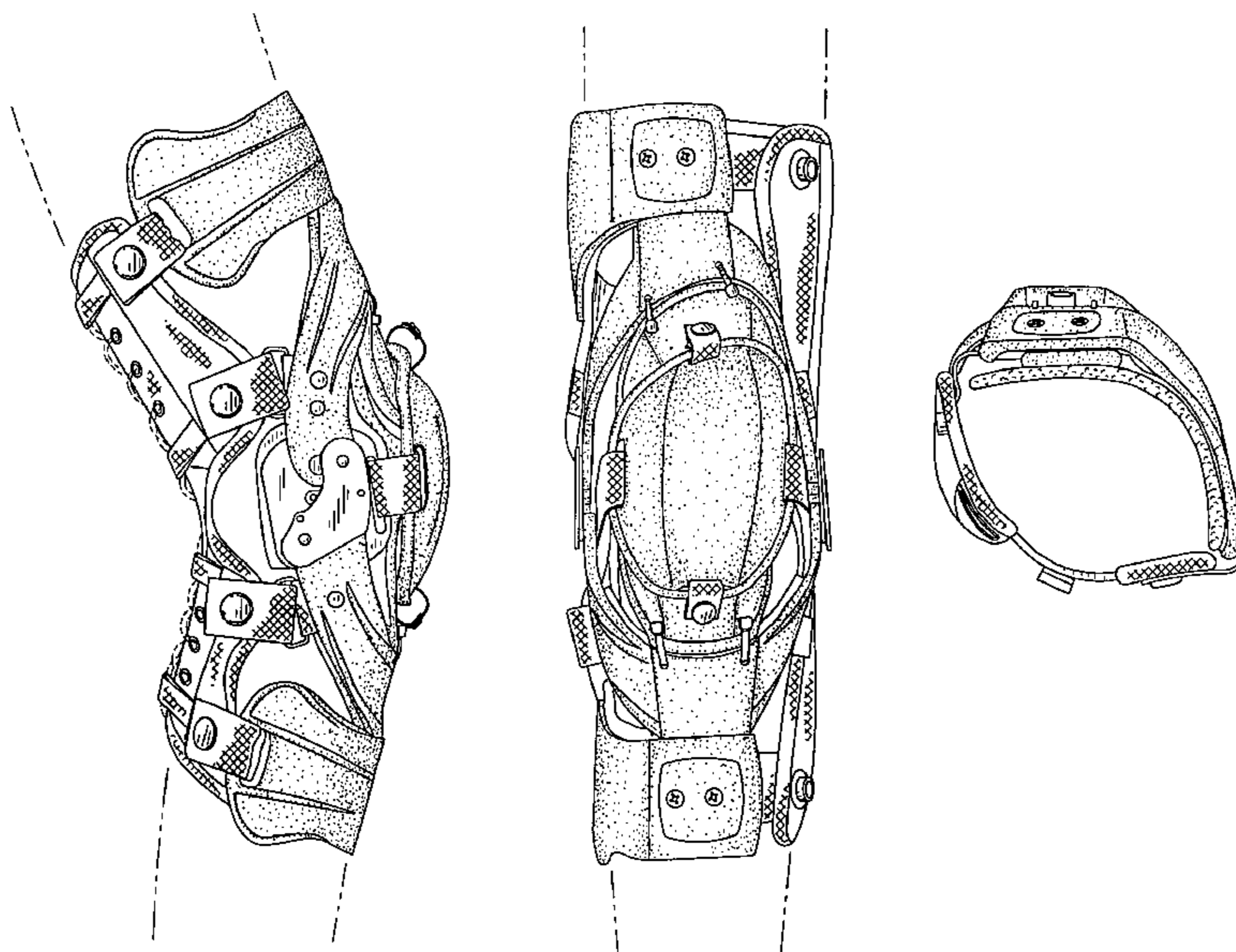
FIG. 4 is a rear elevational view thereof;

FIG. 5 is a top plan view thereof; and,

FIG. 6 is a bottom plan view thereof.

The broken line showing of a leg, laces and round lace holders are included for the purpose of illustrating environmental structure and forms no part of the claimed design.

1 Claim, 2 Drawing Sheets



US D548,844 S

Page 2

U.S. PATENT DOCUMENTS

4,599,998 A 7/1986 Castillo
 4,603,690 A 8/1986 Skeen
 4,614,181 A 9/1986 Karlsson
 D286,183 S * 10/1986 Womack et al. D24/190
 4,620,532 A 11/1986 Houswerth
 4,621,624 A 11/1986 Rayboy
 4,628,916 A 12/1986 Lerman et al.
 4,665,905 A 5/1987 Brown
 4,697,583 A 10/1987 Mason et al.
 4,699,129 A 10/1987 Aaserude et al.
 4,715,363 A 12/1987 Detty
 4,723,539 A 2/1988 Townsend
 4,753,240 A 6/1988 Sparks
 D298,568 S * 11/1988 Womack et al. D24/190
 4,791,916 A 12/1988 Paez
 4,854,308 A 8/1989 Drillio
 4,856,501 A 8/1989 Castillo et al.
 4,886,054 A 12/1989 Castillo et al.
 4,938,207 A 7/1990 Vargo
 4,940,044 A 7/1990 Castillo
 4,964,402 A 10/1990 Grim et al.
 4,986,264 A * 1/1991 Miller 602/16
 5,005,565 A * 4/1991 Fratesi 602/16
 D318,736 S * 7/1991 Castillo D24/190
 5,063,916 A * 11/1991 France et al. 602/26
 5,121,742 A 6/1992 Engen
 5,135,469 A 8/1992 Castillo

5,230,697 A * 7/1993 Castillo et al. 602/16
 5,288,287 A 2/1994 Castillo
 D346,028 S 4/1994 Lengyel
 D357,070 S * 4/1995 Castillo D24/190
 D367,536 S * 2/1996 Kilbey D24/190
 D370,261 S * 5/1996 Kilbey D24/190
 D370,533 S * 6/1996 Kilbey D24/190
 D372,536 S * 8/1996 Grifka D24/190
 5,641,322 A 6/1997 Silver et al.
 5,792,084 A 8/1998 Wilson et al.
 5,807,294 A 9/1998 Cawley et al.
 5,823,931 A 10/1998 Gilmour
 5,865,777 A 2/1999 Detty
 D431,295 S * 9/2000 Rothenberg D24/190
 D433,756 S * 11/2000 Castillo D24/190
 6,290,664 B1 * 9/2001 Nauert 602/16
 6,402,711 B1 6/2002 Nauert
 6,540,709 B1 4/2003 Smits
 6,793,641 B2 9/2004 Freeman et al.
 6,994,682 B2 * 2/2006 Bauerfeind et al. 602/26
 D529,180 S * 9/2006 Ingimundarson et al. .. D24/190

FOREIGN PATENT DOCUMENTS

DE	2432766	3/1975
EP	297766 A	4/1989
WO	WO 8404240	11/1984

* cited by examiner

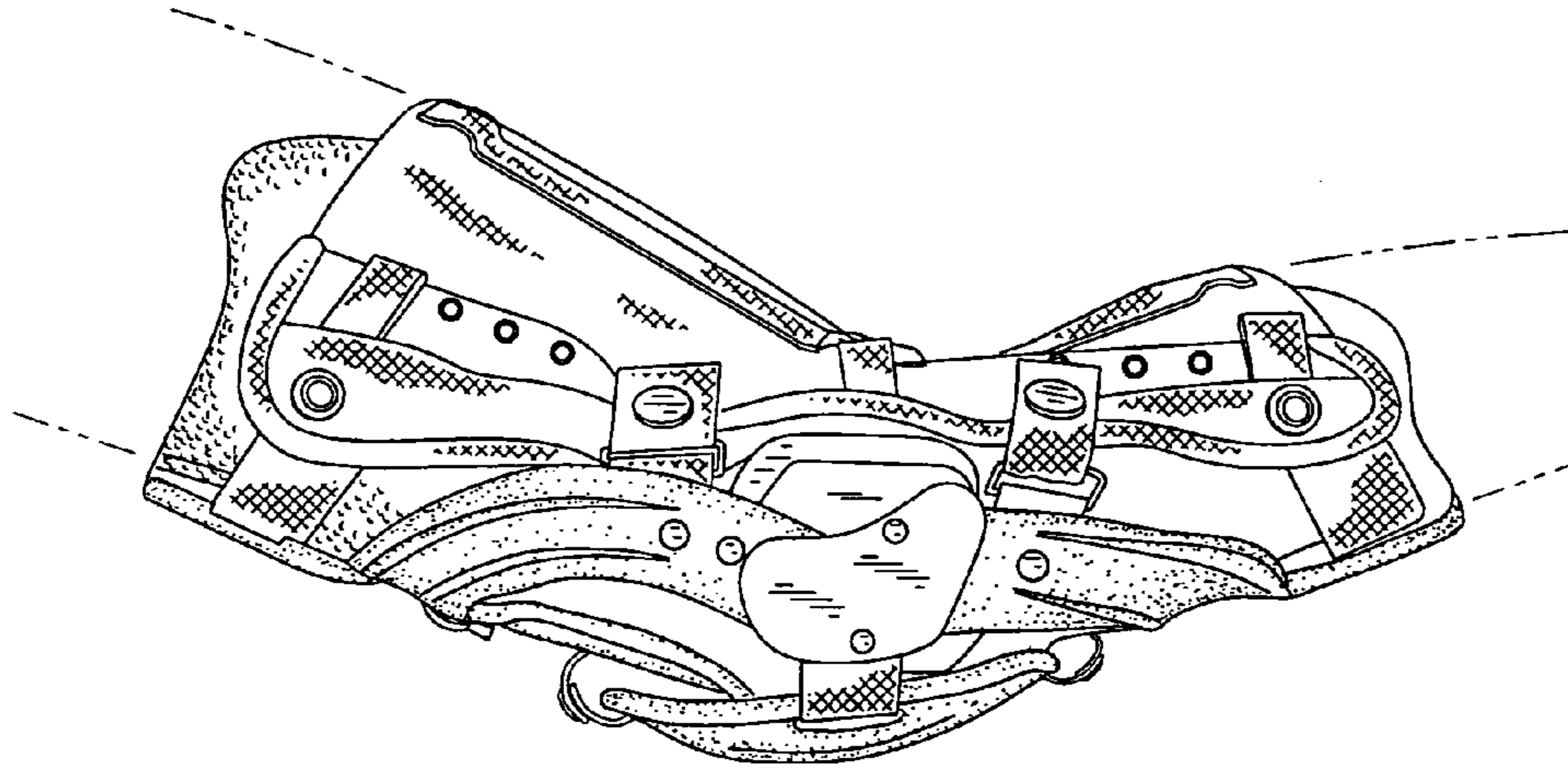


Fig. 3

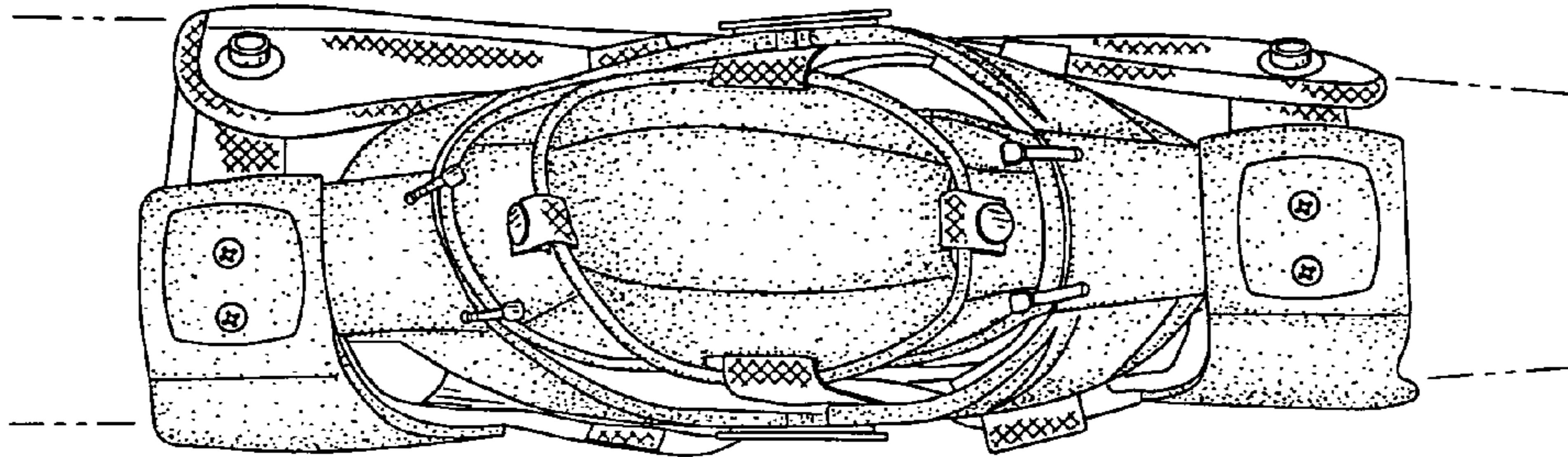


Fig. 2

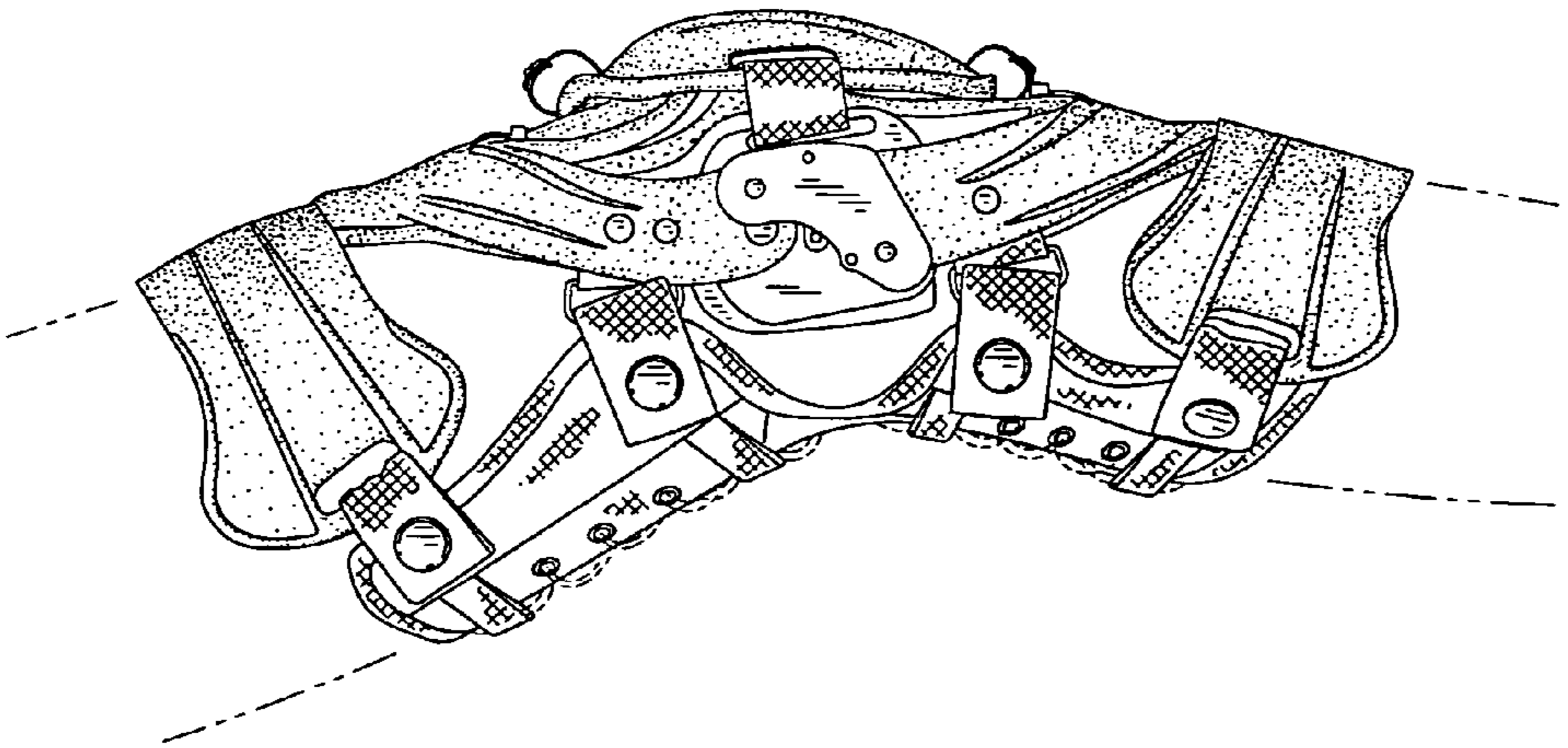


Fig. 1

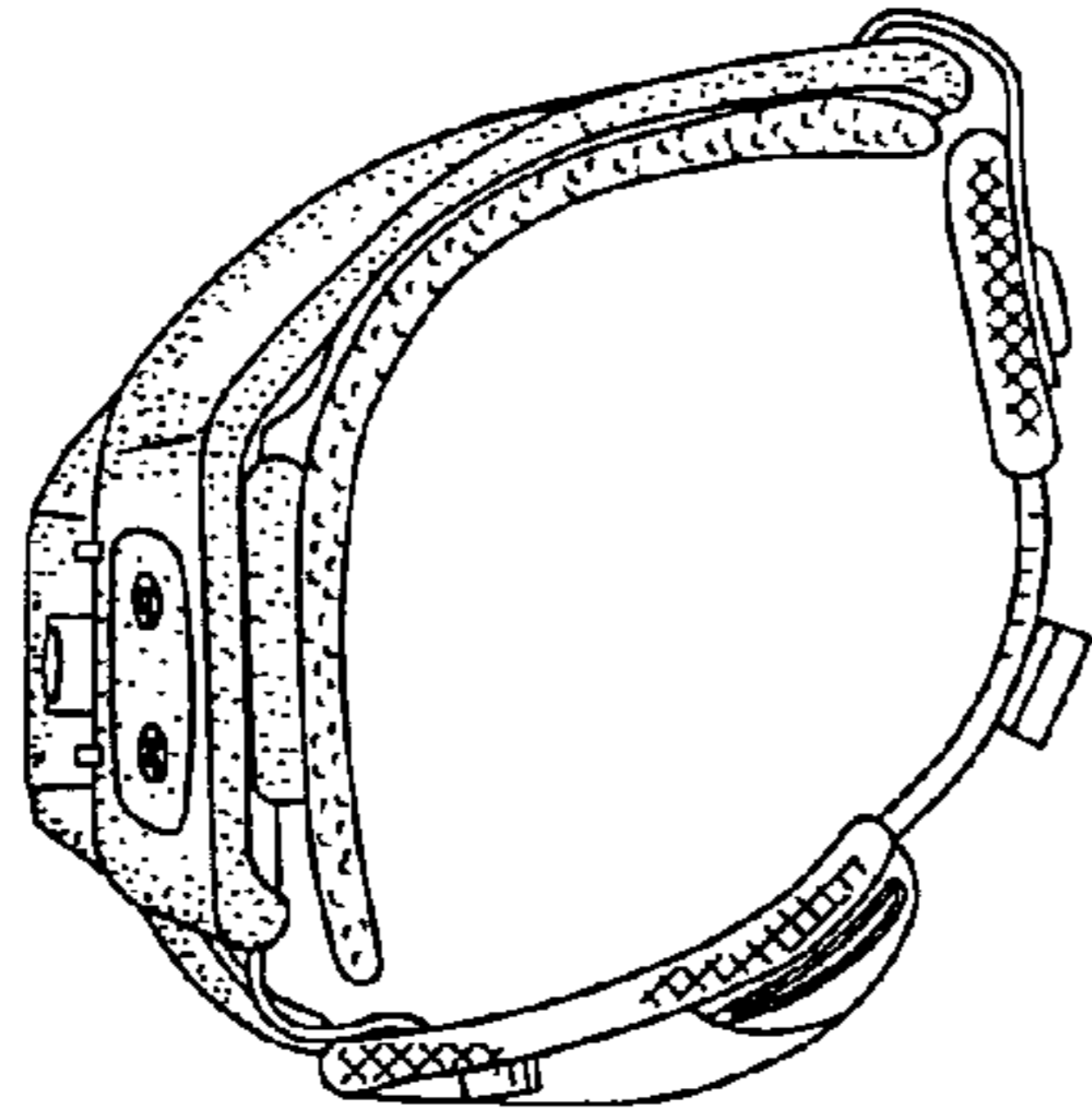


Fig. 5

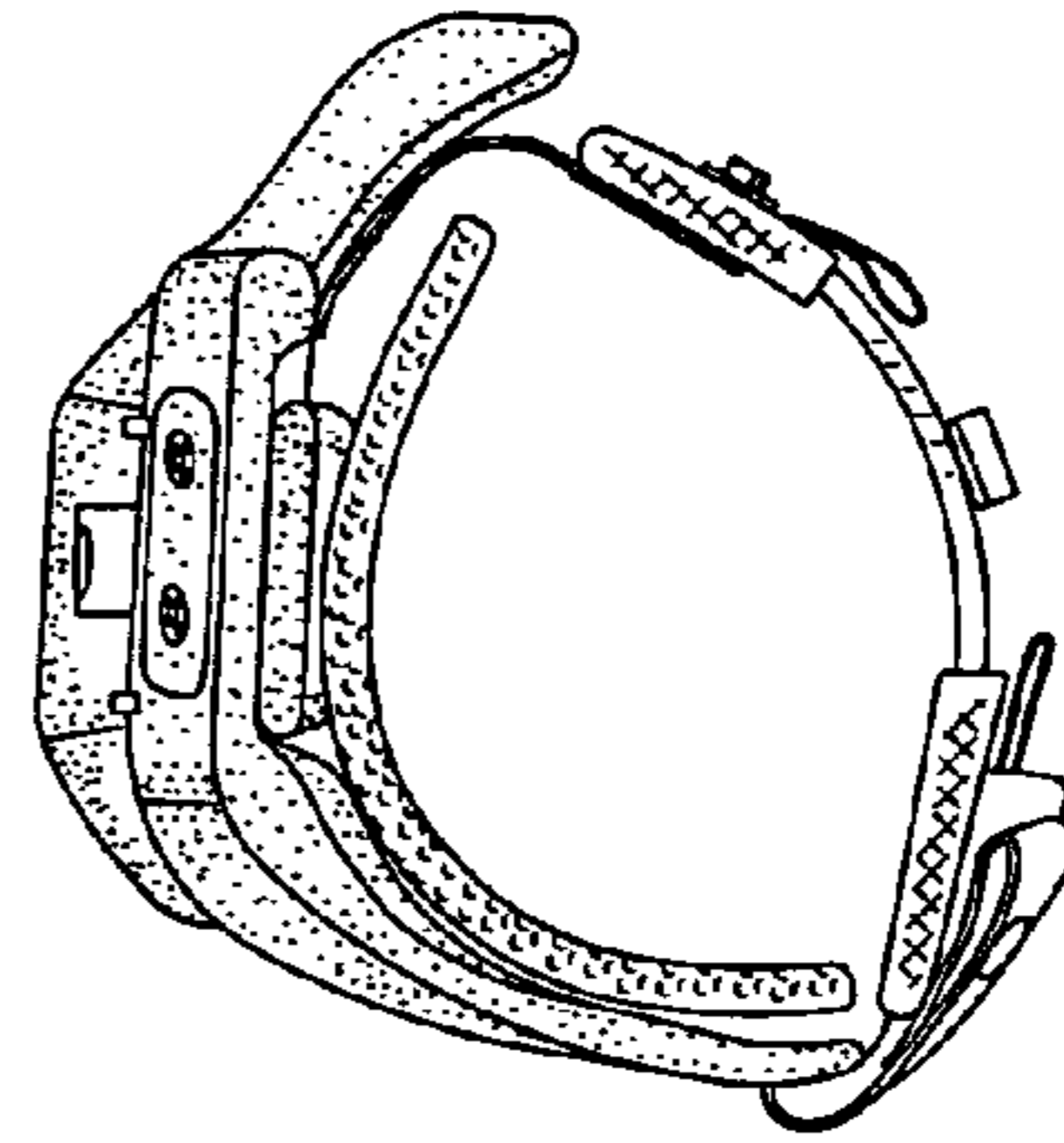


Fig. 6

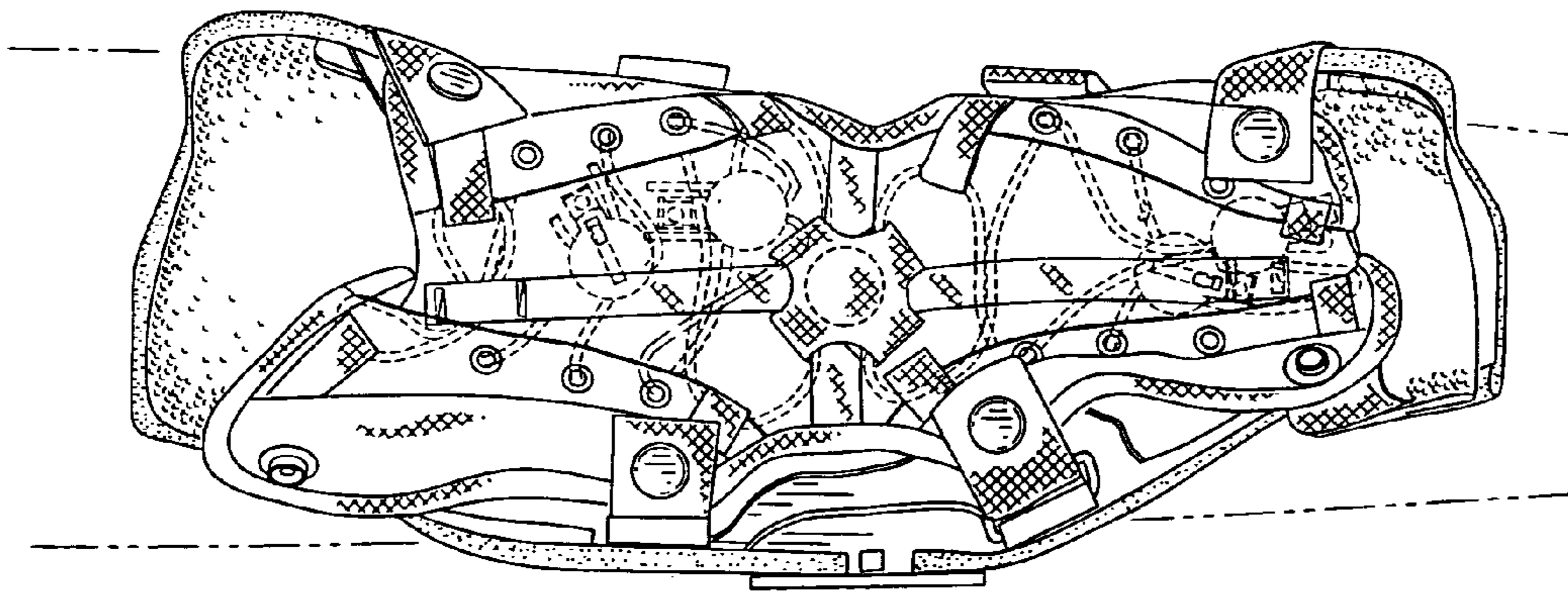


Fig. 7