



US00D548810S

(12) **United States Design Patent**
Hunter

(10) **Patent No.:** **US D548,810 S**

(45) **Date of Patent:** **** Aug. 14, 2007**

(54) **WATER RIDE CORKSCREW FEATURE**

(76) Inventor: **Richard D. Hunter**, 35 Lakeway Drive, Ottawa, Ontario (CA) K1L 5A9

(**) Term: **14 Years**

(21) Appl. No.: **29/254,896**

(22) Filed: **Mar. 2, 2006**

(51) **LOC (8) Cl.** **21-03**

(52) **U.S. Cl.** **D21/821**

(58) **Field of Classification Search** D21/811,
D21/814, 818-822; 472/116, 117
See application file for complete search history.

4,805,897 A	2/1989	Dubeta	
4,836,521 A	6/1989	Barbar	
4,893,447 A	1/1990	Opp et al.	
5,137,497 A	8/1992	Dubeta	
5,433,671 A	7/1995	Davis	
5,453,054 A	9/1995	Langford	
5,540,622 A	7/1996	Gold et al.	
5,735,748 A	4/1998	Meyers et al.	
5,779,553 A	7/1998	Langford	
6,354,955 B1	3/2002	Stuart et al.	
6,450,891 B1	9/2002	Dubeta	
6,485,372 B2	11/2002	Stuart et al.	
6,857,964 B2	2/2005	Hunter	
D521,098 S *	5/2006	Hunter D21/819

FOREIGN PATENT DOCUMENTS

GB 2224948 5/1990

OTHER PUBLICATIONS

<http://www.proslide.com>; "BodySliding," 6 pages, Sep. 14, 2005.

* cited by examiner

Primary Examiner—Mitchell Siegel
(74) *Attorney, Agent, or Firm*—Barnes & Thornburg LLP

(56) **References Cited**

U.S. PATENT DOCUMENTS

728,246 A	5/1903	Kremer	
920,567 A	5/1909	Hayes	
953,266 A	3/1910	Healy	
1,655,498 A	1/1928	Fisch	
1,745,241 A	1/1930	Bartlett	
2,254,482 A	9/1941	Heller	
2,724,123 A *	11/1955	Kesler 472/126
D210,298 S	2/1968	Moulton	
3,830,161 A	8/1974	Bacon	
3,853,067 A	12/1974	Bacon	
4,129,916 A	12/1978	Schlesinger et al.	
4,172,593 A	10/1979	Palakanis	
4,192,499 A	3/1980	Groves, Jr.	
D256,827 S	9/1980	Allen, 3rd	
D256,828 S	9/1980	Allen, 3rd	
D256,940 S	9/1980	Allen, 3rd	
D257,874 S	1/1981	Sheehan et al.	
4,278,247 A	7/1981	Joppe et al.	
4,339,122 A	7/1982	Croul	
D266,346 S	9/1982	Millay et al.	
4,444,290 A	4/1984	Valerio, Jr.	
4,484,739 A	11/1984	Kreinbuhl et al.	
4,750,733 A	6/1988	Foth	
4,805,896 A	2/1989	Moody	

(57) **CLAIM**

The ornamental design for the water ride corkscrew feature, as shown and described.

DESCRIPTION

FIG. 1 is a perspective view of the water ride corkscrew feature.

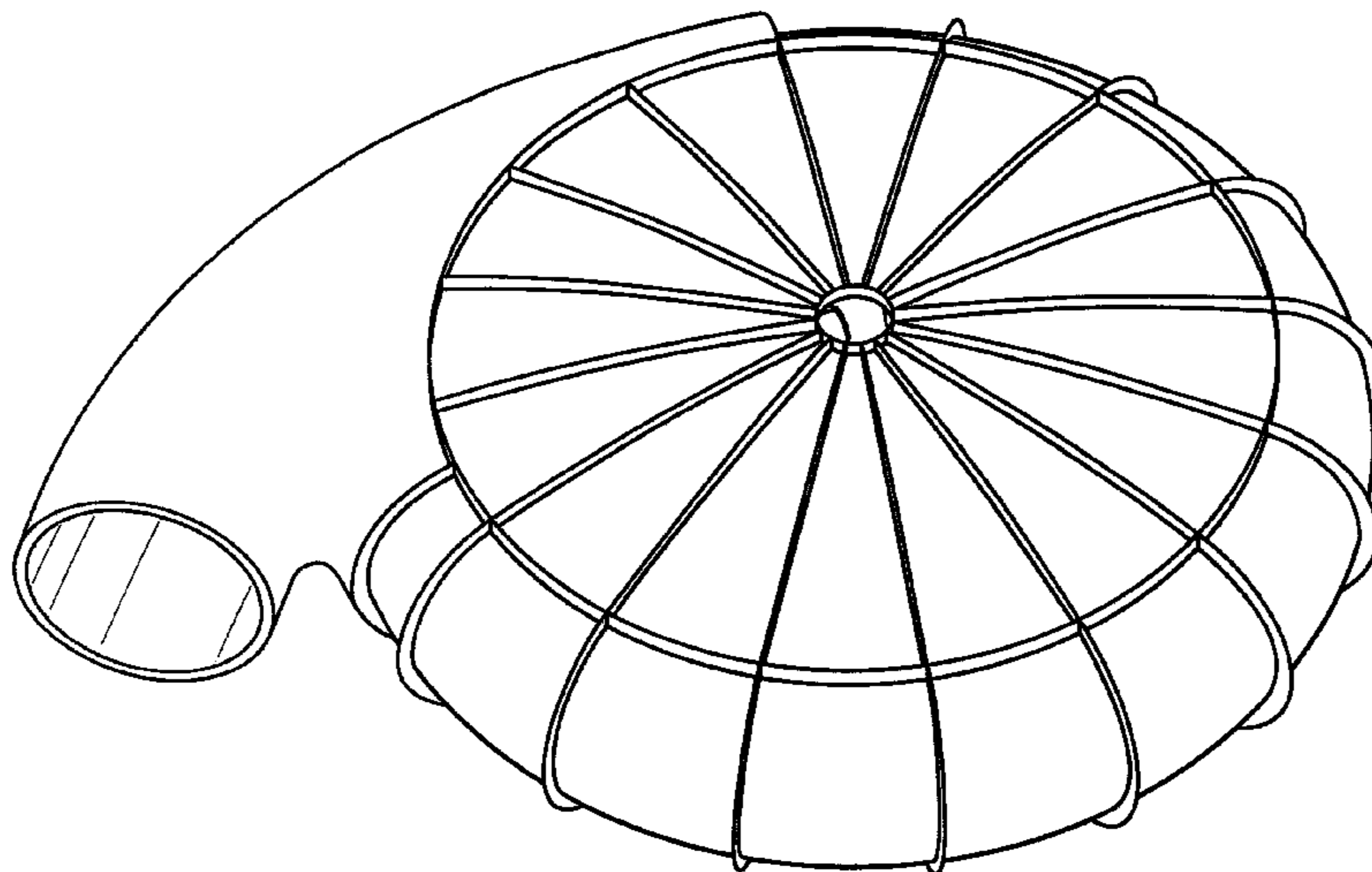
FIG. 2 is a perspective view of FIG. 1 with the top center plate removed and showing interior features.

FIG. 3 is a top view of FIG. 1.

FIG. 4 is a bottom view of FIG. 1; and,

FIG. 5 is a top view of FIG. 2.

1 Claim, 5 Drawing Sheets



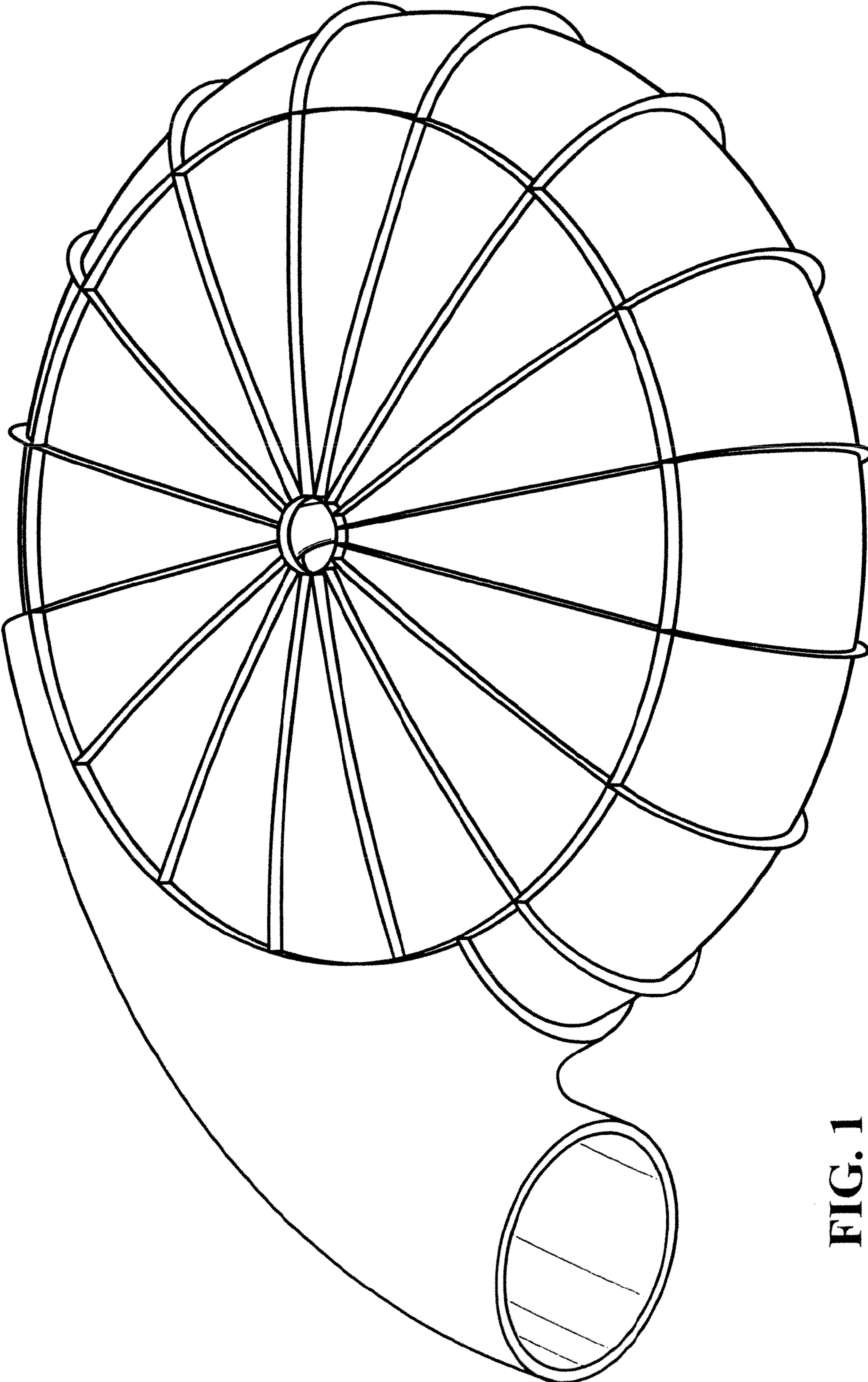


FIG. 1




FIG. 2




FIG. 3

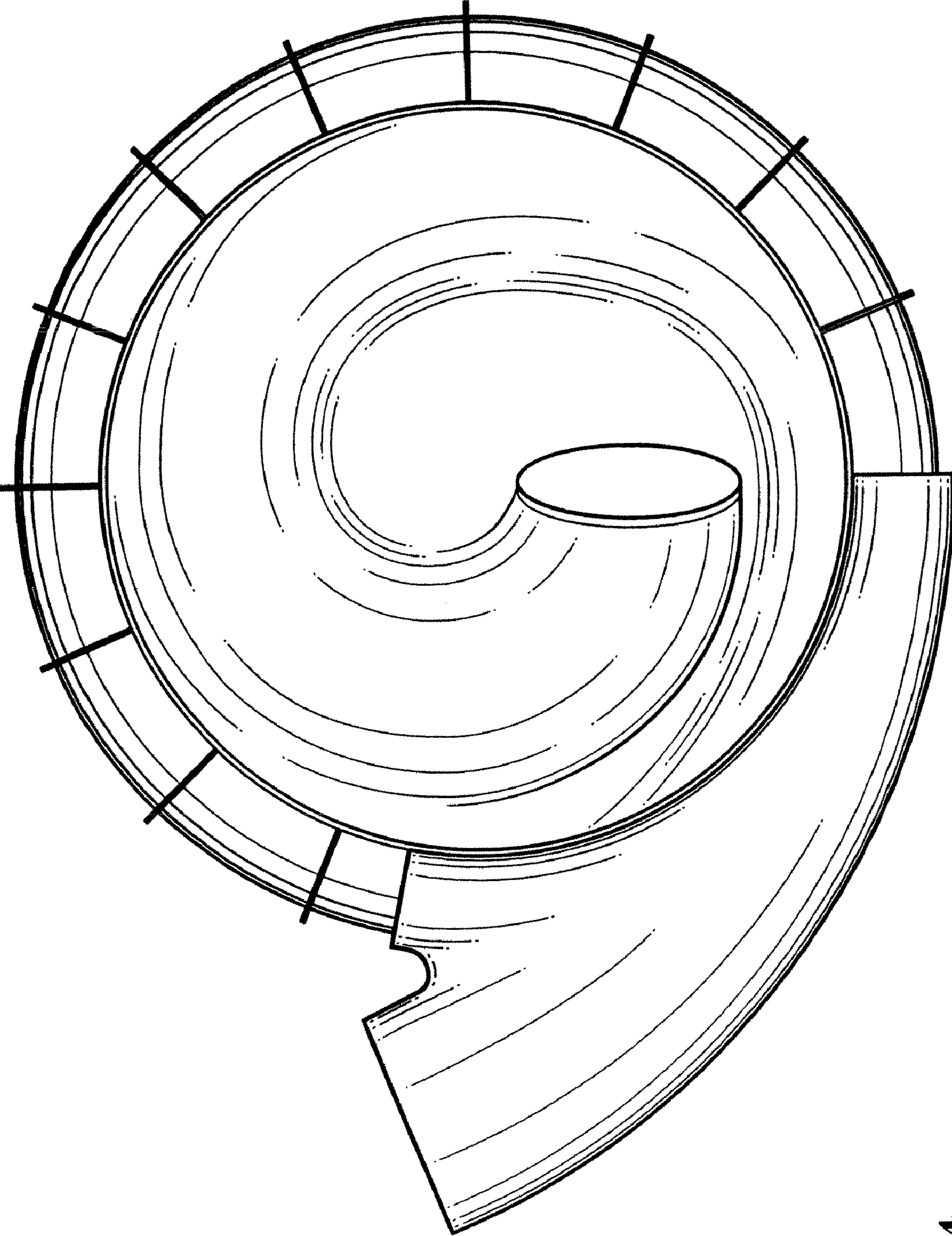


FIG. 4




FIG. 5