

US00D548793S

(12) **United States Design Patent**  
**Oas**

(10) **Patent No.:** **US D548,793 S**

(45) **Date of Patent:** **\*\* Aug. 14, 2007**

(54) **BREAK AWAY PAPER CLIP SHEET**

5,511,661 A \* 4/1996 Karlis et al. .... 206/338  
D380,494 S \* 7/1997 Molenaar ..... D19/65  
D468,357 S \* 1/2003 Rosen ..... D19/65

(76) Inventor: **Daniel Oas**, 6250 No. Irwindale Ave.,  
Irwindale, CA (US) 91702

\* cited by examiner

(\*\*) Term: **14 Years**

*Primary Examiner*—Cathron C. Brooks

*Assistant Examiner*—Austin Murphy

(21) Appl. No.: **29/269,438**

(74) *Attorney, Agent, or Firm*—Edgar W. Averill, Jr.;  
Kenneth L. Green

(22) Filed: **Nov. 29, 2006**

(51) **LOC (8) Cl.** ..... **19-02**

(57) **CLAIM**

(52) **U.S. Cl.** ..... **D19/65**

The ornamental design for the break away paper clip sheet,  
as shown.

(58) **Field of Classification Search** ..... D19/34,

D19/65, 86; D28/40, 92; D11/78.1; 24/67.3,

24/67.9, 326, 552; 248/302; 132/276; 206/338

See application file for complete search history.

**DESCRIPTION**

(56) **References Cited**

FIG. 1 is a top perspective view of the break away paper clip  
sheet showing my new design.

FIG. 2 is a plan view thereof.

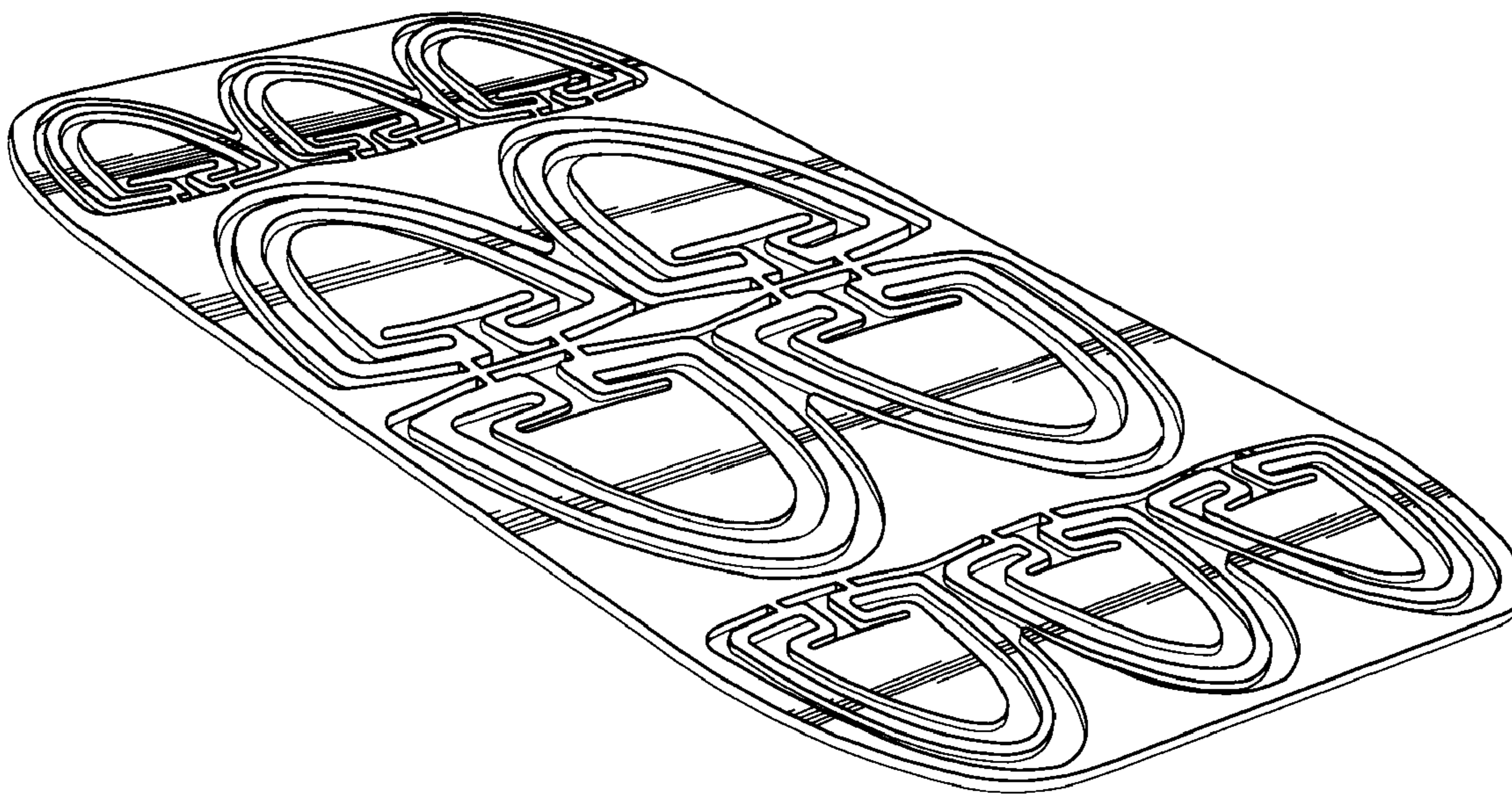
FIG. 3 is a right or left side view thereof; and,

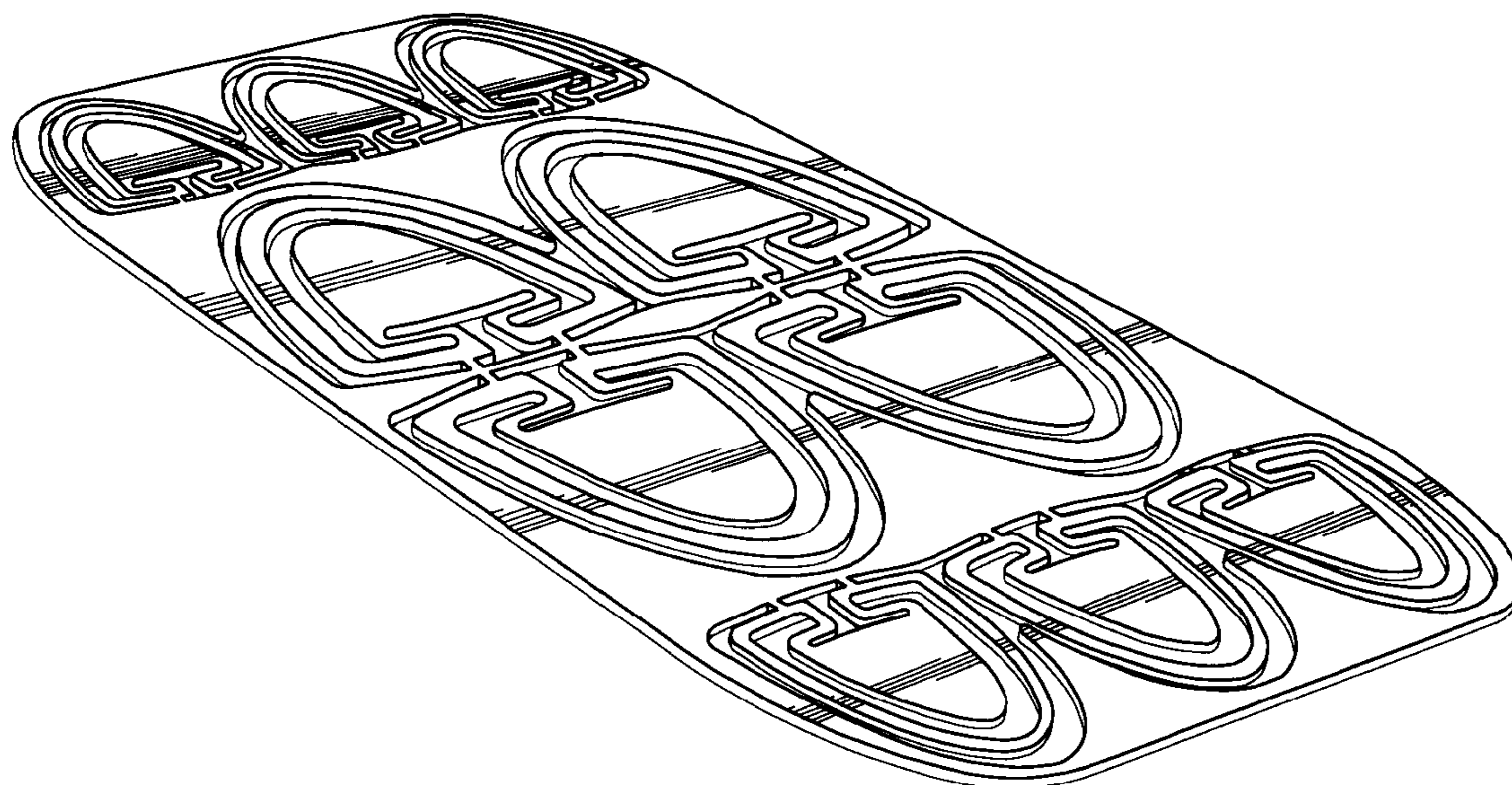
FIG. 4 is a top or bottom view thereof.

U.S. PATENT DOCUMENTS

D293,337 S \* 12/1987 Burgdorf ..... D19/65  
D305,036 S \* 12/1989 Voetsch ..... D19/34  
D344,545 S \* 2/1994 Tsai ..... D19/65  
D356,116 S \* 3/1995 Lorber ..... D19/65


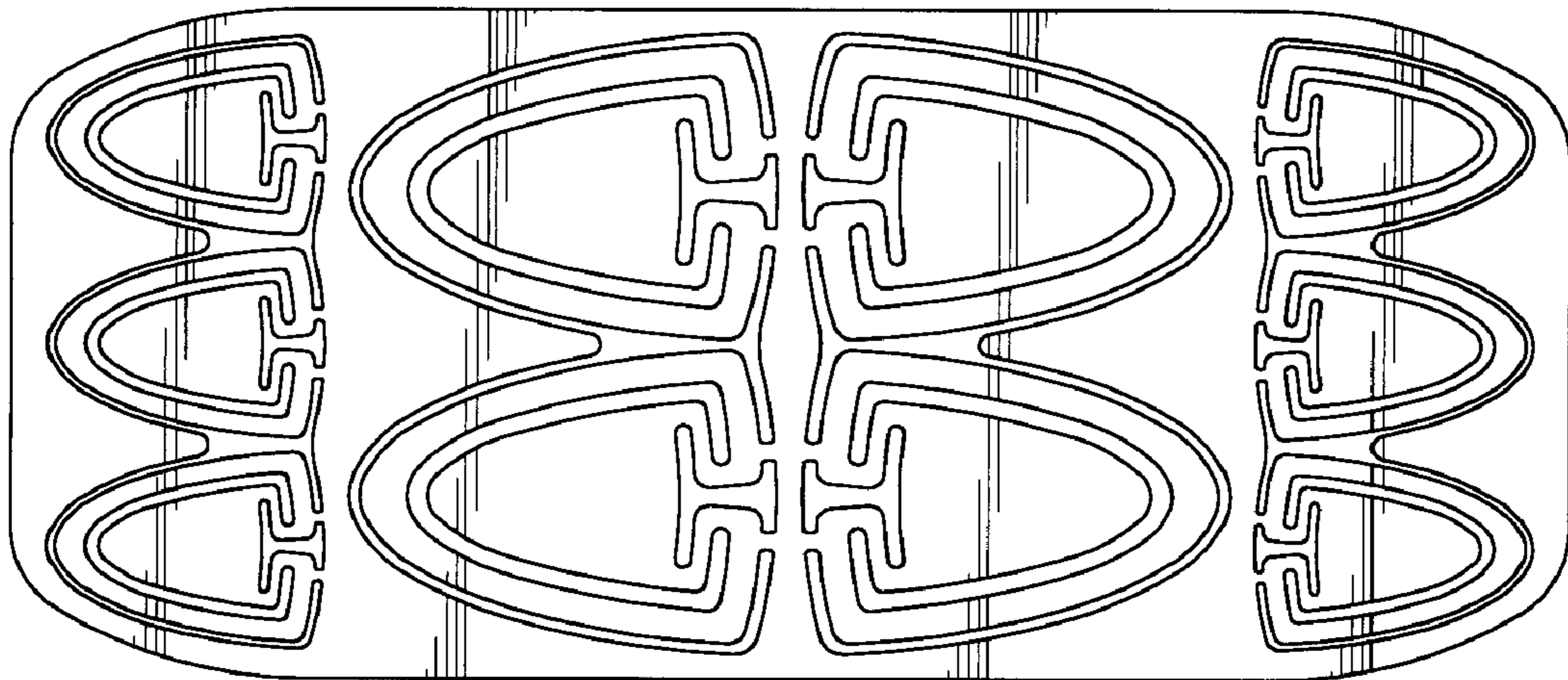
**1 Claim, 2 Drawing Sheets**





*FIG. 1*

*FIG. 2*



*FIG. 3*



*FIG. 4*