



US00D548792S

(12) **United States Design Patent**  
**Lin**

(10) **Patent No.:** **US D548,792 S**

(45) **Date of Patent:** **\*\* Aug. 14, 2007**

(54) **PEN CLIP**

6,592,279 B1 \* 7/2003 Kagel ..... 401/104

(75) Inventor: **Wei Kung Lin**, Tu-cheng (TW)

\* cited by examiner

(73) Assignee: **Dong Guan Szu Mao Stationery Gift Co., Ltd.**, Guang Dong Province (CN)

*Primary Examiner*—Elizabeth A. Albert

(74) *Attorney, Agent, or Firm*—Troxell Law Office, PLLC

(\*\*) Term: **14 Years**

(57) **CLAIM**

(21) Appl. No.: **29/252,216**

The ornamental design for a pen clip, as shown and described.

(22) Filed: **Jan. 20, 2006**

**DESCRIPTION**

(51) **LOC (8) Cl.** ..... **19-06**

(52) **U.S. Cl.** ..... **D19/56**

(58) **Field of Classification Search** ..... D19/36,  
D19/37, 41–51, 53–57; 24/11 R, 11 F, 11 P;  
401/52, 99, 100, 104, 105, 106, 107, 108,  
401/109, 192, 195, 196

See application file for complete search history.

FIG. 1 is a three-dimensional view of a pen clip showing my new design;

FIG. 2 is the front elevational view thereof;

FIG. 3 is the rear elevational view thereof;

FIG. 4 is the left side elevational view thereof

FIG. 5 is the right side elevational view thereof;

FIG. 6 is the top elevational view thereof; and,

FIG. 7 is the bottom elevational view thereof.

The broken lines showing environment are included for information purposes only and form no part of the claimed design.

(56) **References Cited**

**U.S. PATENT DOCUMENTS**

D195,015 S *	4/1963	Levy	.....	D19/56
4,017,195 A *	4/1977	Jahraus	.....	401/104
D353,621 S *	12/1994	Chen	.....	D19/57
D436,624 S *	1/2001	Zier	.....	D19/48
D452,272 S *	12/2001	Bonnamour	.....	D19/43

**1 Claim, 4 Drawing Sheets**

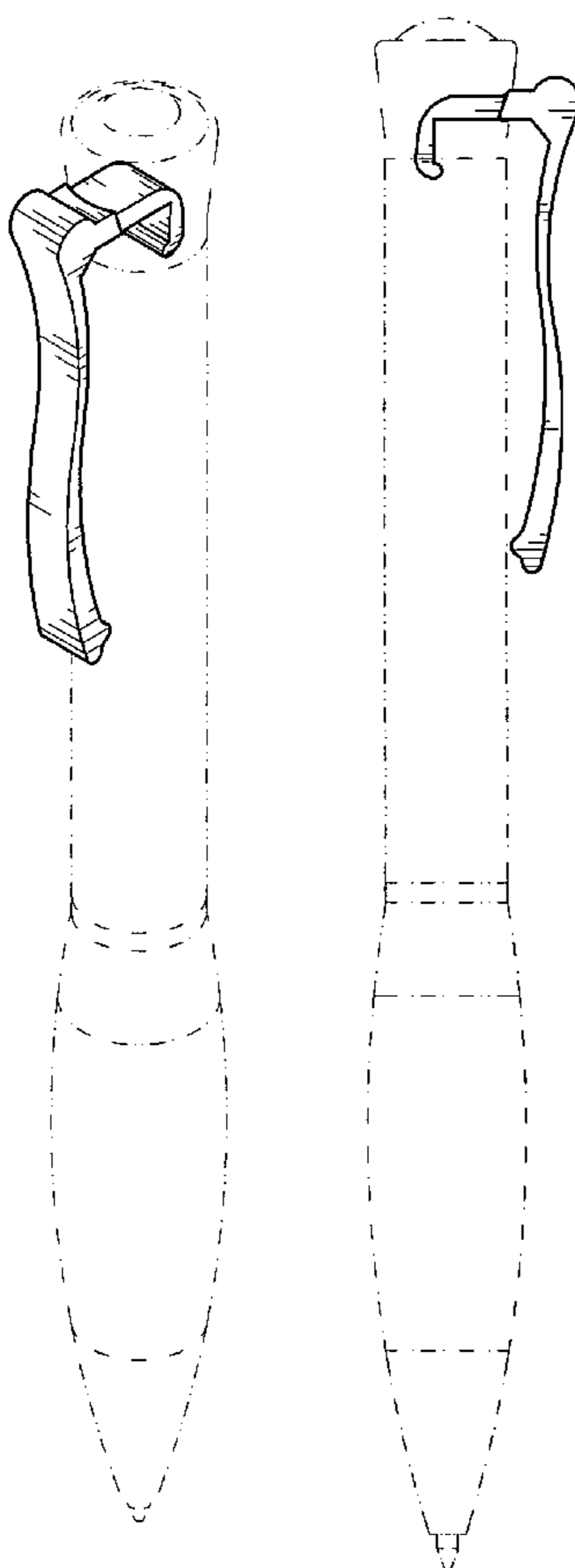




FIG. 1



FIG. 2



FIG. 3




FIG. 4

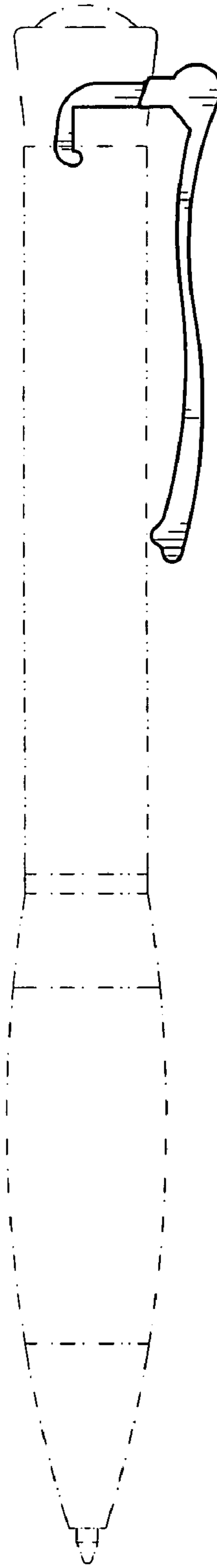


FIG. 5

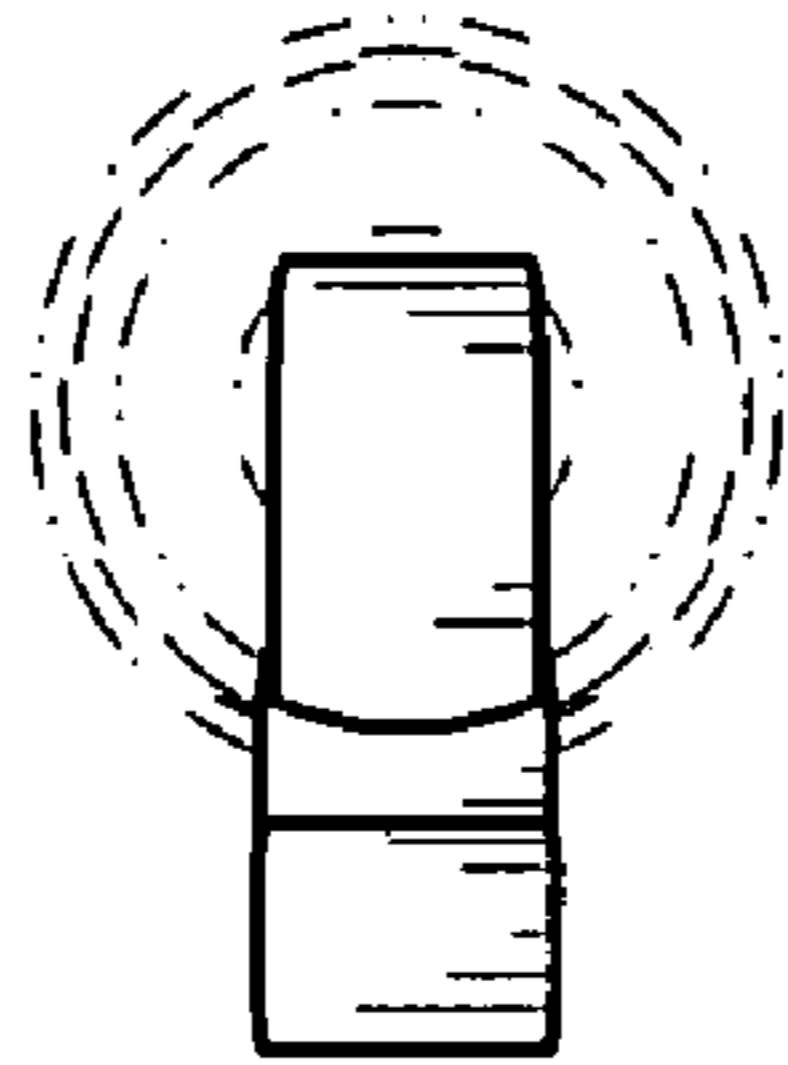


FIG. 6

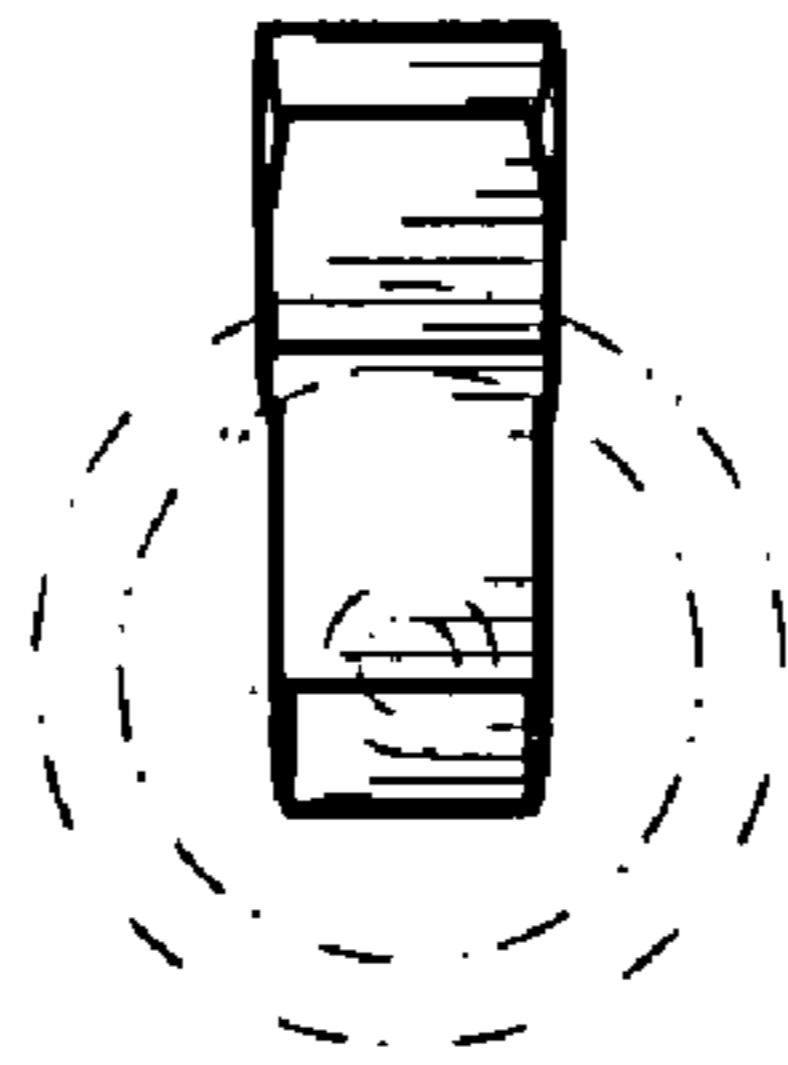


FIG. 7