

US00D548790S

(12) **United States Design Patent**
Lin

(10) **Patent No.:** **US D548,790 S**

(45) **Date of Patent:** **** Aug. 14, 2007**

(54) **PEN CAP**

(75) Inventor: **Wei Kung Lin**, Tu-cheng (TW)

(73) Assignee: **Dong Guan Szu Mao Stationery Gifts Co., Ltd.**, Guang Dong Province (CN)

(**) Term: **14 Years**

(21) Appl. No.: **29/252,214**

(22) Filed: **Jan. 20, 2006**

(51) **LOC (8) Cl.** **19-06**

(52) **U.S. Cl.** **D19/54**

(58) **Field of Classification Search** D19/36,
D19/37, 41-51, 53-57; 24/11 R, 11 F, 11 P;
401/52, 99, 100, 104, 105, 106, 107, 108,
401/109, 192, 195, 196

See application file for complete search history.

(56) **References Cited**

U.S. PATENT DOCUMENTS

1,346,711	A *	7/1920	Holmes	401/52
D57,397	S *	3/1921	Taussig	D19/46
1,589,260	A *	6/1926	Steffan et al.	401/52
D70,575	S *	7/1926	Parker	D19/46
1,975,531	A *	10/1934	Aronson	431/127
2,505,267	A *	4/1950	Alexander	401/17
D229,109	S *	11/1973	Lanoie	D19/46

D338,915	S *	8/1993	Willat	D19/51
D344,541	S *	2/1994	Guo	D19/44
D467,972	S *	12/2002	Chodat	D19/57
D494,217	S *	8/2004	Tien	D19/51

* cited by examiner

Primary Examiner—Elizabeth A. Albert

(74) *Attorney, Agent, or Firm*—Troxell Law Office, PLLC

(57) **CLAIM**

The ornamental design for a pen cap, as shown and described.

DESCRIPTION

FIG. 1 is a three-dimensional view of a pen cap showing my new design;

FIG. 2 is the front elevational view thereof;

FIG. 3 is the rear elevational view thereof;

FIG. 4 is the left side elevational view thereof

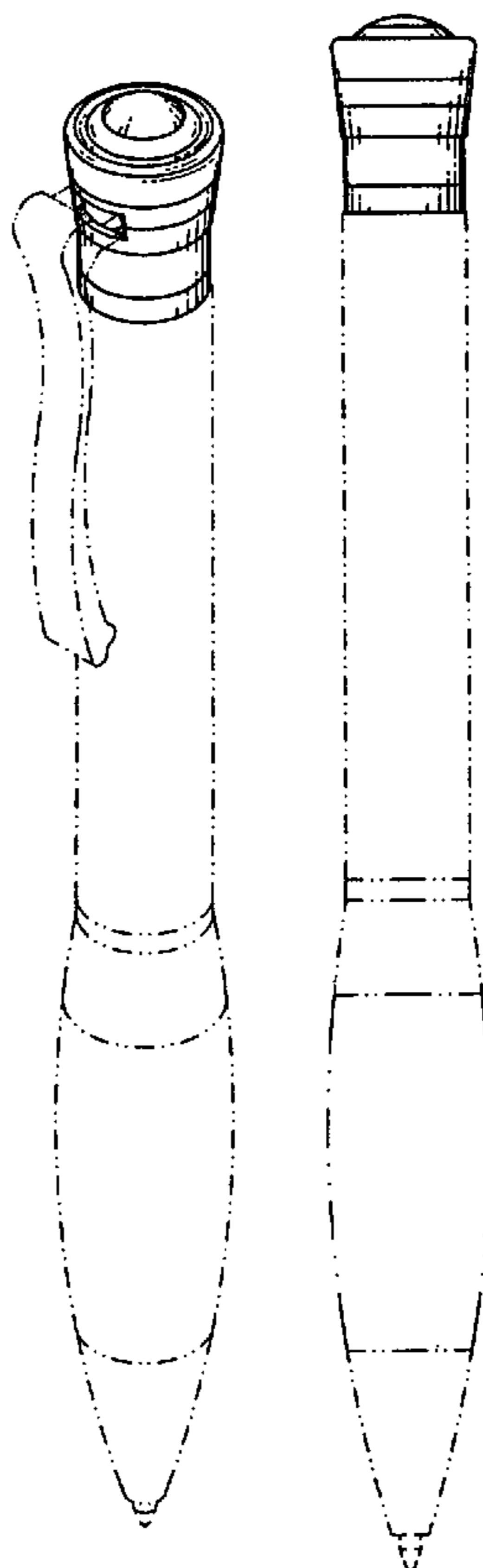
FIG. 5 is the right side elevational view thereof;

FIG. 6 is the top elevational view thereof; and,

FIG. 7 is the bottom elevational view thereof.

The broken lines showing environment are included for information purposes only and form no part of the claimed design.

1 Claim, 4 Drawing Sheets



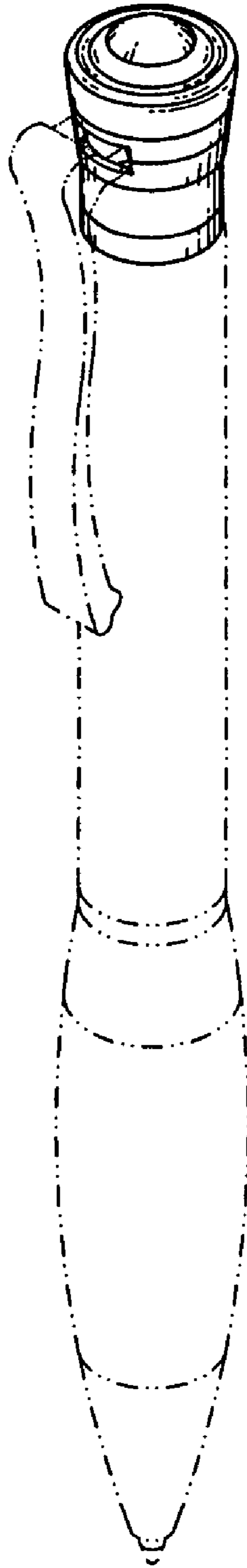


FIG. 1




FIG. 2




FIG. 3

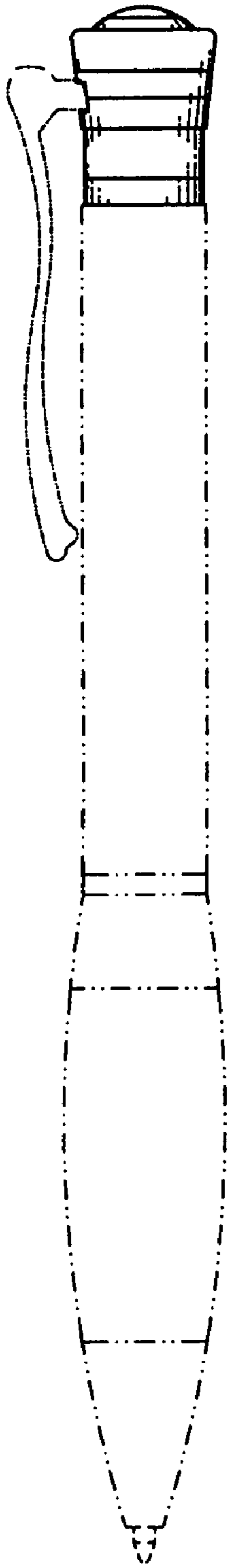


FIG. 4

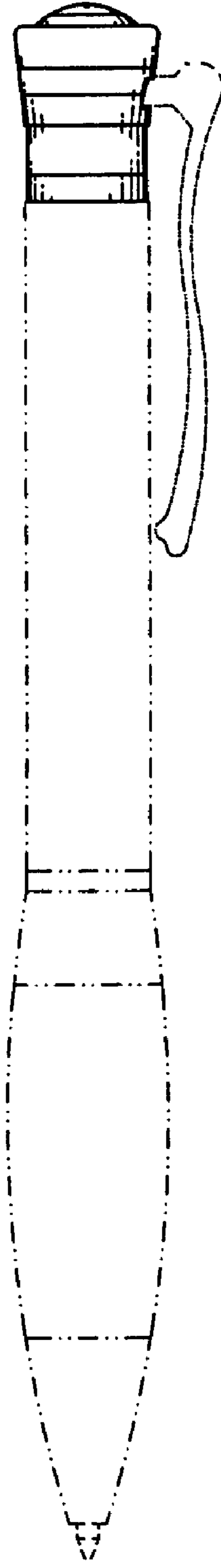


FIG. 5

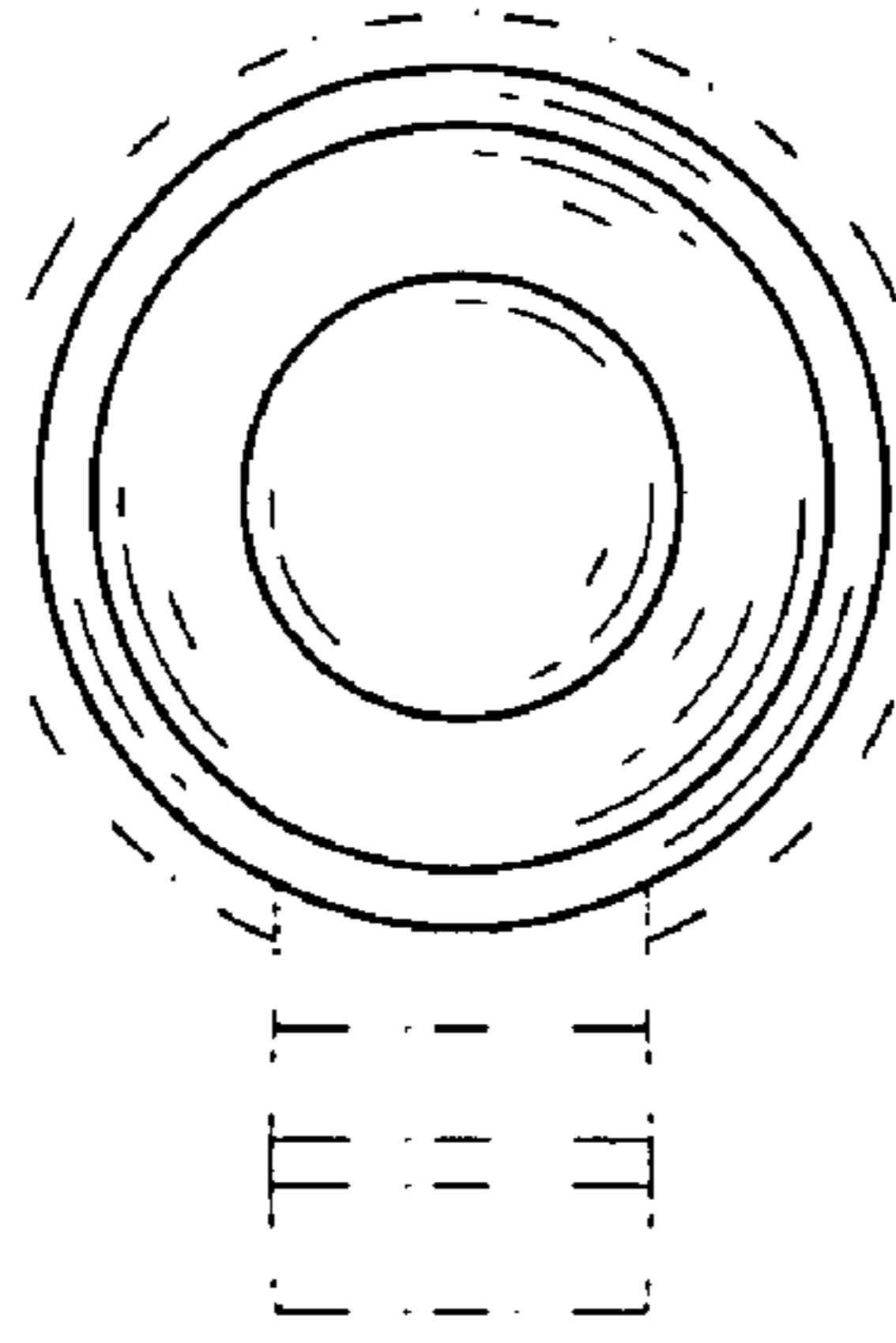


FIG. 6

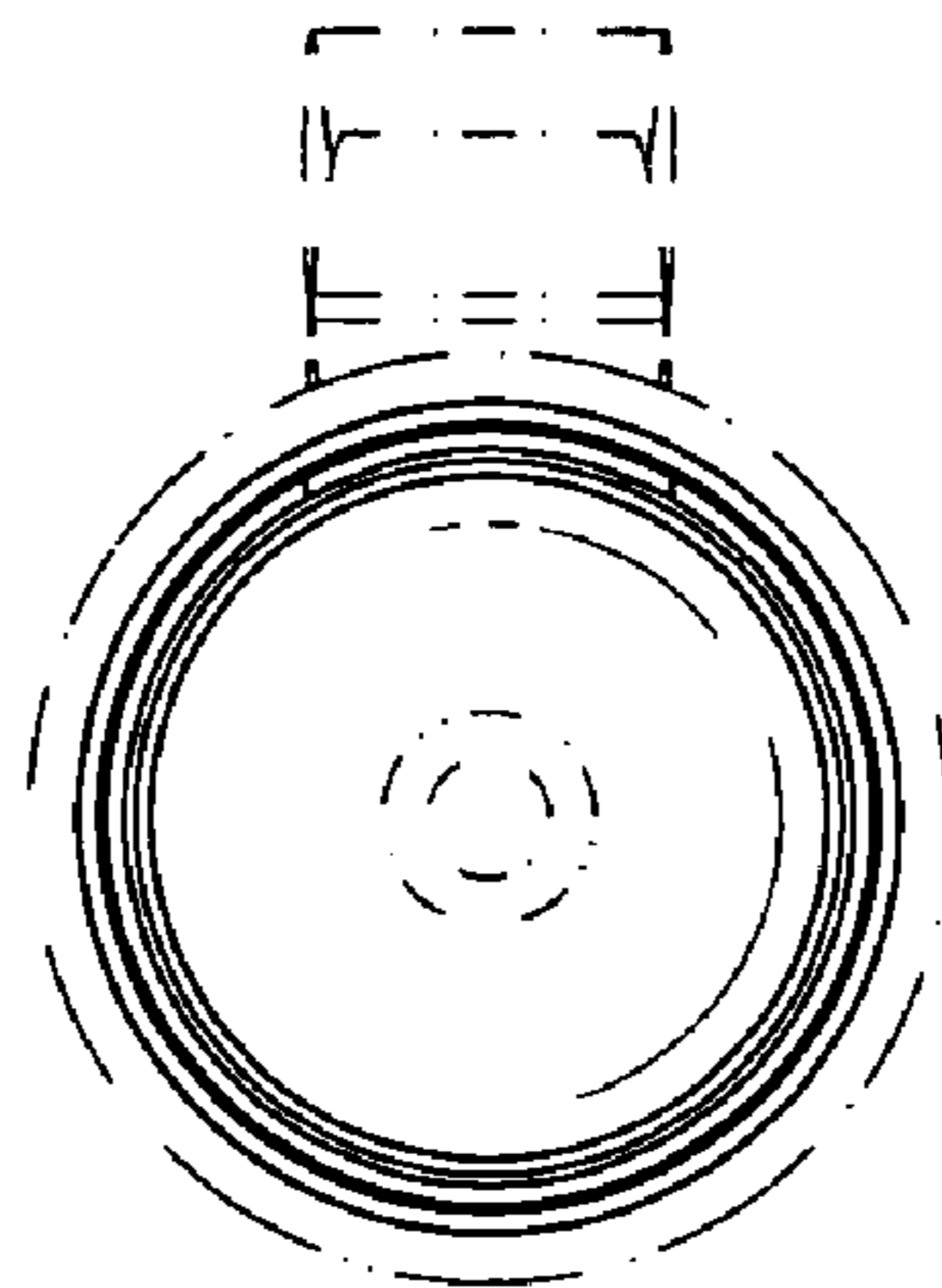


FIG. 7