



US00D548788S

(12) **United States Design Patent**
Anand

(10) **Patent No.:** **US D548,788 S**

(45) **Date of Patent:** **** Aug. 14, 2007**

(54) **RETRACTABLE PEN**

D509,853 S 9/2005 Anand
D512,457 S 12/2005 Anand
D512,459 S 12/2005 Anand
D532,821 S * 11/2006 Banderet D19/51

(75) Inventor: **Devendra S. Anand**, Mumbai (IN)

(73) Assignee: **Anand International** (IN)

(**) Term: **14 Years**

(21) Appl. No.: **29/238,176**

(22) Filed: **Sep. 12, 2005**

(51) **LOC (8) Cl.** **19-06**

(52) **U.S. Cl.** **D19/50**

(58) **Field of Classification Search** D19/35,
D19/36, 41-51, 54-57; 24/11 R, 11 F, 11 P;
401/52, 99, 100, 104, 105, 106, 107, 108,
401/109, 192, 195

See application file for complete search history.

(56) **References Cited**

U.S. PATENT DOCUMENTS

D459,757 S * 7/2002 Oka D19/57
D460,114 S * 7/2002 Oka D19/57
D494,218 S 8/2004 Anand
D495,001 S 8/2004 Anand
D496,401 S 9/2004 Anand
D498,791 S * 11/2004 Morrow D19/56
D499,142 S * 11/2004 Morrow D19/50
D508,717 S 8/2005 Anand
D509,852 S 9/2005 Anand

* cited by examiner

Primary Examiner—Elizabeth A. Albert

(74) *Attorney, Agent, or Firm*—St. Onge Steward Johnston & Reens LLC

(57) **CLAIM**

The ornamental design for retractable pen, as shown and described.

DESCRIPTION

FIG. 1 is a perspective view of a retractable pen in accordance with the new design;

FIG. 2 is a front elevational view thereof;

FIG. 3 is a side elevational view thereof;

FIG. 4 is a rear elevational view thereof;


FIG. 5 is a top plan view thereof;

FIG. 6 is a bottom plan view thereof; and,

FIG. 7 is a side elevational view thereof.

The stippling shown on the grip and upper portion of the pen represents a surface texture.

1 Claim, 6 Drawing Sheets



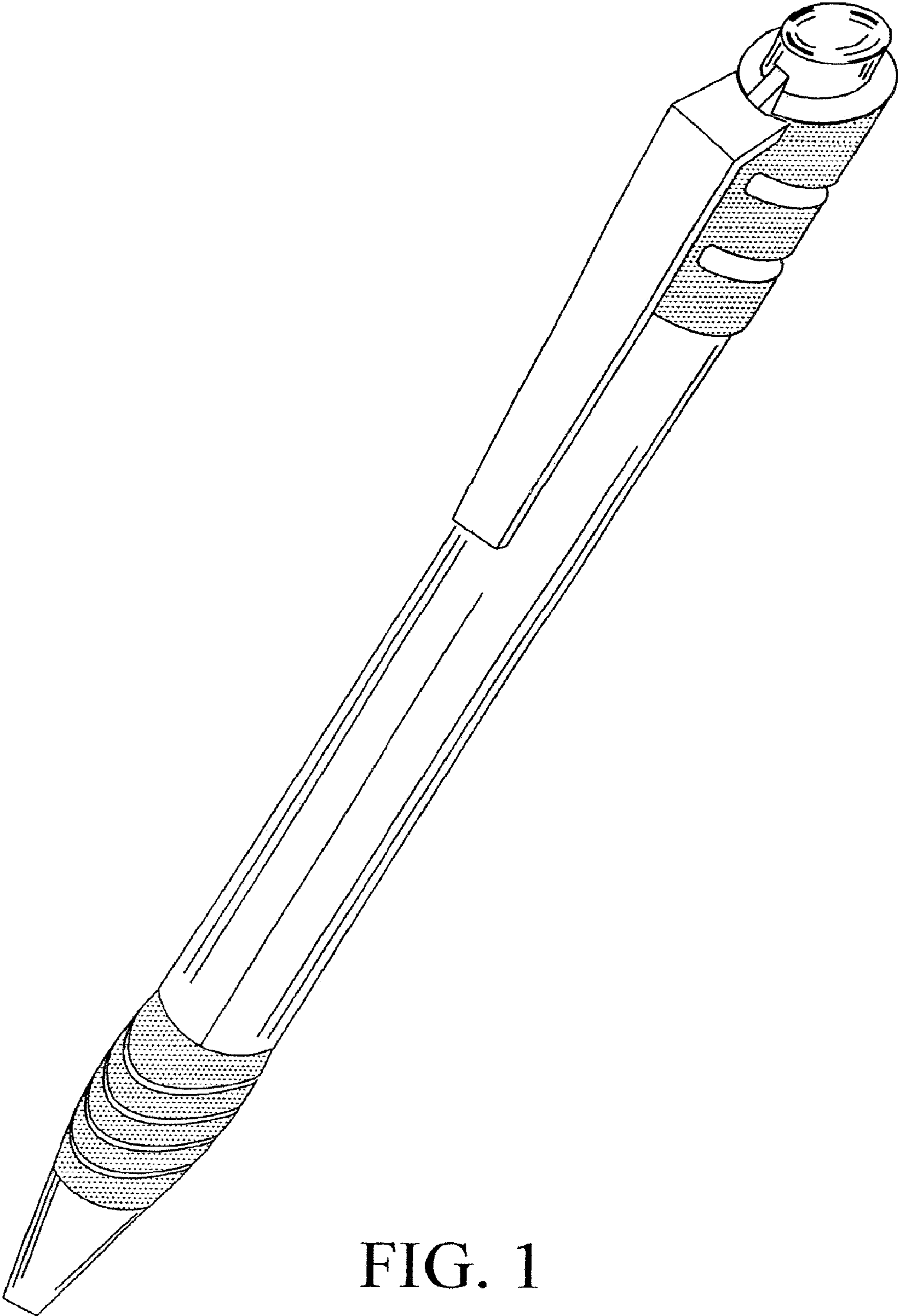


FIG. 1

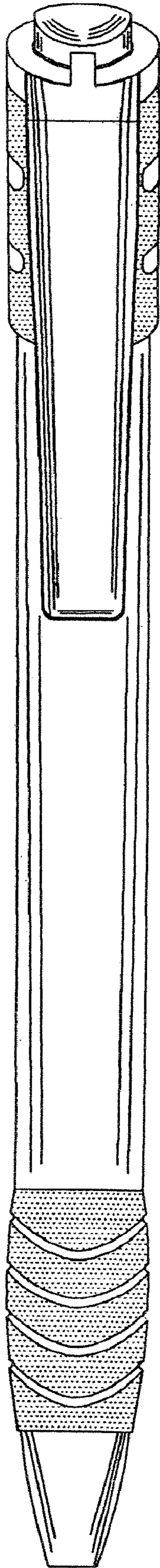


FIG. 2

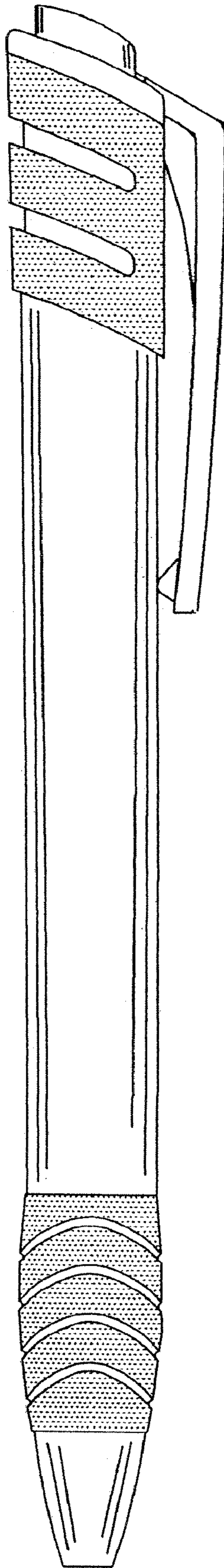


FIG. 3




FIG. 4

FIG. 5

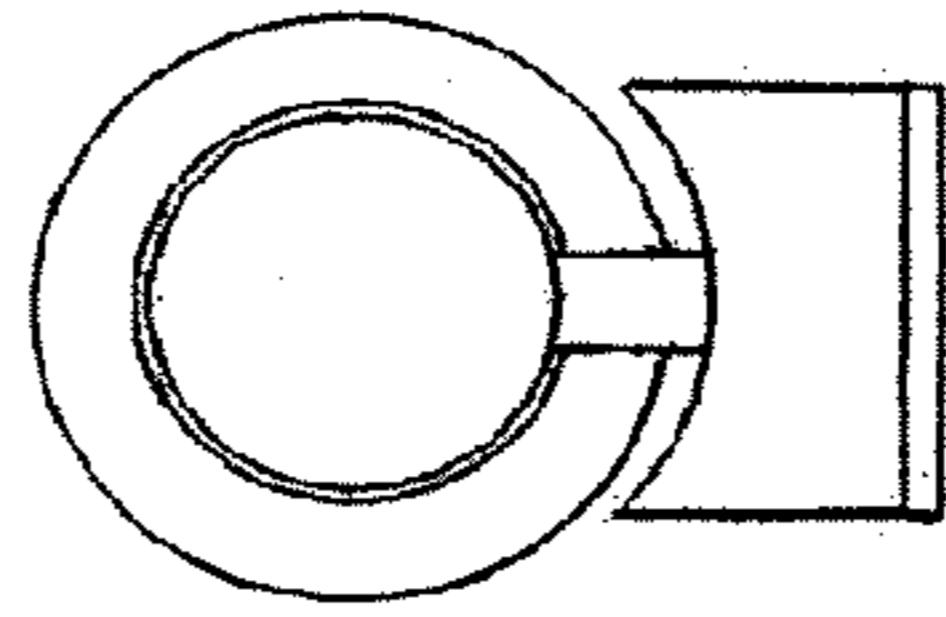
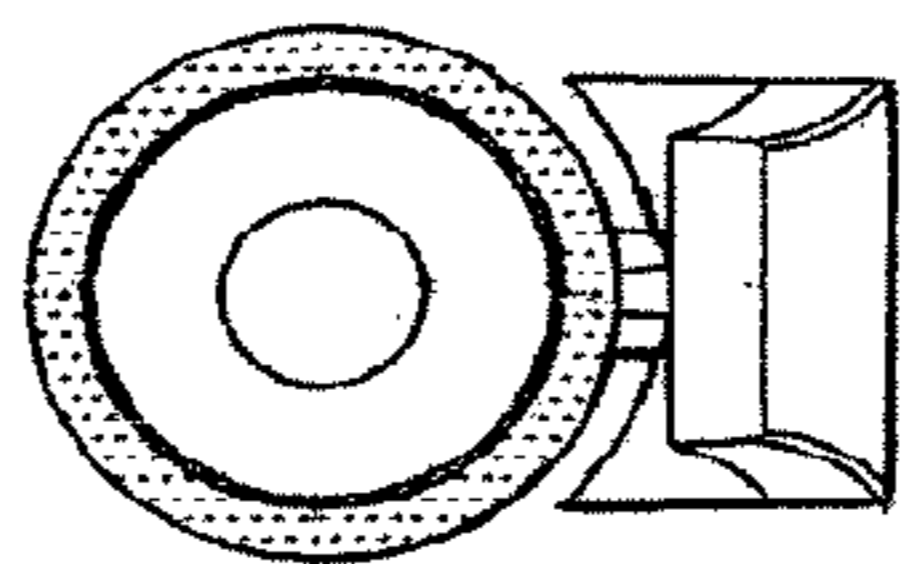


FIG. 6



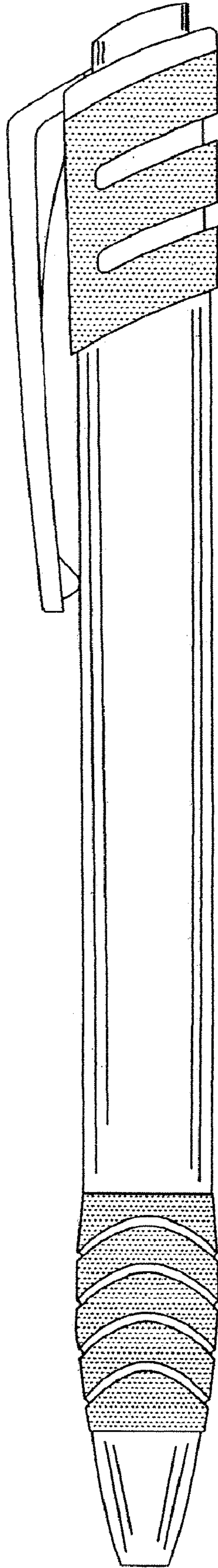


FIG. 7