



US00D548787S

(12) **United States Design Patent**
Slemp

(10) **Patent No.:** **US D548,787 S**

(45) **Date of Patent:** **** Aug. 14, 2007**

(54) **BALLPOINT PEN**

(75) Inventor: **Alexander Slemp**, Wolfach (DE)

(73) Assignee: **Klio-Eterna Schreibgerate GmbH & Co KG**, Wolfach (DE)

(**) Term: **14 Years**

(21) Appl. No.: **29/262,151**

(22) Filed: **Jun. 27, 2006**

(30) **Foreign Application Priority Data**

Feb. 16, 2006 (EM) 000480819

(51) **LOC (8) Cl.** **19-06**

(52) **U.S. Cl.** **D19/48**

(58) **Field of Classification Search** D19/35,
D19/36, 41-51, 53-57; 24/11 R, 11 F, 11 P;
401/52, 99, 100, 104, 105, 106, 107, 108,
401/109, 192, 195, 196

See application file for complete search history.

(56) **References Cited**

U.S. PATENT DOCUMENTS

D269,189 S * 5/1983 Sakaoka D19/48
D288,825 S * 3/1987 Thompson et al. D19/48

D321,718 S * 11/1991 Ambasz D19/48
D357,275 S * 4/1995 Covington et al. D19/42
D363,739 S * 10/1995 Petrillo D19/48
D453,354 S * 2/2002 Ikenaga et al. D19/36
D489,089 S * 4/2004 Losel D19/48
D500,792 S * 1/2005 Bain et al. D19/48
D506,503 S * 6/2005 Qiu D19/48

* cited by examiner

Primary Examiner—Elizabeth A. Albert

(74) *Attorney, Agent, or Firm*—Volpe & Koenig PC

(57) **CLAIM**

The ornamental design for a ballpoint pen, as shown and described.

DESCRIPTION

FIG. 1 is a front elevation view of a ballpoint pen according to my new design;

FIG. 2 is a bottom view of the ballpoint pen of FIG. 1;

FIG. 3 is a top view of the ballpoint pen of FIG. 1;

FIG. 4 is a right side view of the ballpoint pen of FIG. 1, the left side view being a mirror image thereof; and,

FIG. 5 is a rear view of the ballpoint pen of FIG. 1.

1 Claim, 1 Drawing Sheet

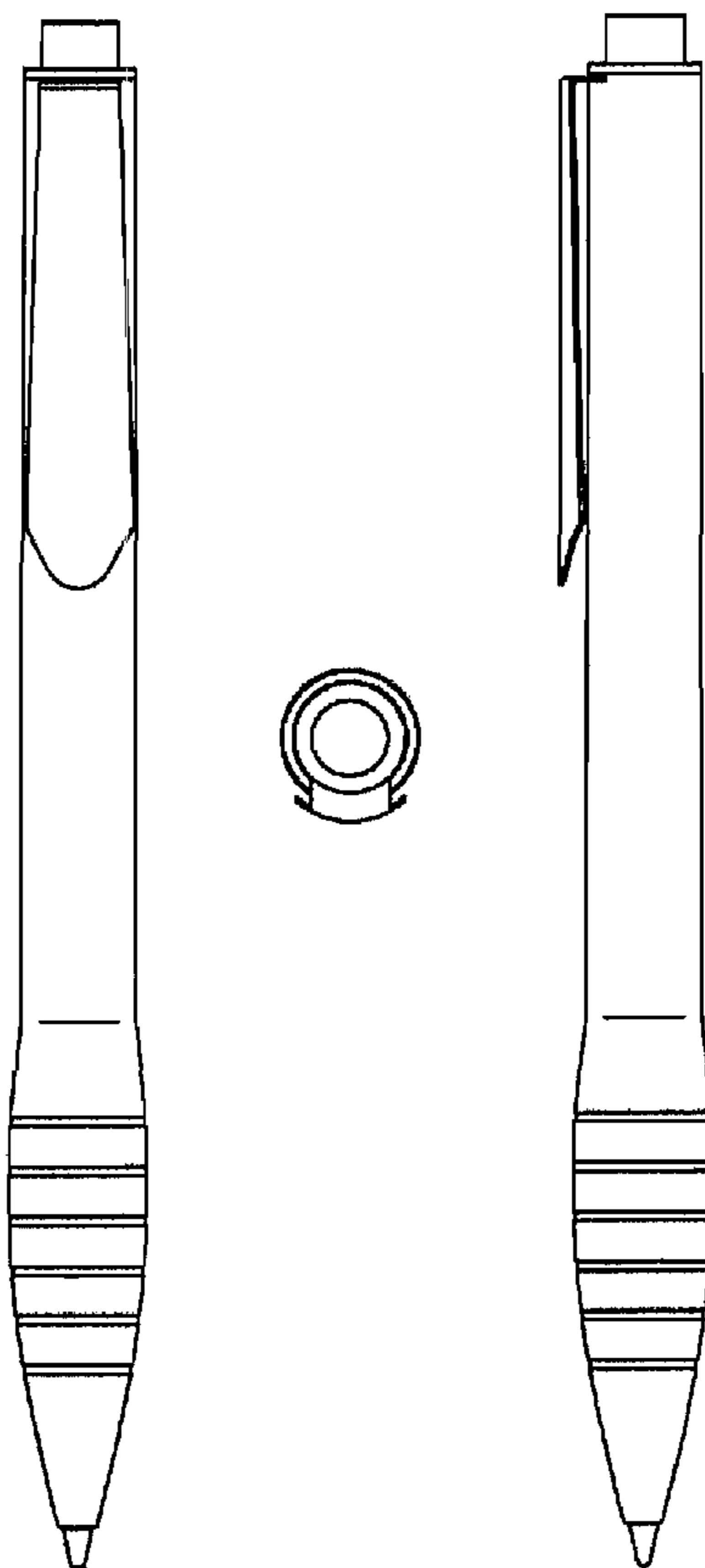




FIG. 2




FIG. 4




FIG. 1

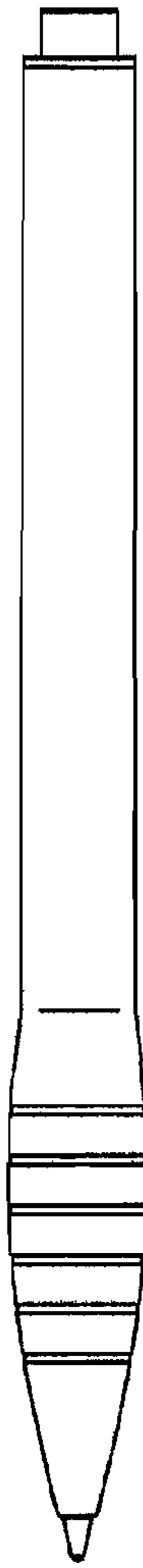


FIG. 5



FIG. 3