



US00D548783S

(12) **United States Design Patent** (10) **Patent No.:** **US D548,783 S**
Dixon (45) **Date of Patent:** **** Aug. 14, 2007**

(54) **STORE FOLDER FOR AN INSTRUCTION MANUAL**

(75) Inventor: **Steve Dixon**, Pfalzgrafenweiler (DE)

(73) Assignee: **Karl Storz GmbH & Co. KG** (DE)

(**) Term: **14 Years**

(21) Appl. No.: **29/243,794**

(22) Filed: **Nov. 30, 2005**

(30) **Foreign Application Priority Data**

Sep. 13, 2005 (EM) 000400635

(51) **LOC (8) Cl.** **19-04**

(52) **U.S. Cl.** **D19/26**

(58) **Field of Classification Search** D19/26,
D19/27, 28, 29, 30, 31, 32, 33; D3/201,
D3/249, 247; 283/64, 63.1; 281/29, 38,
281/27.3, 15.1, 27.2; 402/3, 4, 31, 19; 206/472
See application file for complete search history.

(56) **References Cited**

U.S. PATENT DOCUMENTS

2,852,275 A * 9/1958 Brook 281/31
D374,037 S * 9/1996 Wyant et al. D19/26
D407,434 S * 3/1999 Moor D19/32
6,039,494 A * 3/2000 Pearce 402/73
D436,372 S * 1/2001 Moor D19/32
6,241,285 B1 * 6/2001 Duhr-Kravitz et al. 281/29
D449,854 S * 10/2001 Mochizuki D19/32

D453,788 S * 2/2002 Nakaji D19/33
6,666,610 B1 * 12/2003 Moor et al. 402/79
6,695,519 B2 * 2/2004 Tims et al. 402/73
6,742,811 B2 * 6/2004 Mazza 283/40
7,037,021 B2 * 5/2006 Raschke 402/79
D523,474 S * 6/2006 Hayes-Roby D19/26
D529,087 S * 9/2006 Dixon D19/27
D530,743 S * 10/2006 Ong D19/26
D532,819 S * 11/2006 Kleissler et al. D19/33
2004/0178622 A1 * 9/2004 Hengsbach 281/29

OTHER PUBLICATIONS

Storz Advertising Literature—Urology Instructions—Instruments and Accessories for Urology; Jan. 2003; 2 pages.
Storz Advertising Literature—Instruction Manual—SAWALHE Electro-mechanical Morcellator Models; 2 pages.

* cited by examiner

Primary Examiner—Cathron C. Brooks

Assistant Examiner—Austin Murphy

(74) *Attorney, Agent, or Firm*—St. Onge Steward Johnston & Reens LLC

(57) **CLAIM**


The ornamental design for store folder for an instruction manual, as shown and described.

DESCRIPTION

FIG. 1 is a front view of a store folder for an instruction manual in accordance with the new design; and,

FIG. 2 is a rear view thereof.

1 Claim, 2 Drawing Sheets



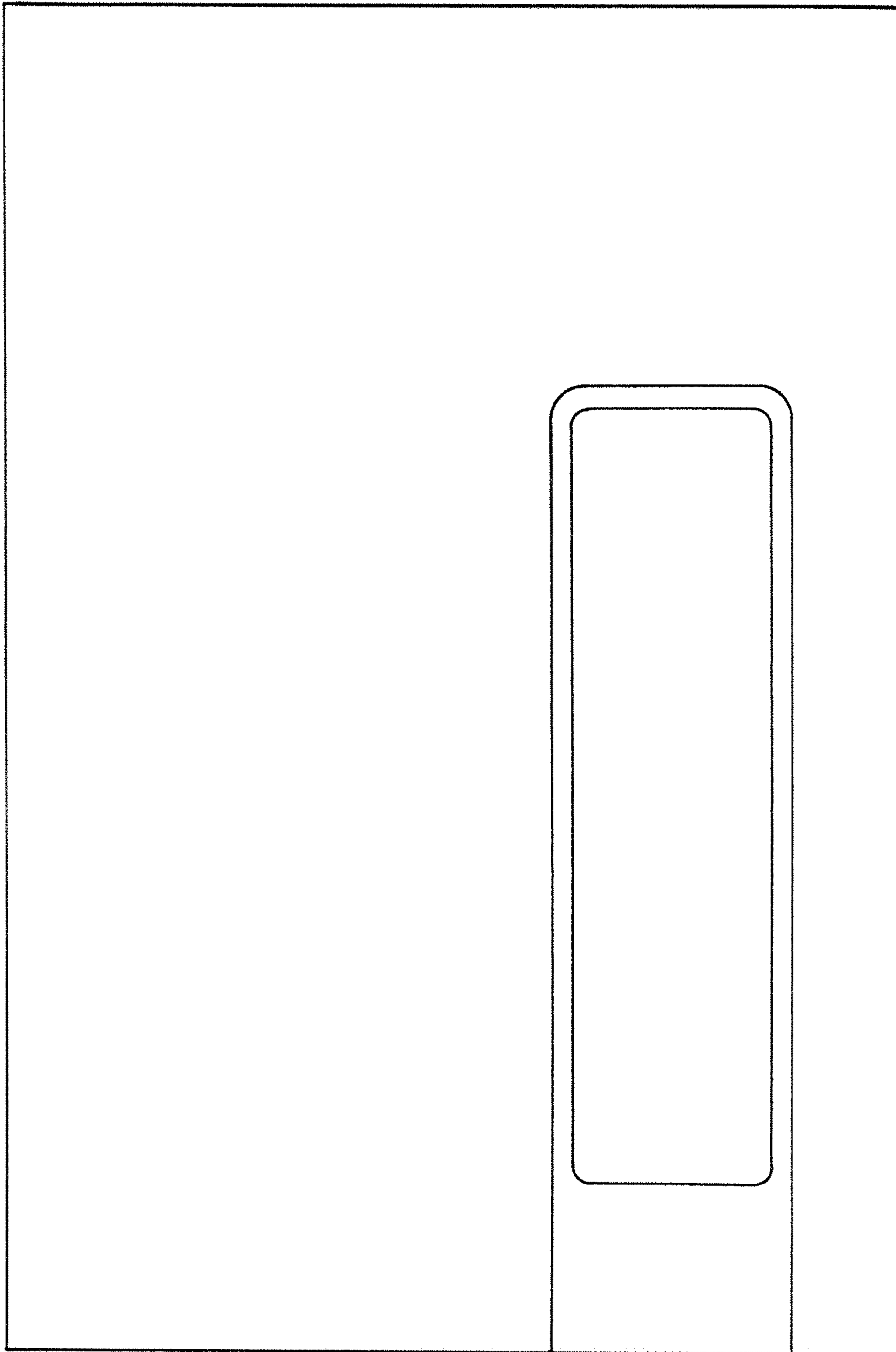


FIG. 1

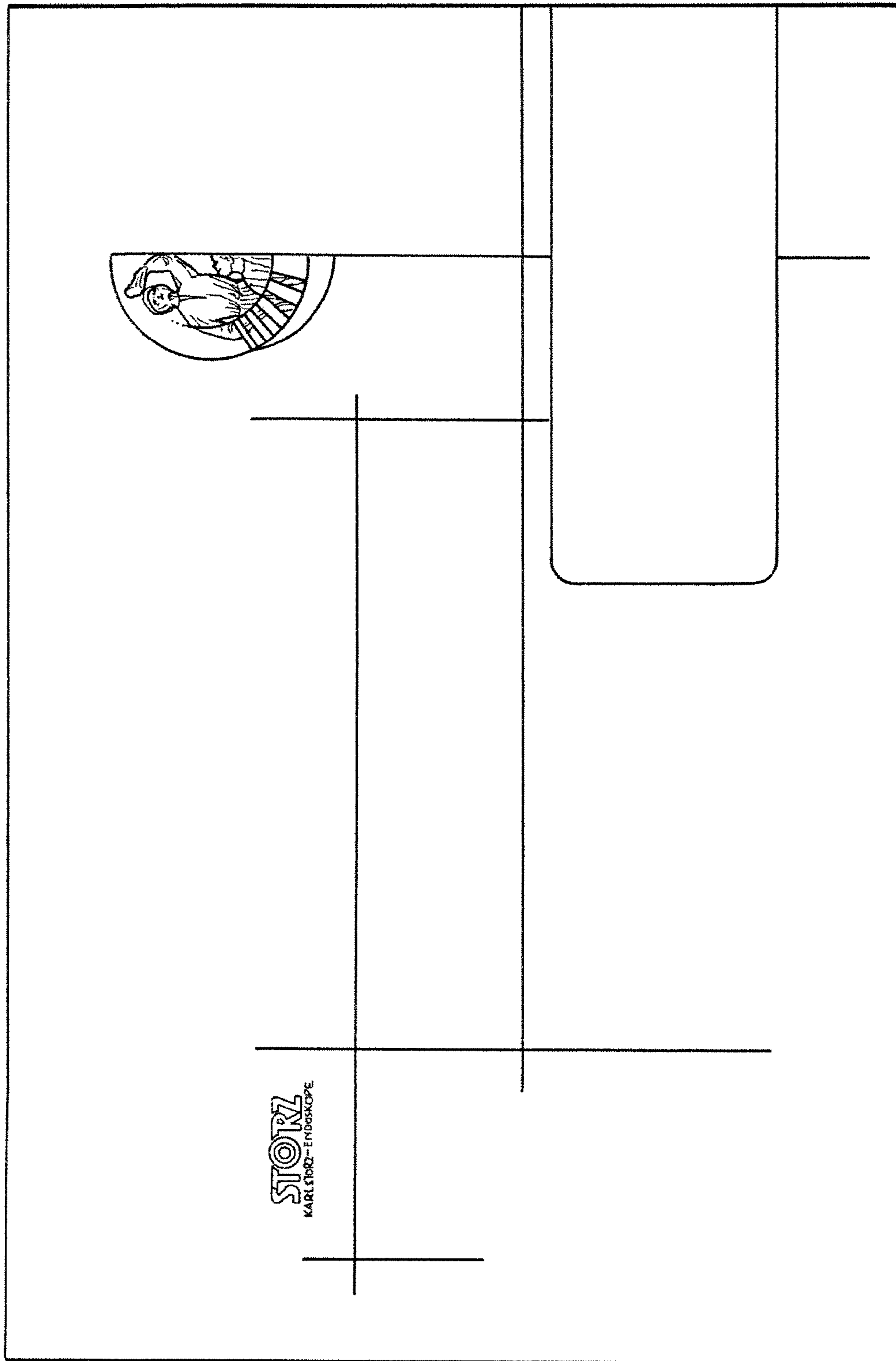


FIG. 2