

US00D548765S

(12) **United States Design Patent** (10) **Patent No.:** **US D548,765 S**
Kotera et al. (45) **Date of Patent:** **** Aug. 14, 2007**

(54) **SCREEN FOR PROJECTION**

(75) Inventors: **Masayuki Kotera**, Shiso (JP);
Masayuki Okumura, Shiso (JP)

(73) Assignee: **OS MFG Co., Ltd**, Shiso-Shi (JP)

(**) Term: **14 Years**

(21) Appl. No.: **29/236,000**

(22) Filed: **Aug. 10, 2005**

(30) **Foreign Application Priority Data**

Feb. 10, 2005 (JP) D2005-003518

(51) **LOC (8) Cl.** **16-05**

(52) **U.S. Cl.** **D16/241; D16/235**

(58) **Field of Classification Search** D20/10;
D6/300, 309, 310; D16/241, 235; 362/320,
362/352, 319; 396/3, 4; 160/24, 37, 38,
160/39, 351; 359/443, 461, 459, 460; 400/700
See application file for complete search history.

(56) **References Cited**

U.S. PATENT DOCUMENTS

1,897,273	A *	2/1933	Nagel	160/24
1,915,944	A *	6/1933	Nagel	160/24
2,862,552	A *	12/1958	Franz	160/351
3,324,928	A *	6/1967	Muller	160/24
D323,338	S *	1/1992	Court	D16/241
6,297,905	B1 *	10/2001	Takamoto et al.	359/461
D490,835	S *	6/2004	Kotera	D16/241
2004/0036970	A1 *	2/2004	Kamei	359/443
2005/0174638	A1 *	8/2005	Kotera	359/461

* cited by examiner

Primary Examiner—Ian Simmons

Assistant Examiner—Wan Laymon

(74) *Attorney, Agent, or Firm*—Armstrong, Kratz, Quintos,
Hanson, & Brooks, LLP.

(57) **CLAIM**

The ornamental design for a screen for projection, as shown and described.

DESCRIPTION

FIG. 1 is a front view of the screen for projection showing our new design, shown in a closed condition;

FIG. 2 is a back view thereof;

FIG. 3 is a left side view thereof;

FIG. 4 is a right side view thereof;

FIG. 5 is a top plan view thereof;

FIG. 6 is a bottom plan view thereof;

FIG. 7 is an enlarged left side view thereof;

FIG. 8 is an enlarged right side view thereof;

FIG. 9 is a perspective view thereof;

FIG. 10 is a front view thereof, with the screen shown in an open condition;

FIG. 11 is a back view thereof;

FIG. 12 is a left side view thereof; and,

FIG. 13 is a back side view thereof, shown with the hook bar separated for ease of illustration.

1 Claim, 8 Drawing Sheets



FIG.1

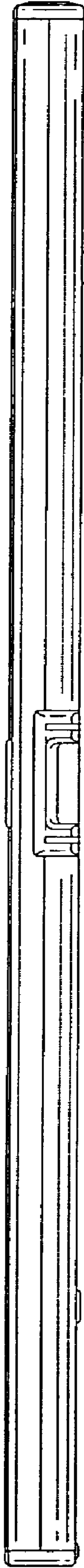


FIG.2




FIG.3



FIG.4



FIG.5

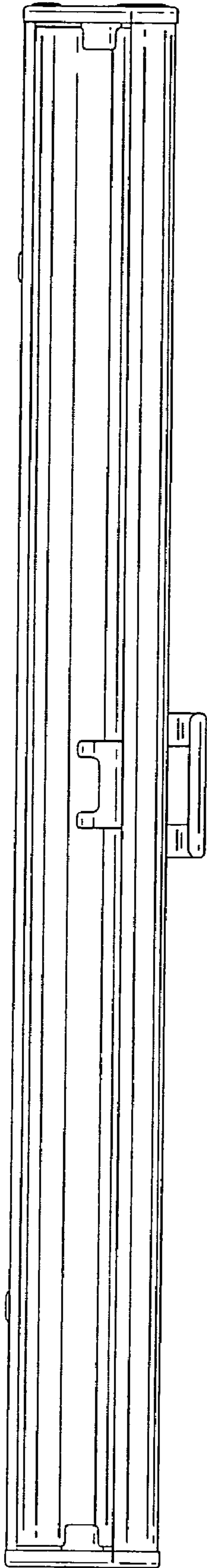


FIG.6

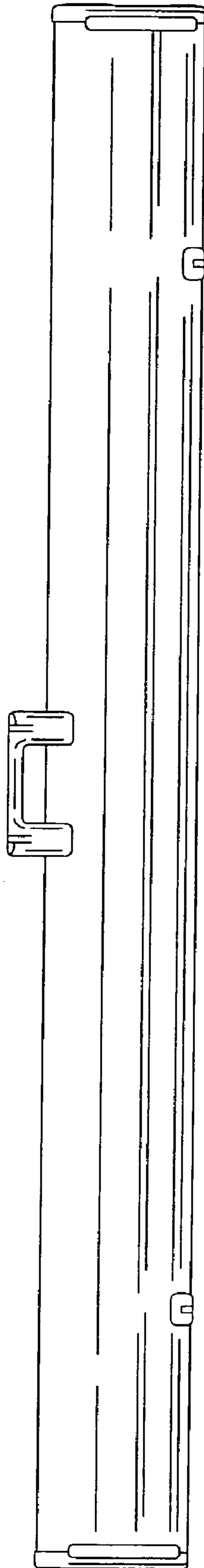


FIG.7

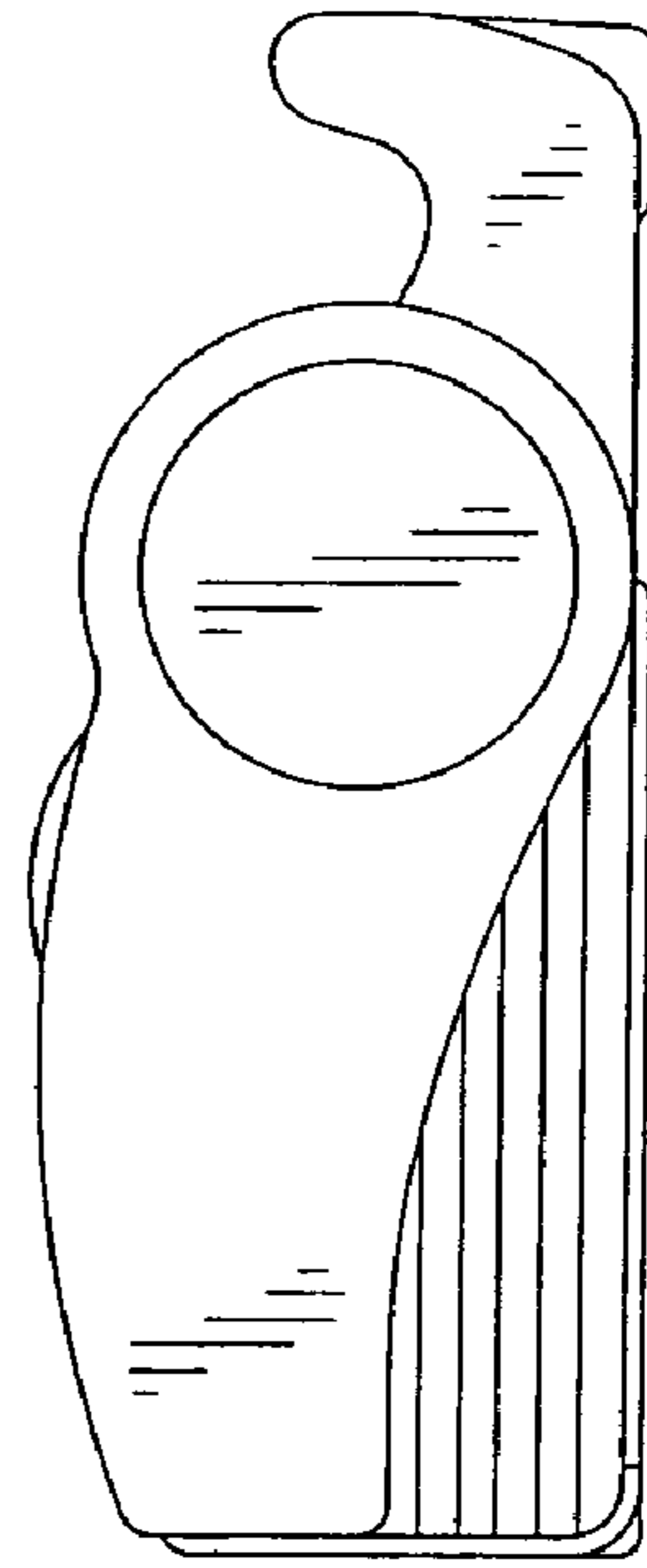


FIG. 8

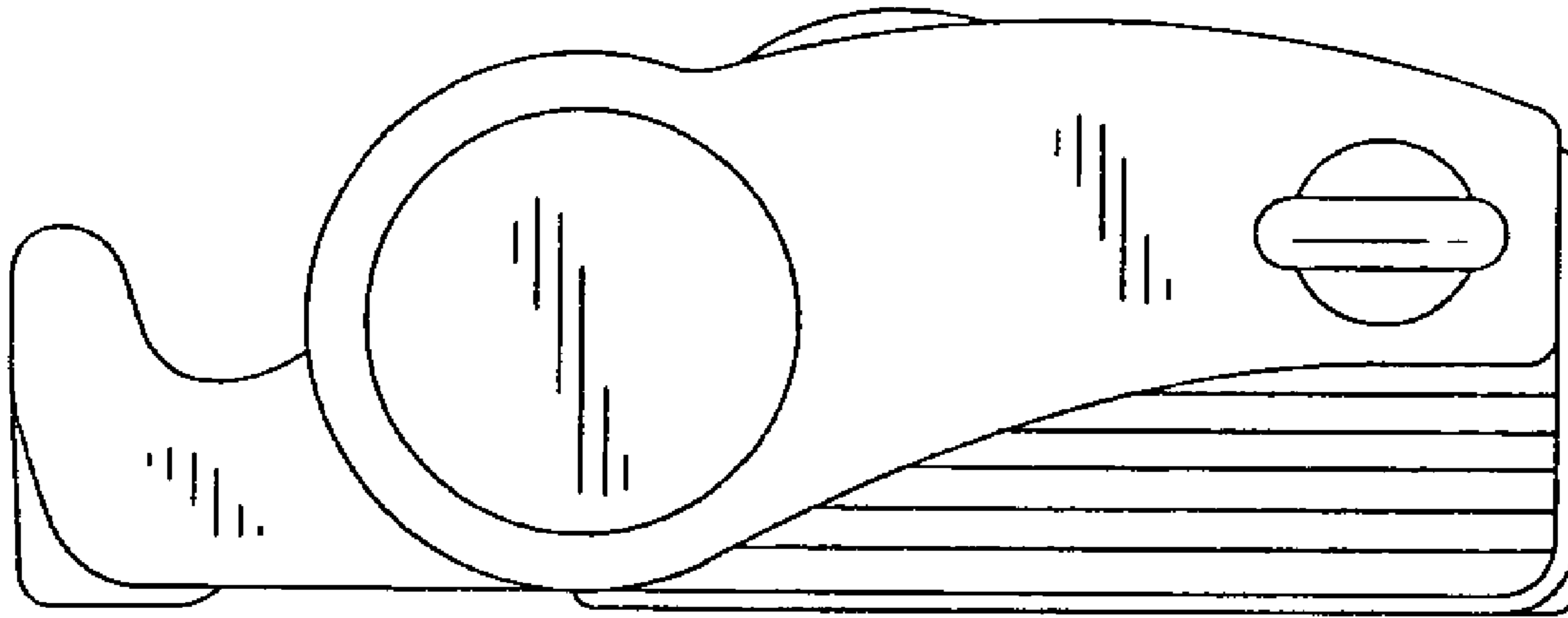
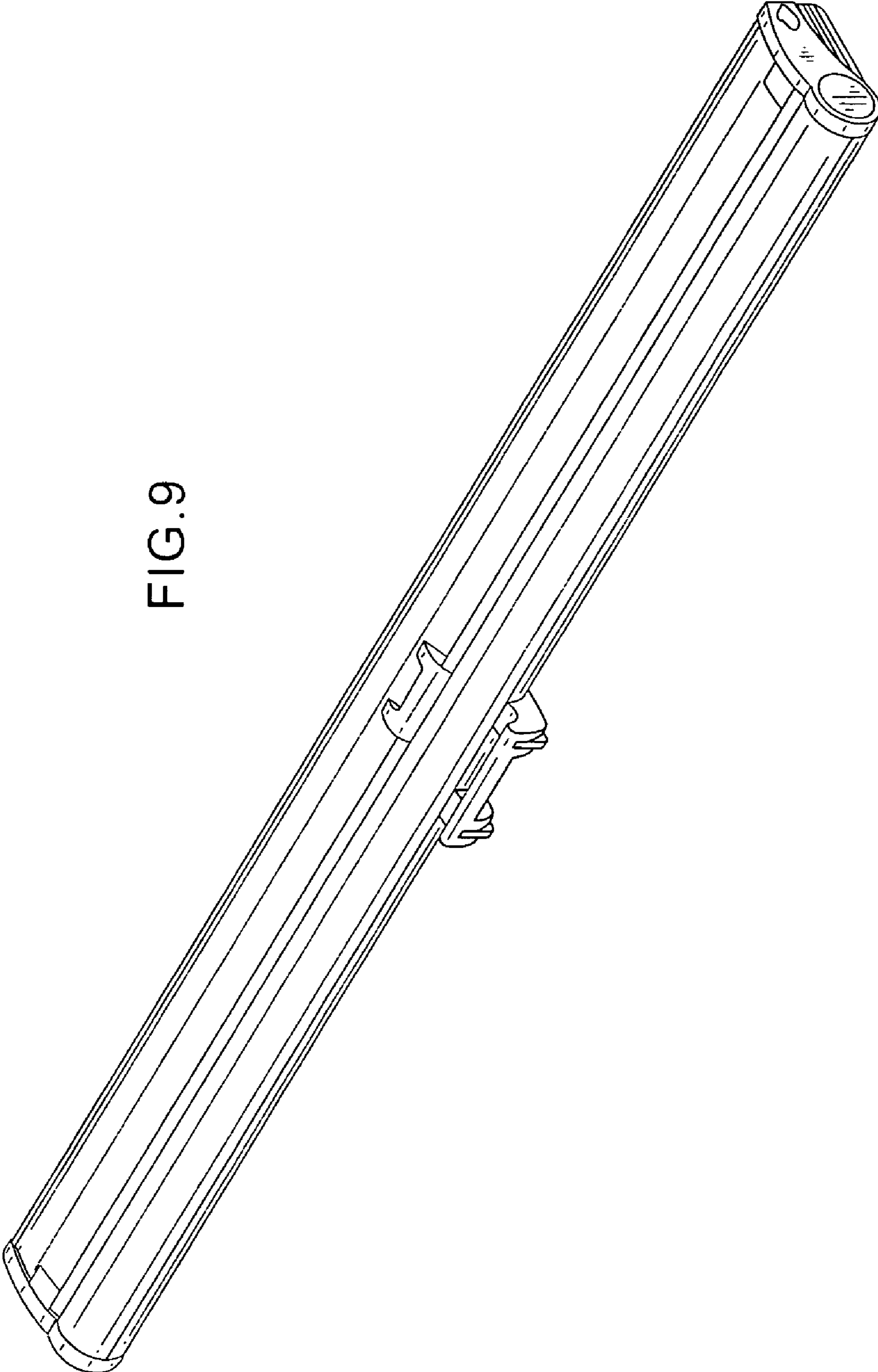


FIG. 9






FIG.10

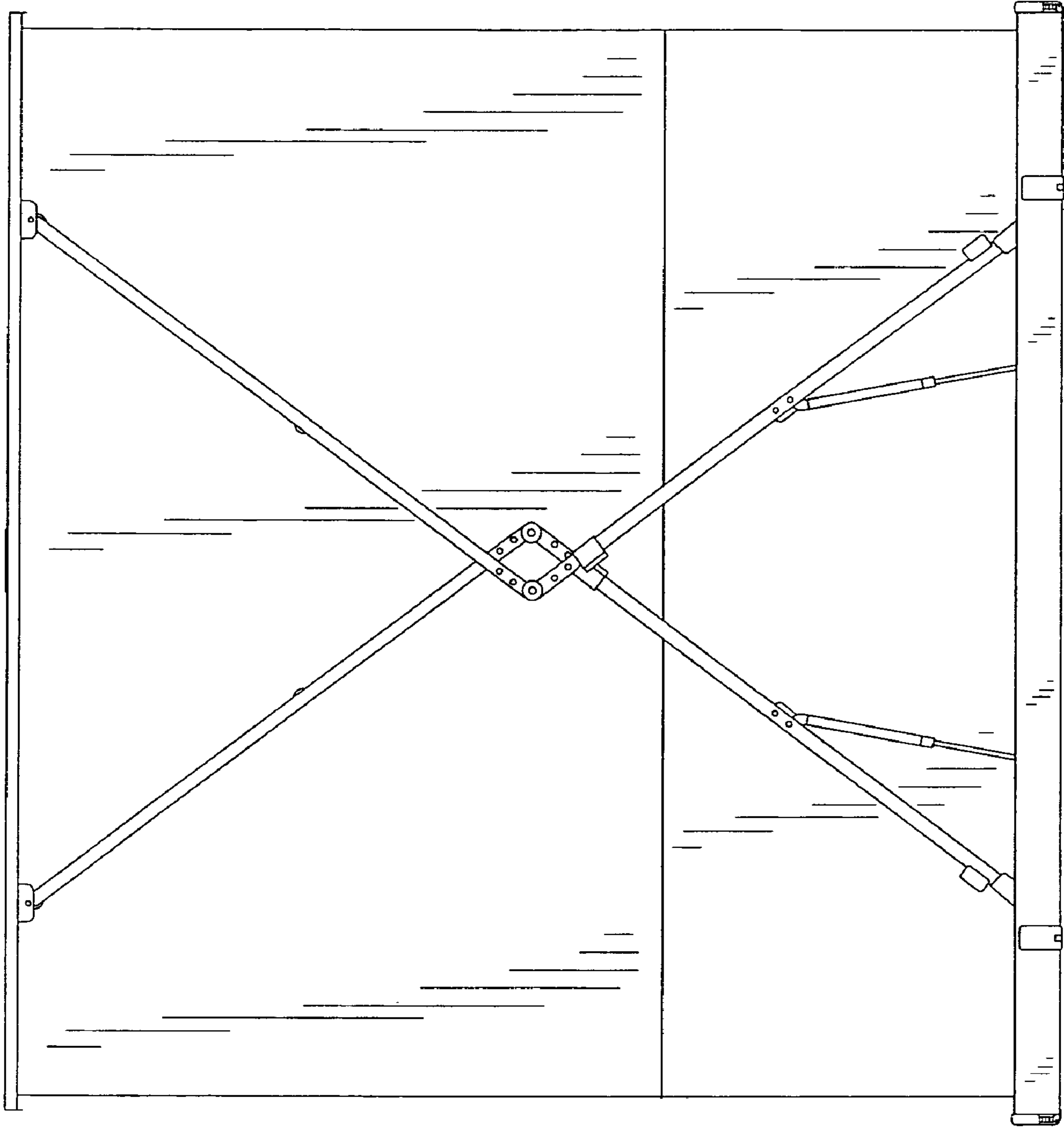
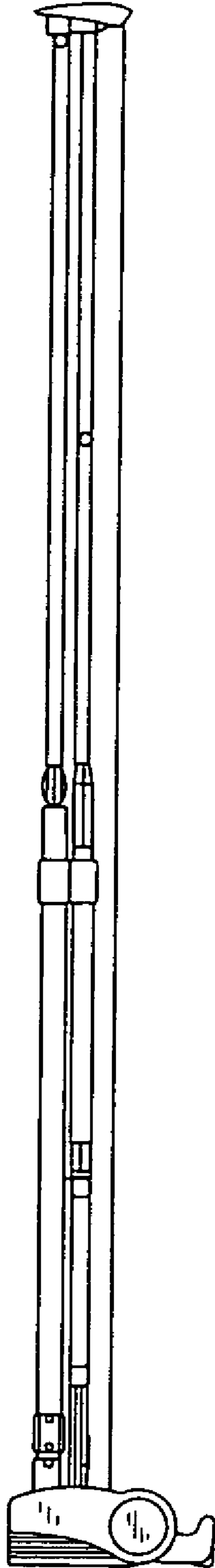


FIG.11

FIG. 12



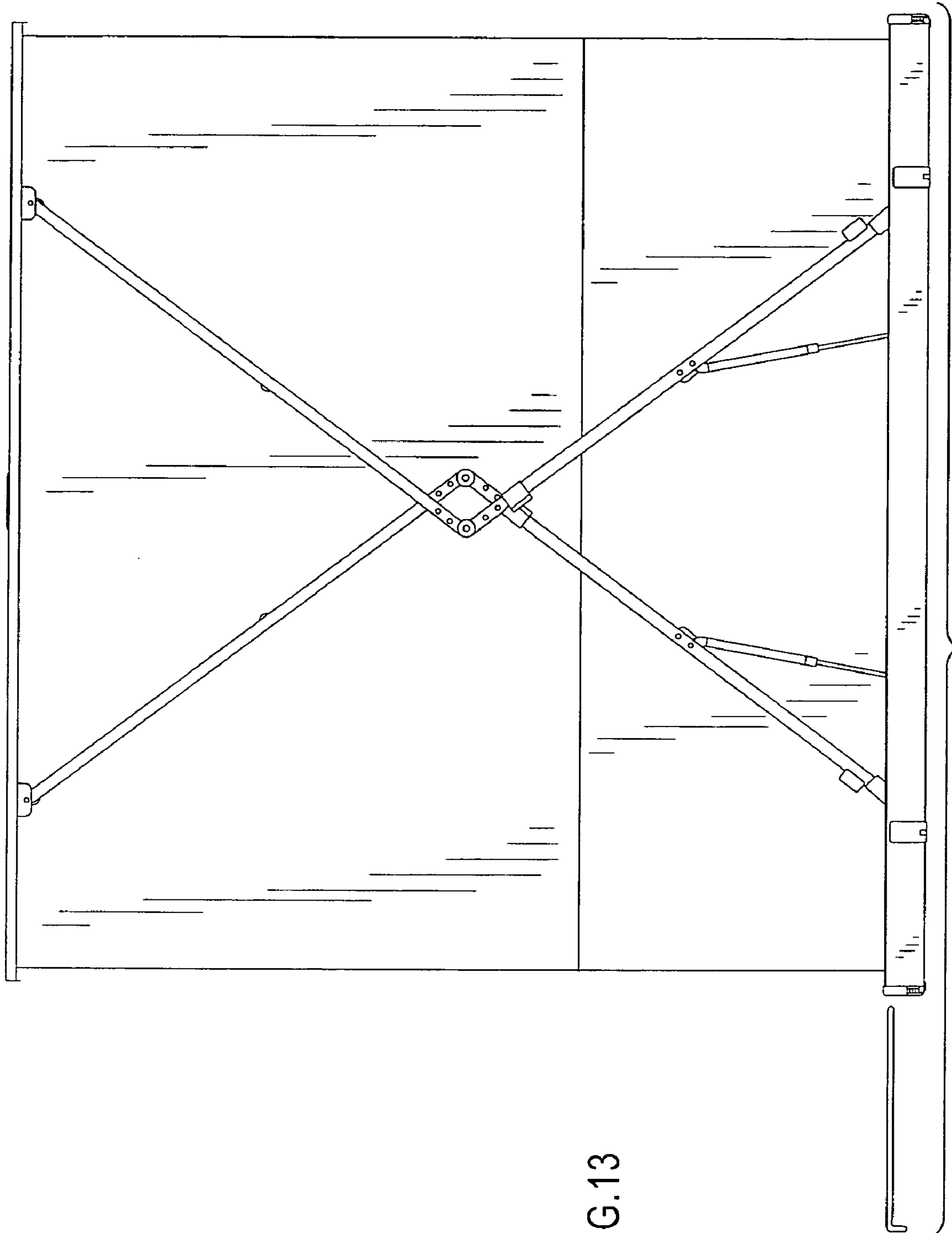


FIG.13