

US00D548760S

(12) **United States Design Patent** (10) **Patent No.:** **US D548,760 S**
Hilliker (45) **Date of Patent:** **** Aug. 14, 2007**

(54) **VIEWING DEVICE**

(75) Inventor: **Patrick D. Hilliker**, Milton, WI (US)

(73) Assignee: **PlayStar, Inc.**, Janesville, WI (US)

(**) Term: **14 Years**

(21) Appl. No.: **29/236,634**

(22) Filed: **Aug. 19, 2005**

(51) **LOC (8) Cl.** **16-06**

(52) **U.S. Cl.** **D16/132**

(58) **Field of Classification Search** D16/130,
D16/131, 132, 133, 135; D26/37, 49; D22/109;
359/400, 408, 801-804, 809-811, 815-816;
D21/483, 814

See application file for complete search history.

(56) **References Cited**

U.S. PATENT DOCUMENTS

1,635,011	A	7/1927	Sadler	
1,837,208	A	12/1931	Cover	
4,239,328	A *	12/1980	Justice et al.	359/408
D272,924	S	3/1984	Sahler	
D275,205	S *	8/1984	Nakayama	D16/133
4,770,519	A *	9/1988	Jacques	359/408
4,868,588	A	9/1989	Hajnal	
4,887,893	A	12/1989	Dahlgren	
4,911,673	A	3/1990	Hollowell	
D331,934	S *	12/1992	Tak	D16/131
5,380,234	A	1/1995	Ledford	
5,469,236	A	11/1995	Roessel	
D365,833	S *	1/1996	Werner	D16/135

(Continued)

OTHER PUBLICATIONS

The Grandparent's Toy Collection 2003-2004 Catalog, [online],
[retrieved on Oct. 12, 2005] Retrieved from Google Catalog Search

using Internet URL:<http://catalog.google.com/ctalogs?dq=&hl=en&lr=&issue=23917&catpage=30&zoom=1> p. 30.

U.S. Appl. No. 29/215,127, filed Oct. 14, 2004, Matthew T. Bolland.
Headstrom Periscope (Date Unknown), pp. 1-7.

(Manufacturer Unknown) Yellow Periscope (Date Unknown), pp.
1-4.

Periscopes—PlaysetParts.com (Date Unknown), pp. 1-2.

(Manufacture Unknown) Super Spy Periscope (Date Unknown),
p. 1.

Primary Examiner—Paula A. Greene

(74) *Attorney, Agent, or Firm*—Michael Best & Friedrich
LLP

(57) **CLAIM**

The ornamental design for viewing device, as shown and
described.

DESCRIPTION

FIG. 1 is a front perspective view of a viewing device
showing my new design, the undisclosed portions are not
part of the claimed design;

FIG. 2 is a front view thereof;

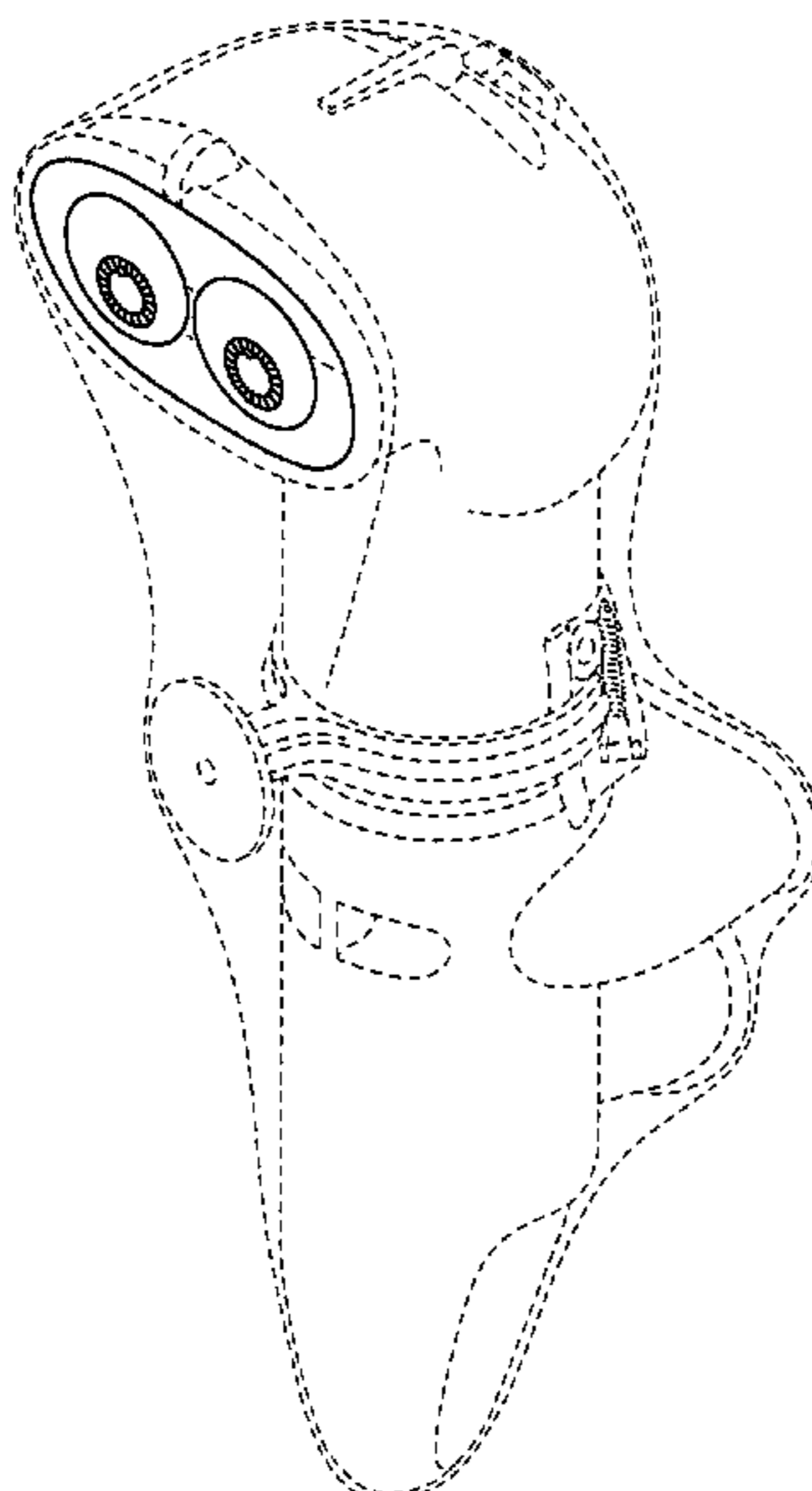
FIG. 3 is a front view of a second embodiment of a viewing
device showing my new design, the undisclosed portions are
not part of the claimed design;

FIG. 4 is a front view of a third embodiment of a viewing
device showing my new design, the undisclosed portions are
not part of the claimed design; and,

FIG. 5 is a front view of a fourth embodiment of a viewing
device showing my new design, the undisclosed portions are
not part of the claimed design.

The portions of the viewing device shown in broken lines are
for illustrative purposes only and form no part of the claimed
design.

1 Claim, 5 Drawing Sheets



US D548,760 S

Page 2

U.S. PATENT DOCUMENTS

5,526,177	A	6/1996	Fantone	6,122,100	A	9/2000	Miller	
D374,879	S	10/1996	Kung	D434,164	S	*	11/2000	Galli D26/49
D390,856	S	*	2/1998	Imahashi D16/130	D460,771	S	7/2002	Kung
D391,278	S	2/1998	Kung	6,609,942	B1	8/2003	Cole et al.	
D401,977	S	12/1998	Wong	D482,710	S	*	11/2003	Ho D16/132
5,886,839	A	3/1999	Arnone et al.	6,666,454	B1	12/2003	Cole et al.	
5,943,163	A	8/1999	Tartaglia	7,134,926	B2	11/2006	Moeller et al.	
D418,187	S	12/1999	McLane et al.	2006/0135010	A1	6/2006	Moeller	
6,079,561	A	6/2000	Burkard					

* cited by examiner

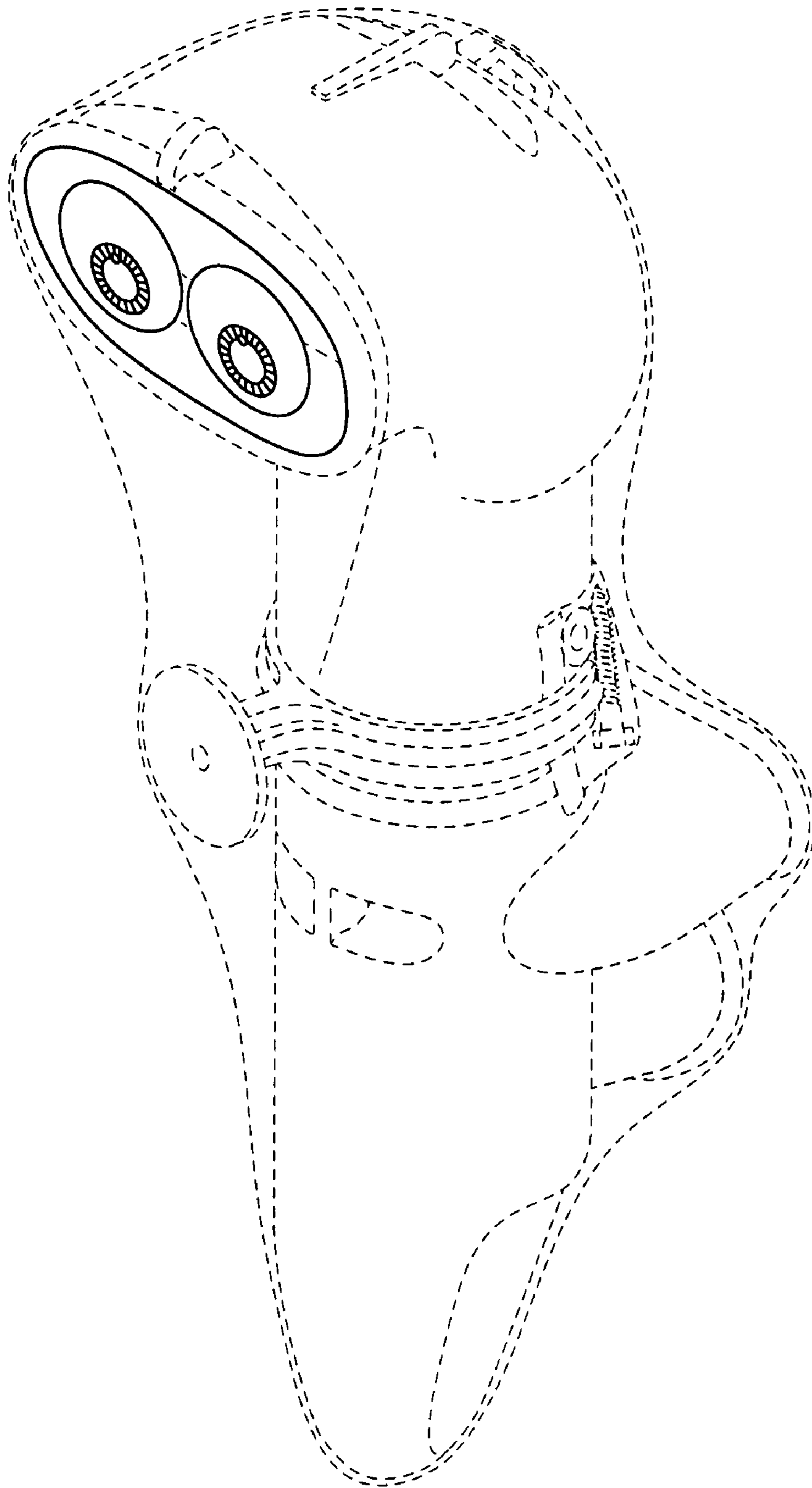


FIG. 1

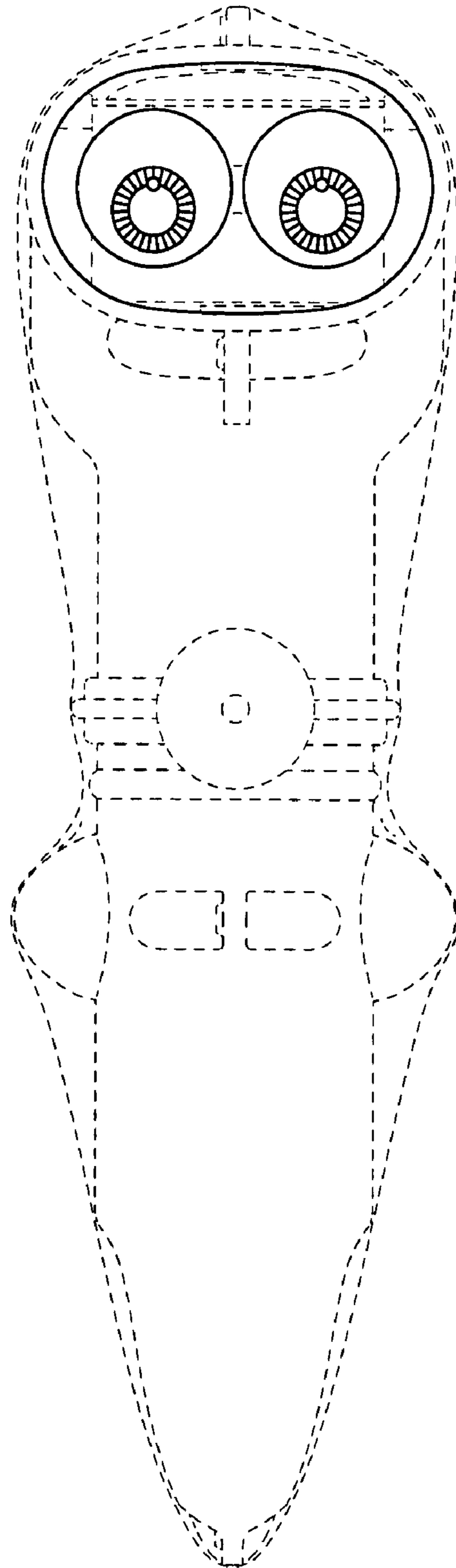


FIG. 2

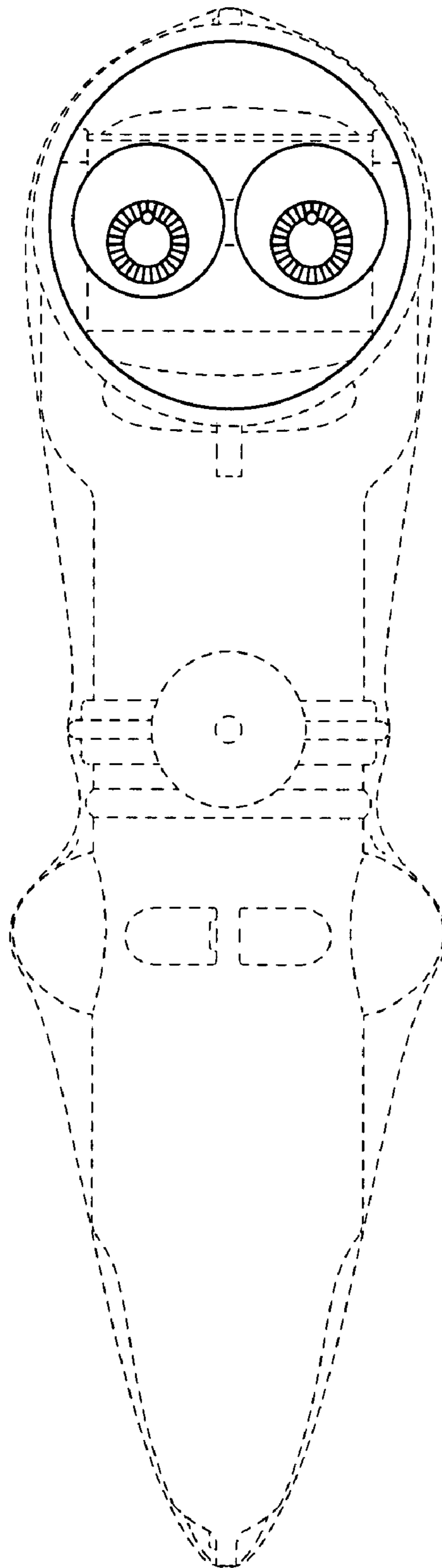


FIG. 3

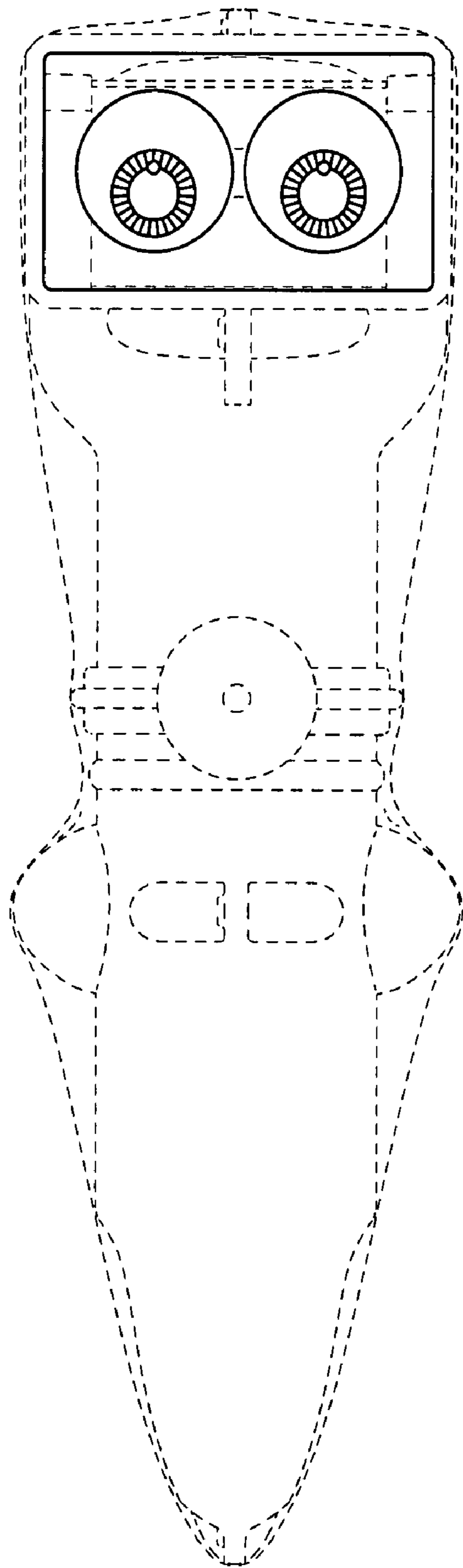


FIG. 4

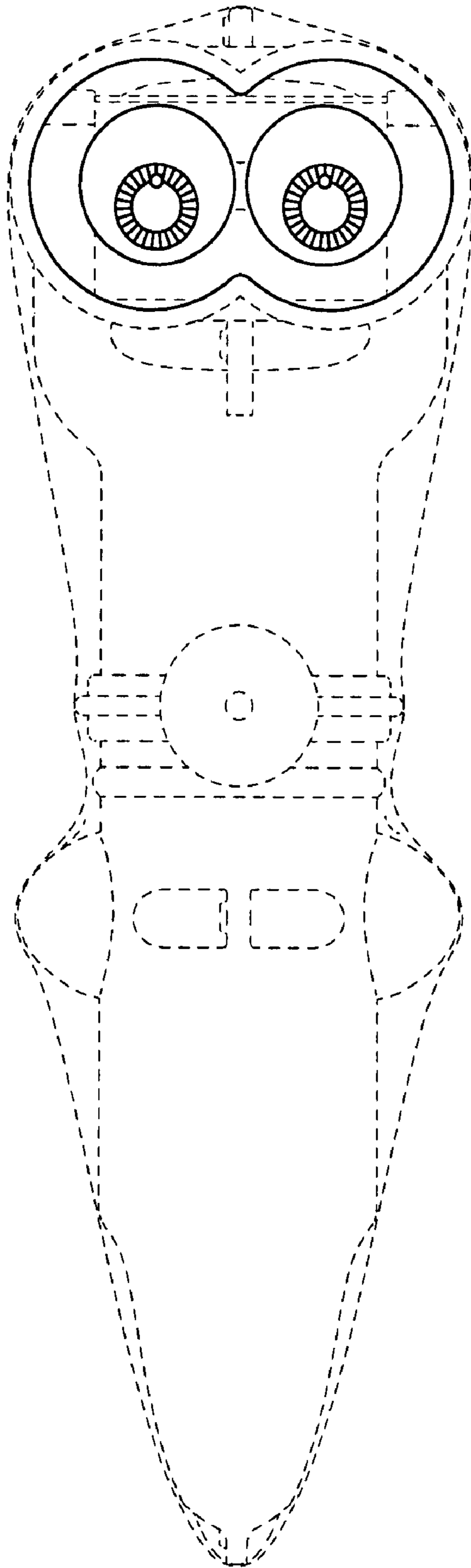


FIG. 5