

US00D548745S

(12) **United States Design Patent**
Andre et al.

(10) **Patent No.:** **US D548,745 S**

(45) **Date of Patent:** **** Aug. 14, 2007**

(54) **MEDIA DEVICE**

(75) Inventors: **Bartley K. Andre**, Menlo Park, CA (US); **Daniel J. Coster**, San Francisco, CA (US); **Daniele De Iuliis**, San Francisco, CA (US); **Richard P. Howarth**, San Francisco, CA (US); **Jonathan P. Ive**, San Francisco, CA (US); **Steve Jobs**, Palo Alto, CA (US); **Duncan Robert Kerr**, San Francisco, CA (US); **Shin Nishibori**, San Francisco, CA (US); **Matthew Dean Rohrbach**, San Francisco, CA (US); **Douglas B. Satzger**, Menlo Park, CA (US); **Calvin Q. Seid**, Palo Alto, CA (US); **Christopher J. Stringer**, Portola Valley, CA (US); **Eugene Antony Whang**, San Francisco, CA (US); **Rico Zorkendorfer**, San Francisco, CA (US)

4,976,435 A 12/1990 Shaford et al.
5,192,082 A 3/1993 Inoue et al.
5,661,632 A 8/1997 Register
D412,940 S 8/1999 Kato et al.
5,964,661 A 10/1999 Dodge
D425,885 S 5/2000 Amrno
D430,169 S 8/2000 Scibora
6,122,526 A 9/2000 Parulski et al.
D432,523 S 10/2000 Grinkus et al.

(Continued)

OTHER PUBLICATIONS

U.S. Appl. No. 29/224,220 entitled "Media Device" filed Feb. 25, 2005.

(Continued)

Primary Examiner—Prabhakar Deshmukh
(74) *Attorney, Agent, or Firm*—Beyer Weaver LLP

(73) Assignee: **Apple Inc.**, Cupertino, CA (US)

(**) Term: **14 Years**

(21) Appl. No.: **29/237,224**

(22) Filed: **Aug. 24, 2005**

(51) **LOC (8) Cl.** **14-03**

(52) **U.S. Cl.** **D14/496**

(58) **Field of Classification Search** D14/496,
D14/401, 435, 474, 483, 217, 137, 138, 160,
D14/168; 345/156, 169, 173-179, 905; 715/727-729,
715/864; 455/11.1, 7, 73, 344-347, 93, 95;
370/342-344; 369/1, 2, 6, 12; 463/43-47;
273/148 B

See application file for complete search history.

(56) **References Cited**

U.S. PATENT DOCUMENTS

D264,969 S 6/1982 McGourty

(57) **CLAIM**

We claim the ornamental design for a media device, substantially as shown and described.

DESCRIPTION

FIG. 1 is a perspective view of a media device in accordance with the present design.

FIG. 2 is a front view for the media device.

FIG. 3 is a rear view for the media device.

FIG. 4 is a top view for the media device.

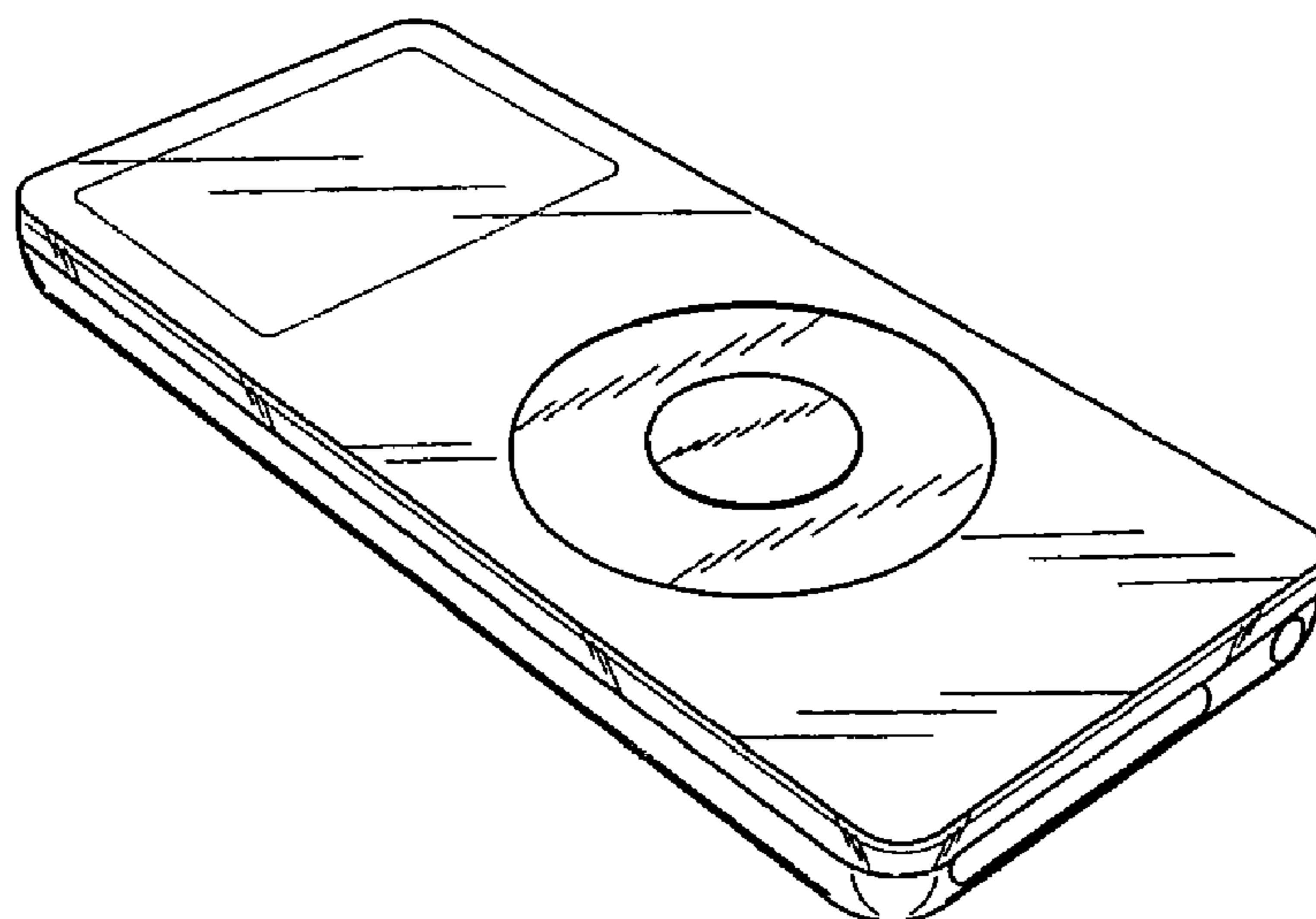
FIG. 5 is a bottom view for the media device.

FIG. 6 is a right side view for the media device; and,

FIG. 7 is a left side view for the media device.

The broken lines are for illustrative purpose only and form no part of the claimed design.

1 Claim, 2 Drawing Sheets



US D548,745 S

Page 2

U.S. PATENT DOCUMENTS

D437,860 S 2/2001 Suzuki et al.
6,227,966 B1 5/2001 Yokoi
6,254,477 B1 7/2001 Sasaki et al.
6,262,785 B1 7/2001 Kim
D448,810 S 10/2001 Goto
D450,713 S 11/2001 Masamitsu et al.
6,314,483 B1 11/2001 Goto et al.
D452,250 S * 12/2001 Chan D14/496
D455,793 S 4/2002 Lin
D468,365 S 1/2003 Bransky et al.
D469,109 S 1/2003 Andre et al.
D472,245 S 3/2003 Andre et al.
D473,207 S 4/2003 Tanio
6,591,085 B1 * 7/2003 Grady 455/42
D483,809 S 12/2003 Lim
D486,813 S * 2/2004 Chun D14/156
D489,052 S * 4/2004 Shiraki et al. D14/156
D489,731 S 5/2004 Huang
D490,068 S 5/2004 Chen
D492,323 S 6/2004 Wang
D494,188 S 8/2004 Huang
D497,618 S 10/2004 Andre et al.
D499,423 S 12/2004 Bahroocha et al.
D499,424 S 12/2004 Bahroocha
D506,476 S 6/2005 Andre et al.
D507,277 S 7/2005 Sitoh
D509,833 S 9/2005 Yang
D510,937 S 10/2005 Tsai
D511,347 S 11/2005 Naruki

D512,403 S 12/2005 Yang
6,977,675 B2 * 12/2005 Kotzin 348/208.2
D513,512 S * 1/2006 Tsai D14/496
D514,120 S 1/2006 Chan
D514,121 S 1/2006 Johnson
D514,589 S 2/2006 Chen
D515,099 S 2/2006 Lee
D515,546 S 2/2006 Mu
D516,576 S * 3/2006 Ive et al. D14/496
D517,088 S 3/2006 Chong et al.
D518,290 S 4/2006 Andre et al.
D519,523 S 4/2006 Chiu et al.
D520,020 S 5/2006 Senda et al.
7,046,230 B2 * 5/2006 Zadesky et al. 345/156
2004/0224638 A1 11/2004 Fadell et al.

OTHER PUBLICATIONS

U.S. Appl. No. 29/237,096, filed Aug. 24, 2005.
U.S. Appl. No. 29/237,229, filed Aug. 24, 2005.
U.S. Appl. No. 29/237,226, filed Aug. 24, 2005.
U.S. Appl. No. 29/237,235, filed Aug. 24, 2005.
U.S. Appl. No. 29/237,231, filed Aug. 24, 2005.
U.S. Appl. No. 29/255,274, filed Mar. 6, 2006.
U.S. Appl. No. 29/237,228, filed Aug. 24, 2005.
U.S. Appl. No. 29/237,225, filed Aug. 24, 2005.
U.S. Appl. No. 29/237,230, filed Aug. 24, 2005.
U.S. Appl. No. 29/255,294, filed Mar. 6, 2005.
U.S. Appl. No. 29/237,232, filed Aug. 24, 2005.
U.S. Appl. No. 29/237,090, filed Aug. 24, 2005.

* cited by examiner

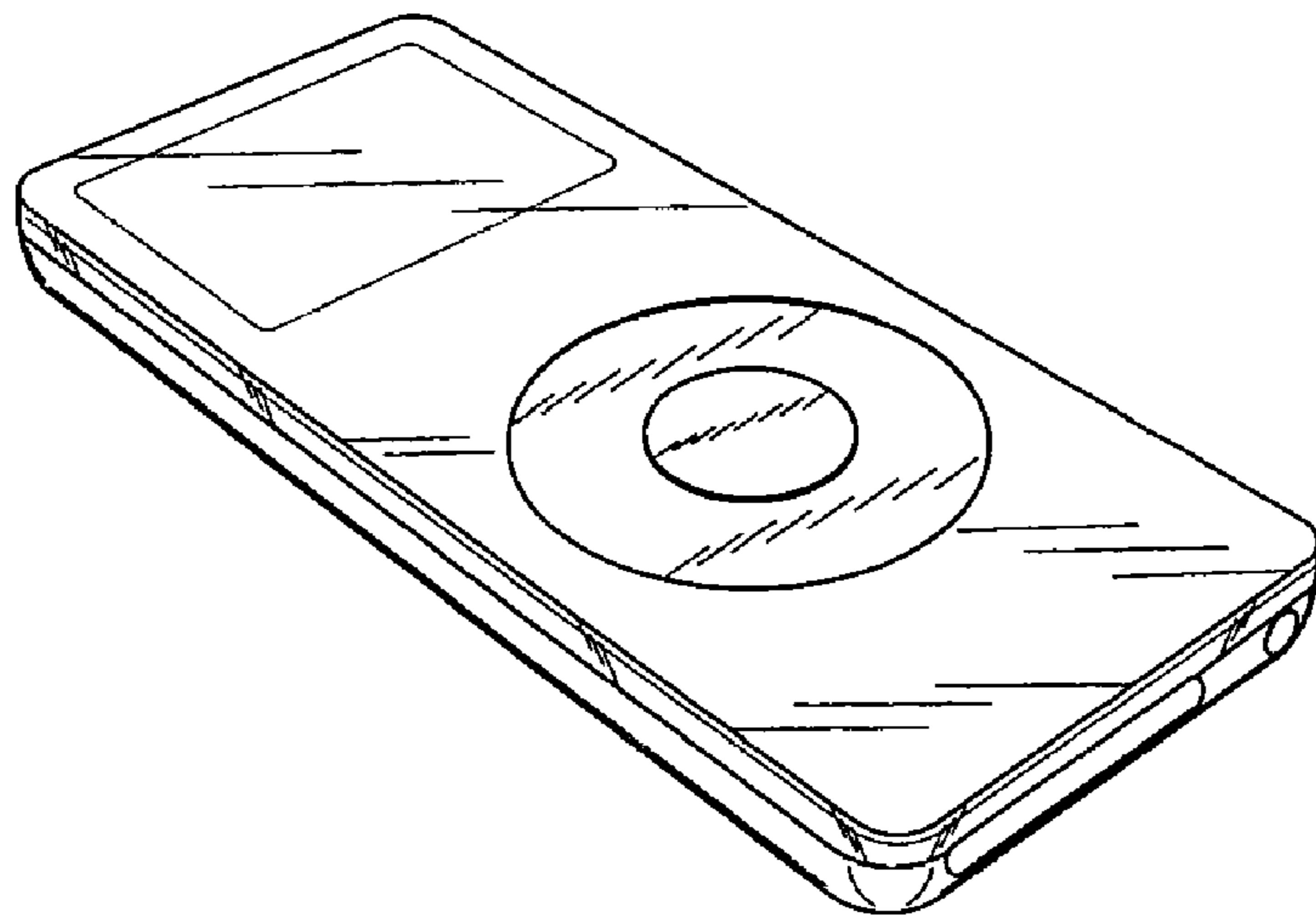


FIG. 1

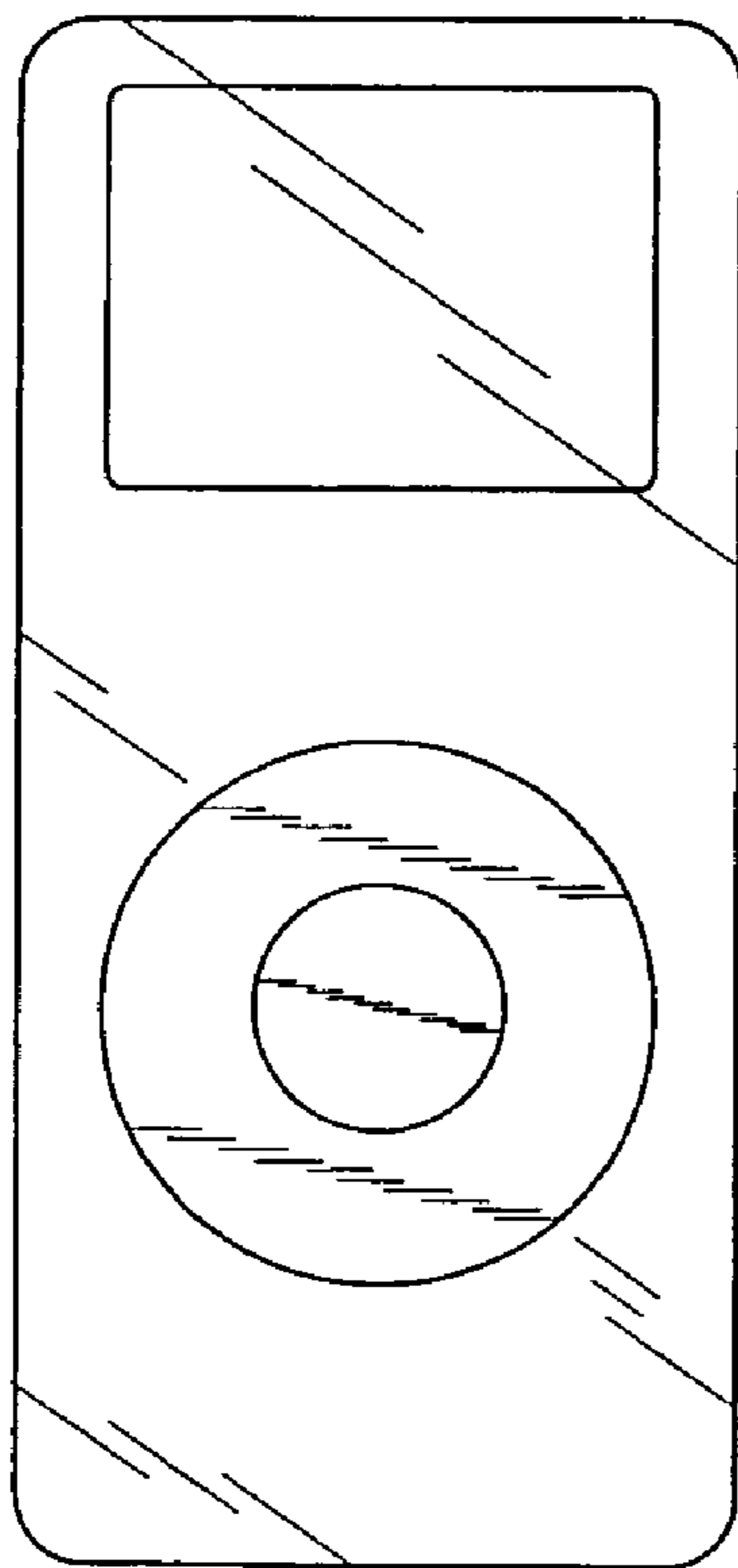


FIG. 2

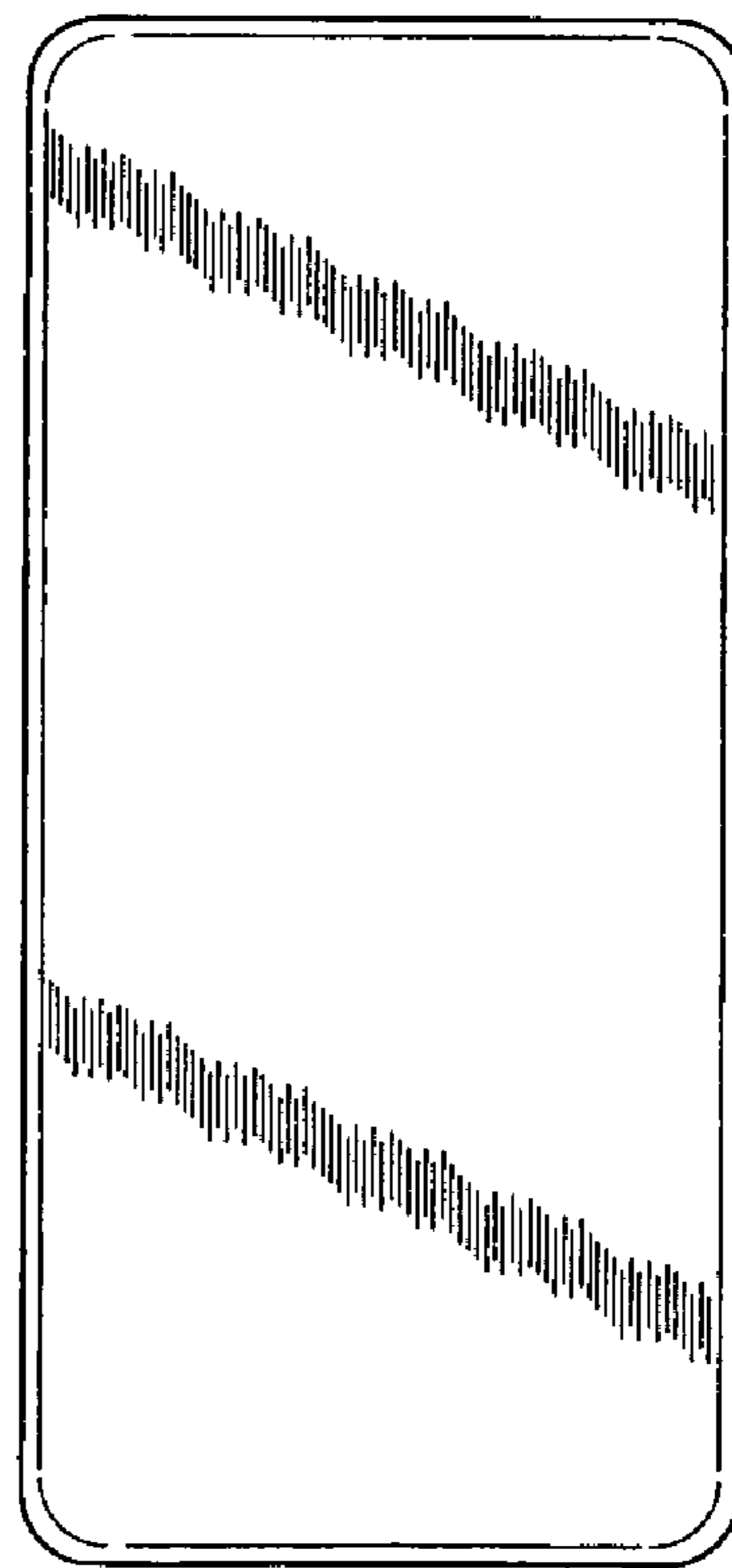


FIG. 3



FIG. 4




FIG. 5




FIG. 6




FIG. 7