



US00D548732S

(12) **United States Design Patent** (10) **Patent No.:** **US D548,732 S**
Cebe et al. (45) **Date of Patent:** **** Aug. 14, 2007**

(54) **FRONT PANEL OF A HOUSING FOR A PORTABLE COMPUTING DEVICE**

(75) Inventors: **Chrome Cebe**, San Jose, CA (US); **Richard Gioscia**, Santa Clara, CA (US); **Stephen Senatore**, San Francisco, CA (US); **Lawrence Lam**, San Jose, CA (US)

(73) Assignee: **Palm, Inc.**, Sunnyvale, CA (US)

(**) Term: **14 Years**

(21) Appl. No.: **29/228,442**

(22) Filed: **Apr. 22, 2005**

(51) **LOC (8) Cl.** **14-02**

(52) **U.S. Cl.** **D14/341; D14/346**

(58) **Field of Classification Search** D14/341-346;
D18/1, 2, 7, 11; 235/145 A, 145 R; 341/22,
341/23; 345/156, 168, 169, 172, 173; 349/12;
361/680-686, 690-696

See application file for complete search history.

(56) **References Cited**

U.S. PATENT DOCUMENTS

| | | | | |
|----------------|--------|---------------|-------|---------|
| D346,793 S * | 5/1994 | Iino et al. | | D14/341 |
| 6,388,877 B1 * | 5/2002 | Canova et al. | | 361/686 |
| D460,448 S * | 7/2002 | Matsumoto | | D14/346 |
| D469,762 S * | 2/2003 | Iwama et al. | | D14/341 |
| D485,267 S * | 1/2004 | Chien | | D14/346 |
| D495,695 S * | 9/2004 | Yugaya | | D14/346 |

OTHER PUBLICATIONS

Cnet news article, "Apple scraps Newtown", by Jim Davis, staff writer, published: Feb. 27, 1998, 11:00 a.m. PST.
One Photo of Palm; 1996.

Two photos of Palm III, Jun. 18, 2003.

USA TODAY, Technology section, "10 Years Ago Palm Pilot Got Started On A bluff By Inventor", by Kevin Maney, Mar. 26, 2006.

Cnet News.com, "Ten years on, Revisiting Palm's First Pilot", by Tom Krazit, pub. Mar. 27, 2006.

Newton, p. 8 and p. 9, 1994.

* cited by examiner

Primary Examiner—Freda S. Nunn

(74) *Attorney, Agent, or Firm*—Shemwell Mahamedi LLP

(57) **CLAIM**

The ornamental design for a front panel of a housing for a portable computing device, as shown and described.

DESCRIPTION

FIG. 1 is a front isometric view of a housing of a portable computing device;

FIG. 2 is a front view of the housing of the portable computing device;

FIG. 3 is a top-side view of the housing of the portable computing device;

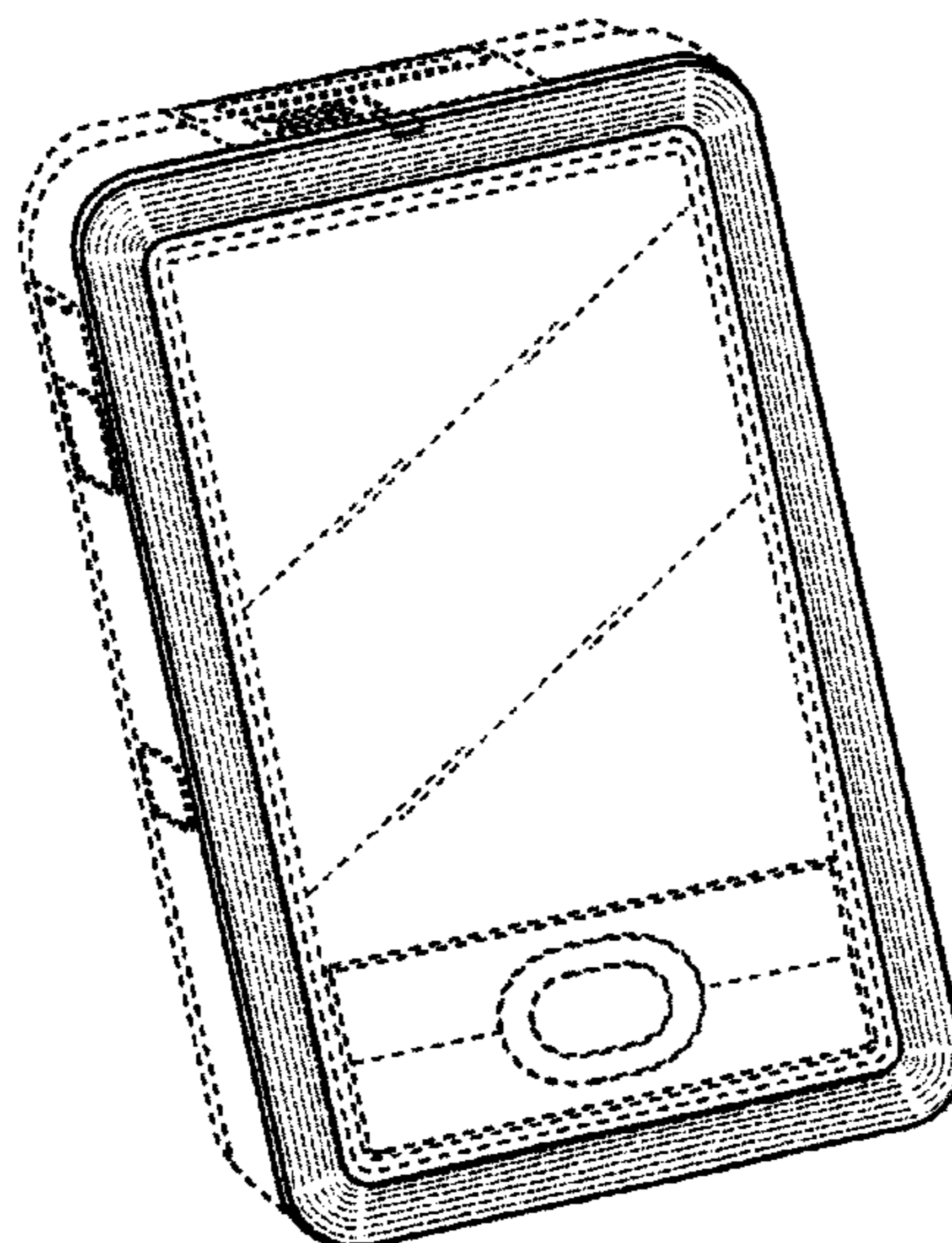
FIG. 4 is a bottom-side view of the housing of the portable computing device;

FIG. 5 is a first side view of the housing of the portable computing device;

FIG. 6 is a second side view of the housing of the portable computing device; and,

FIG. 7 is a frontal isometric view of the housing of the portable computing device being held in the hand of a user, with the hand forming no part of the invention.

1 Claim, 7 Drawing Sheets



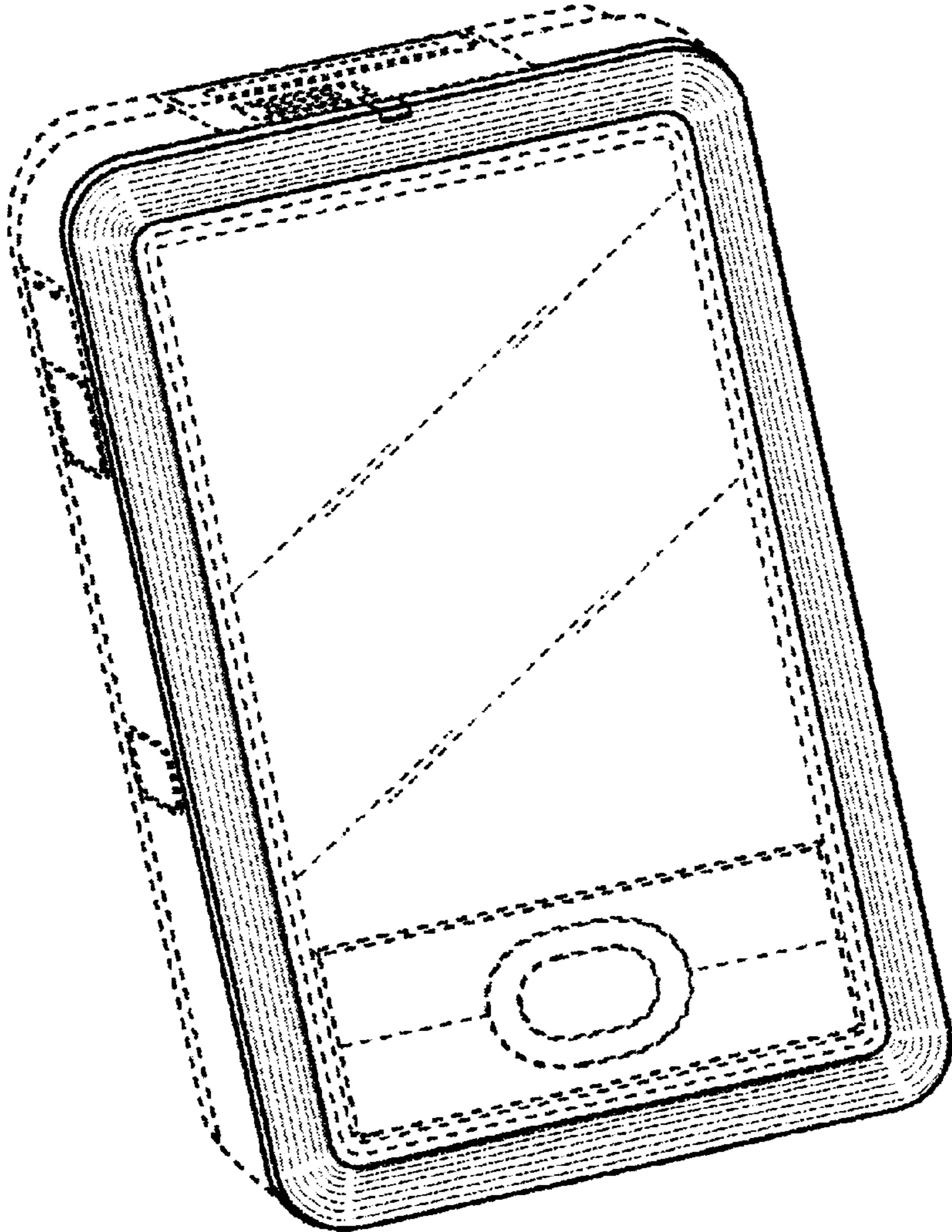


FIG. 1

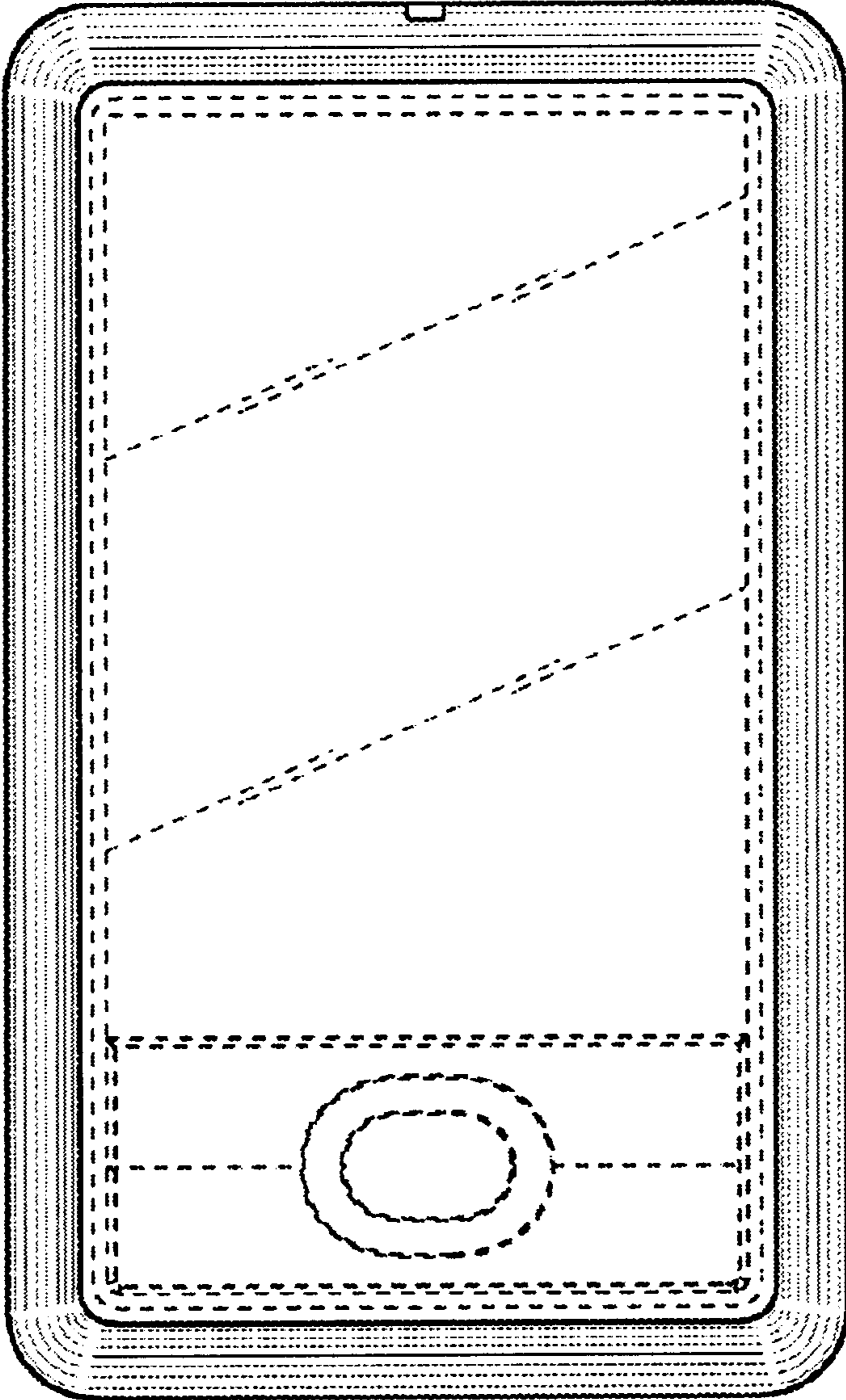


FIG. 2

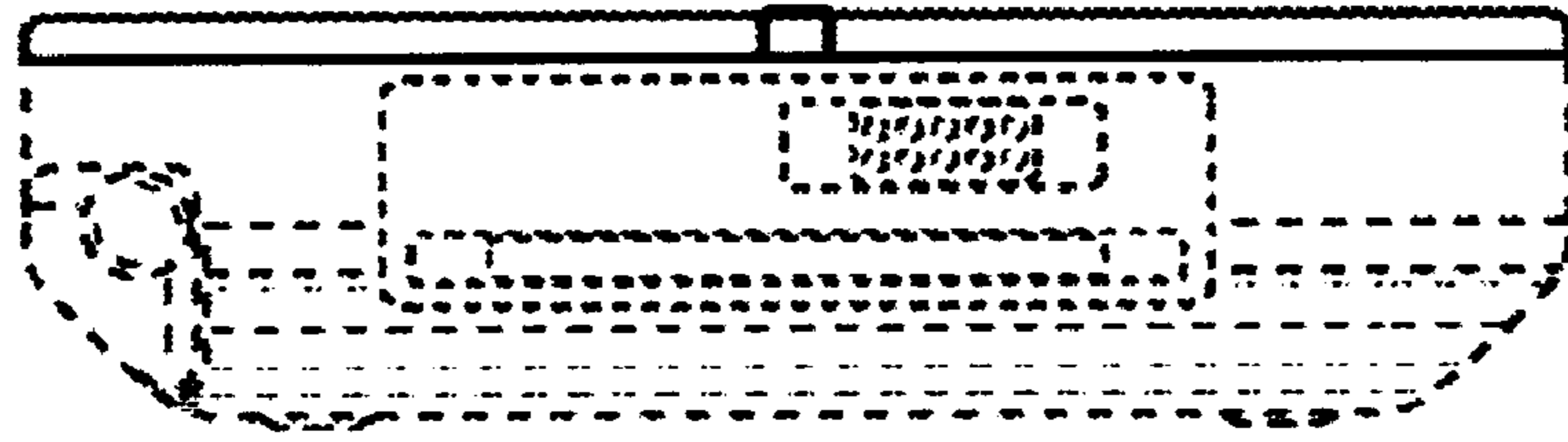


FIG. 3




FIG. 4

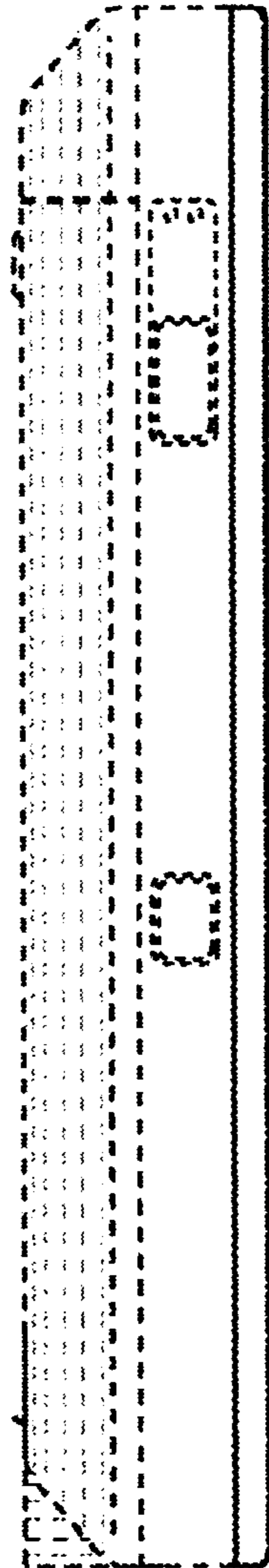


FIG. 5

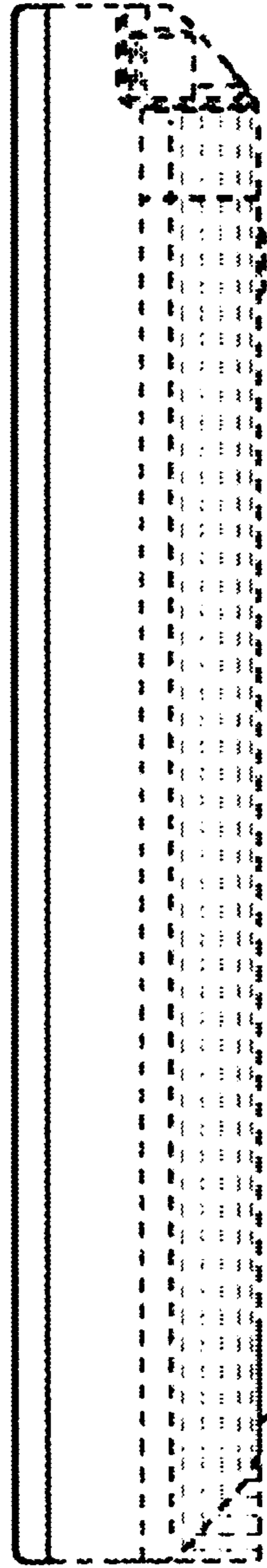


FIG. 6

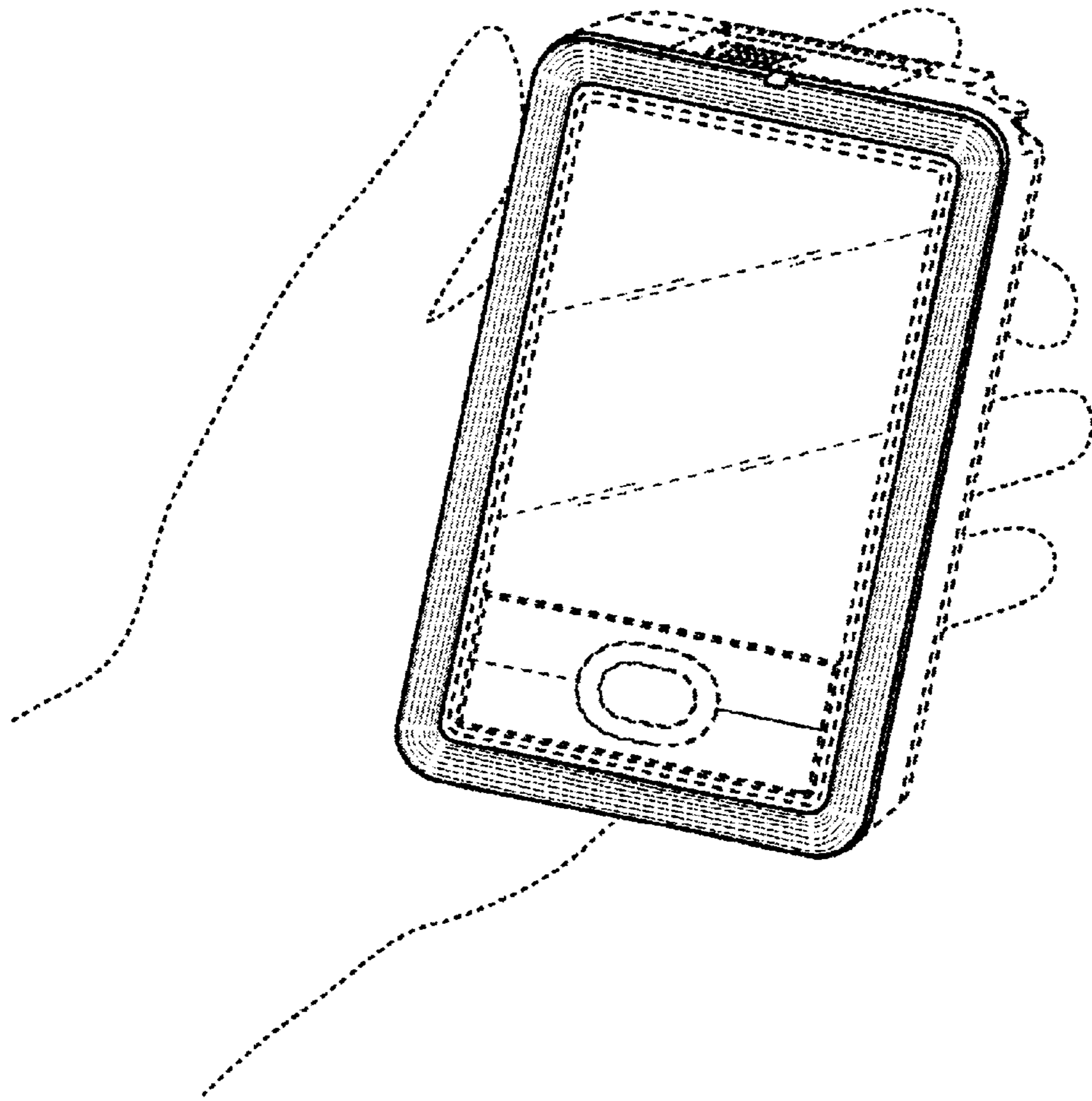


FIG. 7