

US00D548728S

(12) **United States Design Patent**  
**Yoshiyama**

(10) **Patent No.:** **US D548,728 S**

(45) **Date of Patent:** **\*\* Aug. 14, 2007**

(54) **REMOTE CONTROLLER FOR AUDIO  
PLAYER**

2005/0064917 A1\* 3/2005 Peng et al. .... 455/575.1

**FOREIGN PATENT DOCUMENTS**

(75) Inventor: **Tsuyoshi Yoshiyama**, Kadoma (JP)

JP D1147604 7/2002

JP D1147828 7/2002

(73) Assignee: **Matsushita Electric Industrial Co.,  
Ltd.**, Osaka (JP)

\* cited by examiner

(\*\*) Term: **14 Years**

*Primary Examiner*—Louis S. Zarfes

*Assistant Examiner*—John Windmuller

(21) Appl. No.: **29/258,427**

(74) *Attorney, Agent, or Firm*—Brinks Hofer Gilson &  
Lione

(22) Filed: **Apr. 21, 2006**

(57) **CLAIM**

(30) **Foreign Application Priority Data**

Jan. 10, 2006 (JP) ..... 2006-000230

I claim the ornamental design for a remote controller for  
audio player, as shown and described.

(51) **LOC (8) Cl.** ..... **14-03**

**DESCRIPTION**

(52) **U.S. Cl.** ..... **D14/218**

(58) **Field of Classification Search** ..... D14/174,  
D14/137–139, 151, 217, 218, 191–193, 167,  
D14/299, 168, 247, 455, 456; D13/168,  
D13/162–164; D21/512–517, 566; D10/104,  
D10/106; 345/169; 348/114, 734; 455/352–355,  
455/151.1–151.4, 128, 347, 90.3  
See application file for complete search history.

FIG. 1 is a top perspective view of a remote controller for  
audio player showing my new design;

FIG. 2 is a front elevational view thereof;

FIG. 3 is a left side elevational view thereof;

FIG. 4 is a right side elevational view thereof;

FIG. 5 is a top plan view thereof;

FIG. 6 is a bottom plan view thereof; and,

FIG. 7 is a rear elevational view thereof.

(56) **References Cited**

**U.S. PATENT DOCUMENTS**

D431,240 S \* 9/2000 Deguchi ..... D14/218

D508,028 S \* 8/2005 Deubler, Jr. .... D14/138

D517,052 S \* 3/2006 Skulley ..... D14/223

D533,542 S \* 12/2006 Suzuki et al. .... D14/218

The broken line showing of cords is included for the purpose  
of illustrating environment and forms no part of the claimed  
design.

**1 Claim, 3 Drawing Sheets**

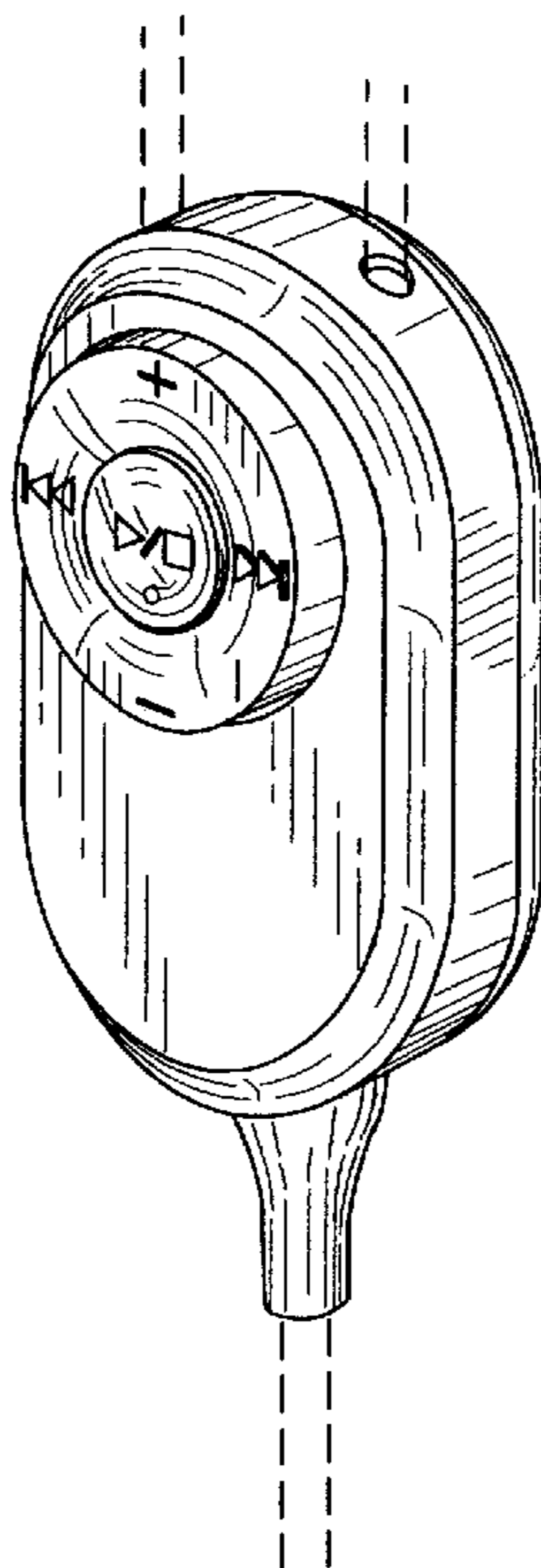


FIG.1

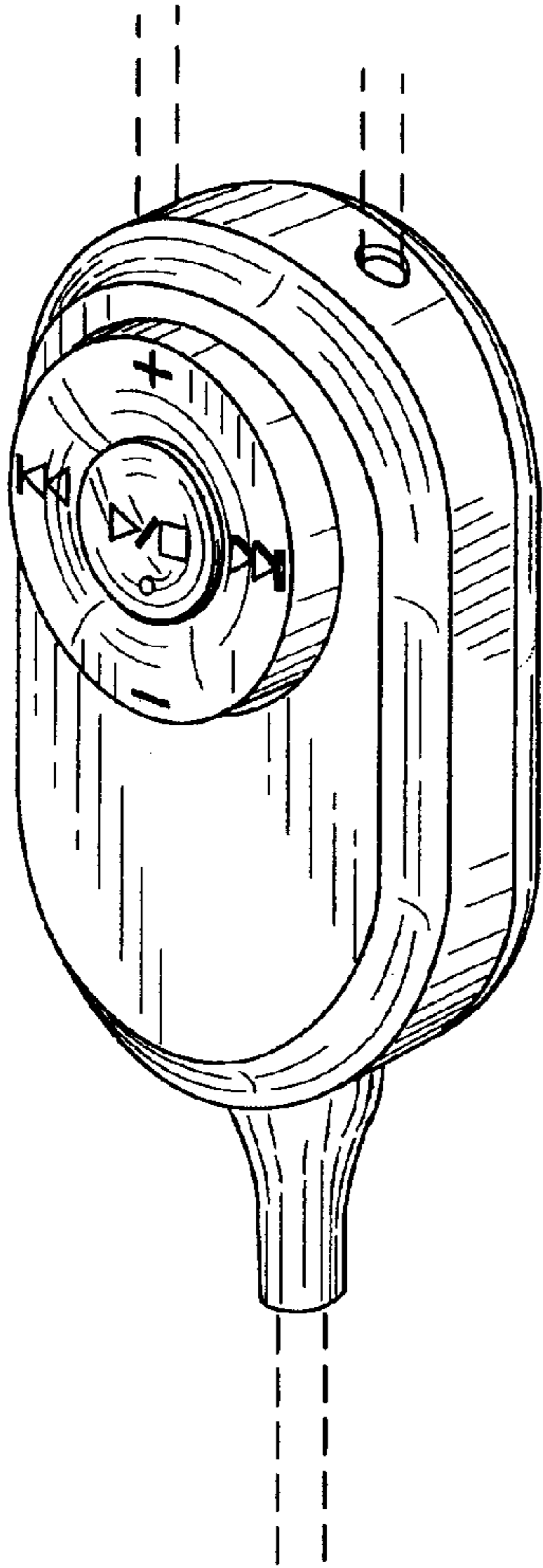


FIG.2

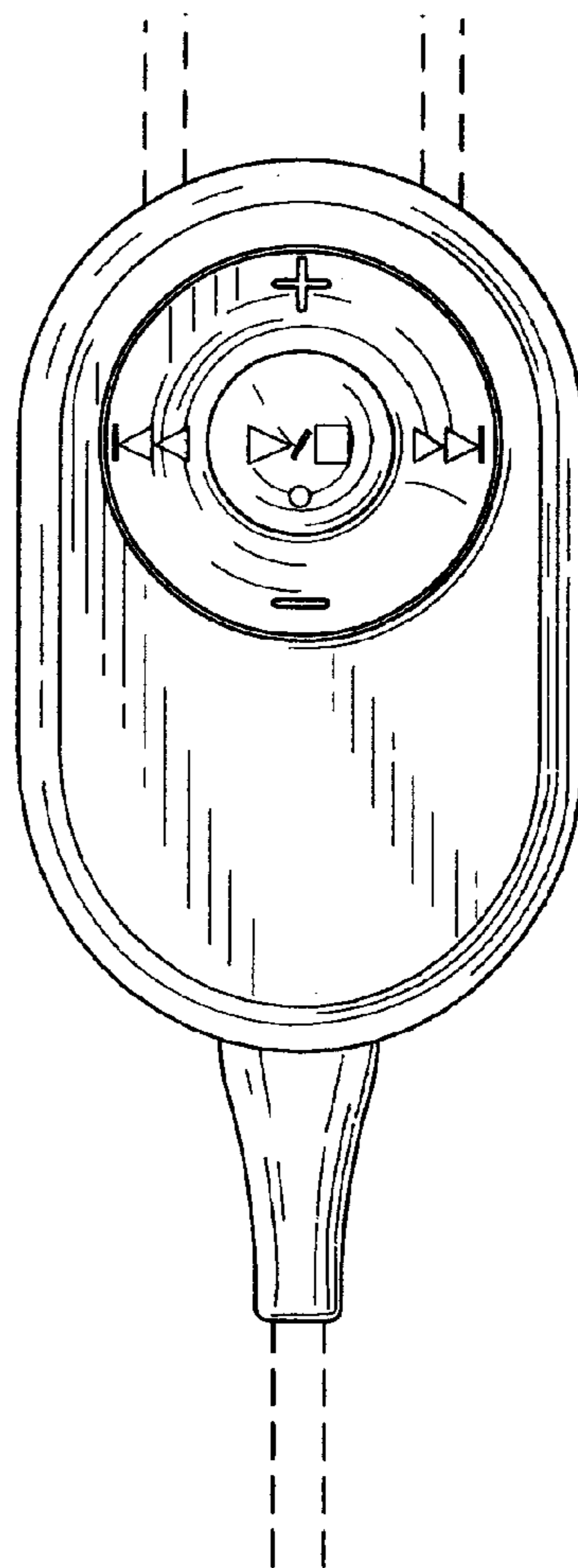


FIG.3

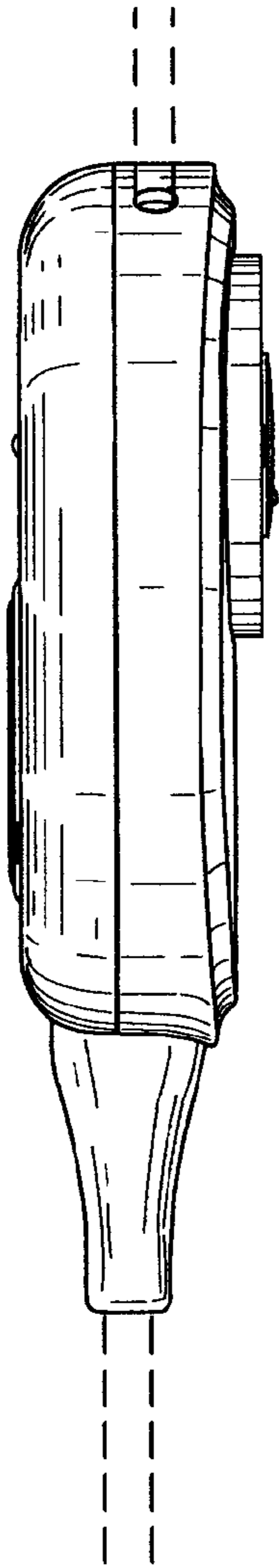


FIG.4

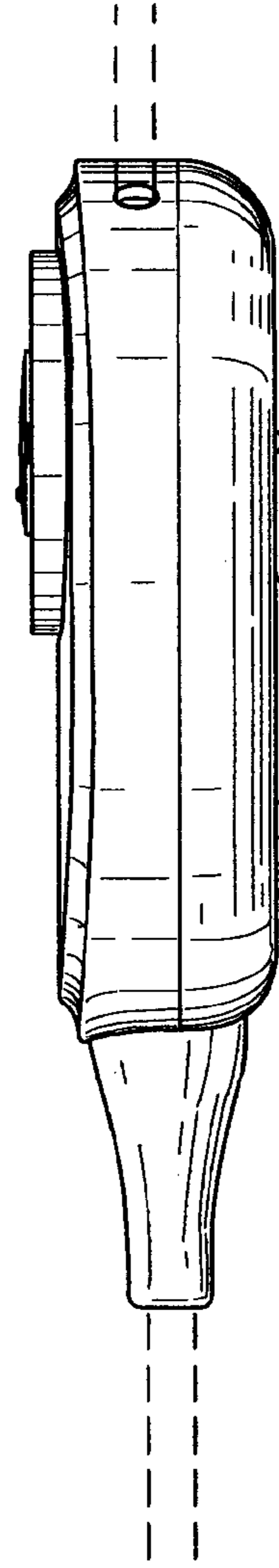


FIG.5





FIG.6



*FIG. 7*

