



US00D548727S

(12) **United States Design Patent** (10) **Patent No.:** **US D548,727 S**
Sagawa et al. (45) **Date of Patent:** **** Aug. 14, 2007**

(54) **REMOTE CONTROLLER**

D517,532 S 3/2006 Chen
D520,495 S * 5/2006 Dukerschein et al. D14/218

(75) Inventors: **So Sagawa**, Tokyo (JP); **Hiroshi Onoda**, Tokyo (JP)

FOREIGN PATENT DOCUMENTS

(73) Assignee: **Kabushiki Kaisha Toshiba** (JP)

CN	3451152D	6/2005
CN	3479477D	10/2005
JP	1147467	7/2002
JP	1183081	8/2003
JP	1199093	3/2004
JP	1235664	4/2005
JP	1238166	5/2005

(**) Term: **14 Years**

(21) Appl. No.: **29/253,233**

(22) Filed: **Feb. 3, 2006**

* cited by examiner

(51) **LOC (8) Cl.** **14-03**

(52) **U.S. Cl.** **D14/218**

(58) **Field of Classification Search** D14/174,
D14/137-139, 151, 217, 218, 191-193, 167,
D14/299, 168, 247, 455, 456; D13/168,
D13/162-164; D21/512-517, 566; D10/104,
D10/106; 345/169; 348/114, 734; 455/352-355,
455/151.1-151.4, 128, 347, 90.3

Primary Examiner—Louis S. Zarfaz
Assistant Examiner—John Windmuller
(74) *Attorney, Agent, or Firm*—Banner & Witcoff, Ltd.

See application file for complete search history.

(57) **CLAIM**

The ornamental design for a remote controller, shown and described.

(56) **References Cited**

DESCRIPTION

U.S. PATENT DOCUMENTS

D342,070 S	12/1993	Takama	
D375,748 S *	11/1996	Hartman	D14/218
D383,134 S *	9/1997	Patton	D14/218
D415,115 S *	10/1999	Kawashima	D13/168
D477,310 S *	7/2003	Moransais	D14/218
D486,145 S *	2/2004	Kaminski et al.	D14/218
D498,748 S *	11/2004	Borsboom	D14/218
D499,396 S *	12/2004	Lin	D14/218
D504,886 S	5/2005	Yasutomi	
D515,557 S *	2/2006	Okuley	D14/218

FIG. 1 is a top, front and right side perspective view of a remote controller showing our new design,
FIG. 2 is a front elevational view thereof,
FIG. 3 is a rear elevational view thereof,
FIG. 4 is a left side elevational view top plan view thereof,
FIG. 5 is a right side elevational view thereof,
FIG. 6 is a top plan view thereof; and,
FIG. 7 is a bottom plan view thereof.

1 Claim, 4 Drawing Sheets

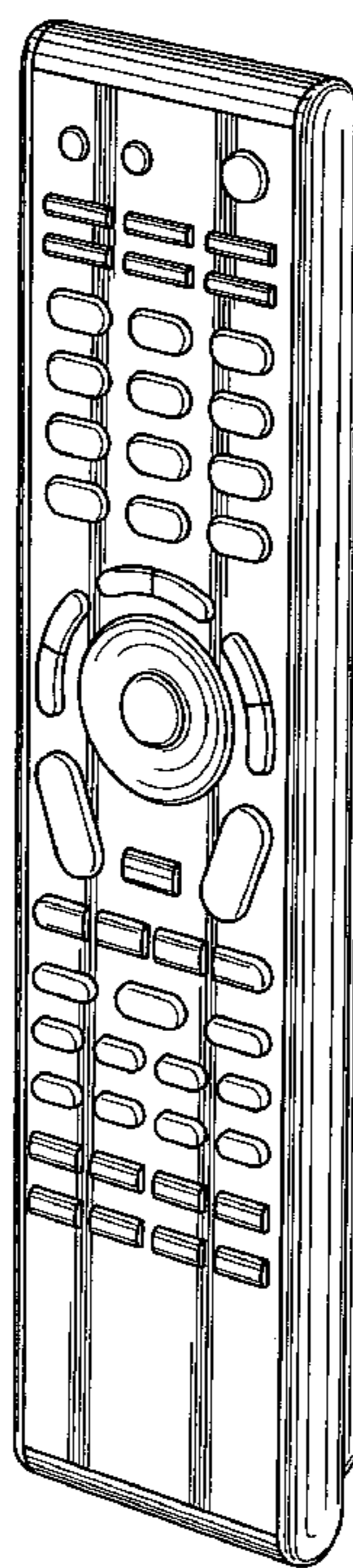


FIG. 1




FIG. 2

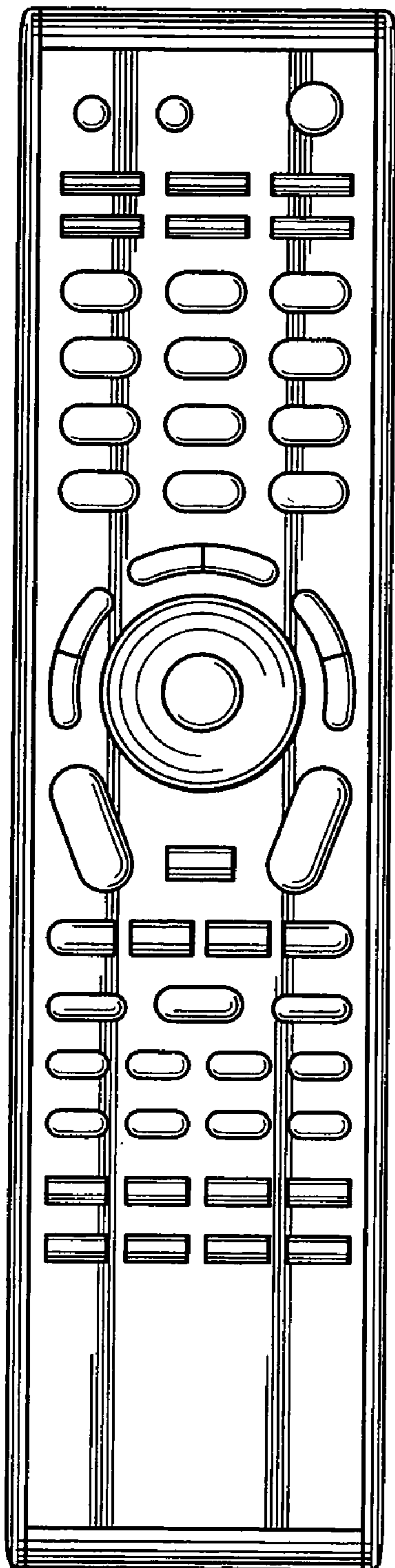


FIG. 3




FIG. 4

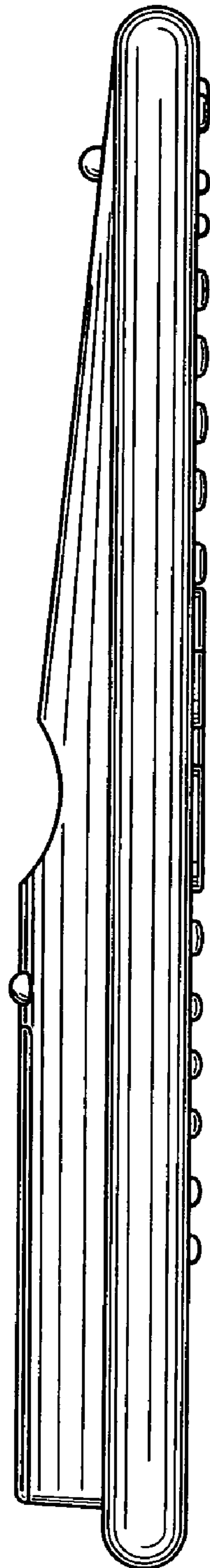


FIG. 5

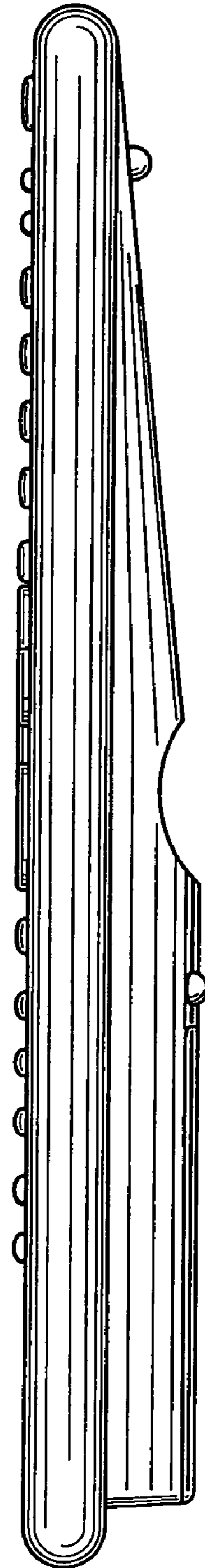


FIG. 6




FIG. 7

