

US00D548725S

(12) **United States Design Patent**  
**Hakoda**

(10) **Patent No.:** **US D548,725 S**

(45) **Date of Patent:** **\*\* Aug. 14, 2007**

(54) **SPEAKER BOX**

(75) Inventor: **Katsuhisa Hakoda**, Tokyo (JP)

(73) Assignee: **Sony Corporation**, Tokyo (JP)

(\*\*) Term: **14 Years**

(21) Appl. No.: **29/254,451**

(22) Filed: **Feb. 24, 2006**

(30) **Foreign Application Priority Data**

Sep. 9, 2005 (JP) ..... D2005-026120

(51) **LOC (8) Cl.** ..... **14-01**

(52) **U.S. Cl.** ..... **D14/214**

(58) **Field of Classification Search** ..... D14/204,  
D14/210-214; 181/143-150, 157, 198-199;  
381/300-302, 306, 333, 345, 361-364, 386-388,  
381/332, 336

See application file for complete search history.

(56) **References Cited**

**U.S. PATENT DOCUMENTS**

5,714,723 A \* 2/1998 Kang ..... 181/199

D405,450 S \* 2/1999 Niitsu ..... D14/214

D432,117 S 10/2000 Miyazaki  
D442,165 S \* 5/2001 Cho ..... D14/214  
D471,894 S 3/2003 Oikawa  
D496,924 S 10/2004 Salyer et al.  
D509,212 S 9/2005 Hioki

\* cited by examiner

*Primary Examiner*—Nanda Bondade

(74) *Attorney, Agent, or Firm*—Rader, Fishman & Grauer  
PLLC

(57) **CLAIM**

The ornamental design for a speaker box, as shown.

**DESCRIPTION**

FIG. 1 is a perspective view of a speaker box showing my  
new design;

FIG. 2 is a front elevational view thereof;

FIG. 3 is a rear elevational view thereof;


FIG. 4 is a left side elevational view thereof;


FIG. 5 is a right side elevational view thereof;

FIG. 6 is a top plan view thereof; and,

FIG. 7 is a bottom plan view thereof.

**1 Claim, 7 Drawing Sheets**





*FIG. 1*




FIG. 2

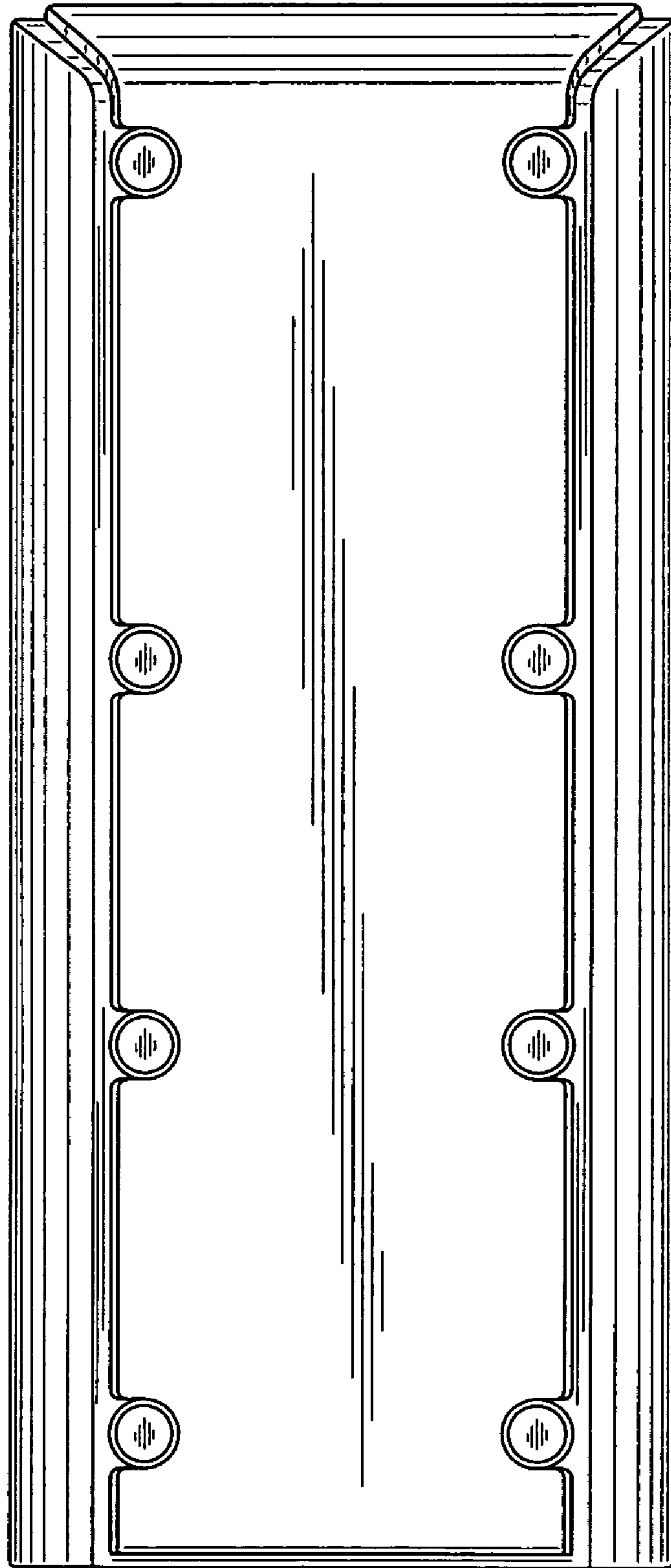


FIG. 3

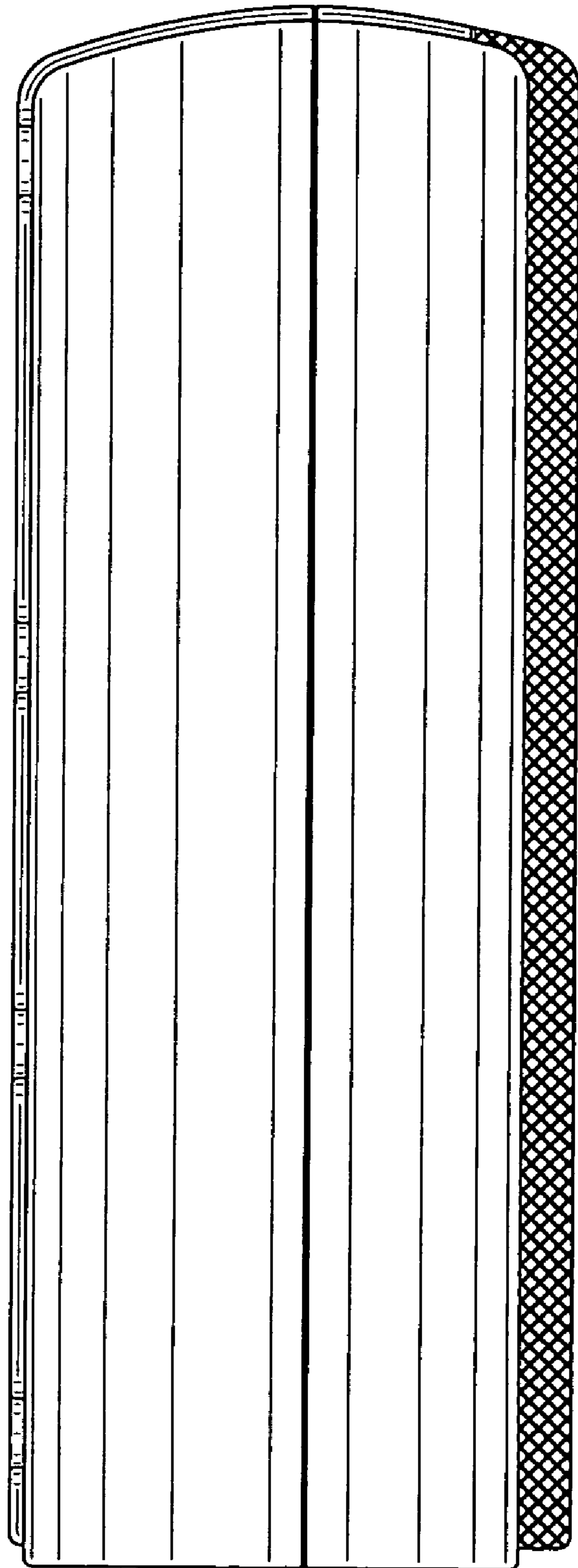


FIG. 4

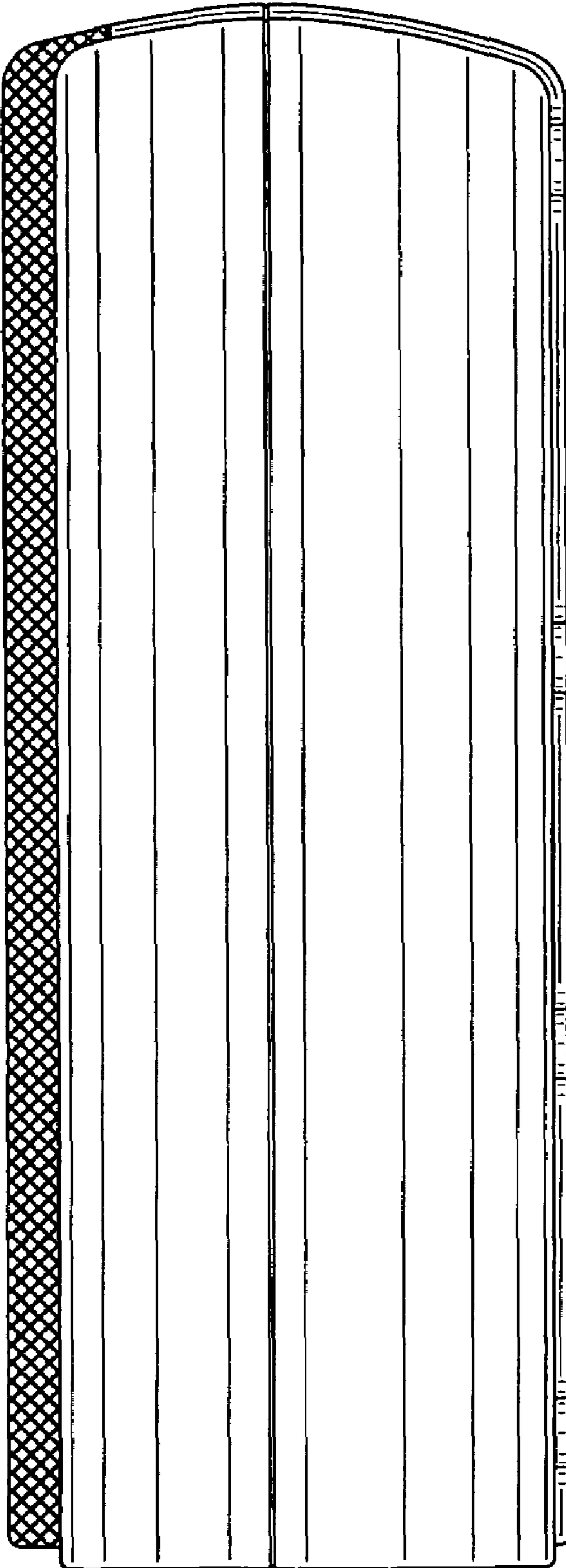
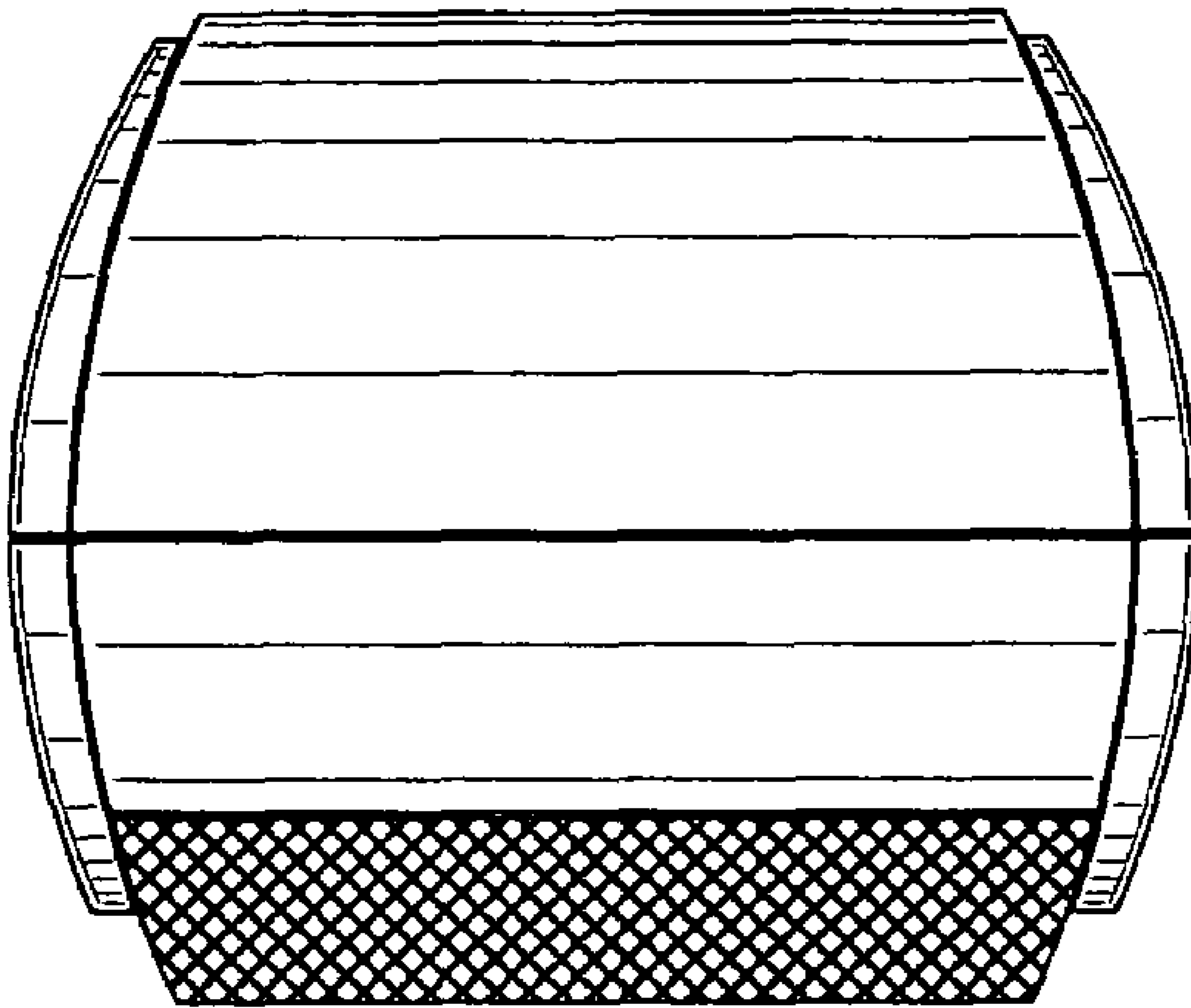



FIG. 5



*FIG. 6*



*FIG. 7*