



US00D548717S

(12) **United States Design Patent** (10) **Patent No.:** **US D548,717 S**
Davis (45) **Date of Patent:** **** Aug. 14, 2007**

(54) **CELLULAR PHONE**

2006/0111052 A1* 5/2006 Gartrell 455/90.3

(75) Inventor: **Mursalie Davis**, Seoul (KR)

FOREIGN PATENT DOCUMENTS

(73) Assignee: **LG Electronics Inc.**, Seoul (KR)

WO DM/067035 * 8/2005

(**) Term: **14 Years**

OTHER PUBLICATIONS

(21) Appl. No.: **29/262,362**

“Nokia 6030”, 1 p including photo, [online], <URL:http://www.gsmarena.com/nokia_6030-1086.php>, announced 1Q 2005, retrieved Feb. 28, 2007.*

(22) Filed: **Jul. 3, 2006**

“Sony Ericsson W700”, 1 p including photo [online], <URL:http://www.gsmarena.com/sony_ericsson_w700-1527.php>, announced Apr. 2006, retrieved Feb. 28, 2007.*

(30) **Foreign Application Priority Data**

* cited by examiner

Jan. 13, 2006 (KR) 30-2006-0001533

Primary Examiner—Charles A. Rademaker

(51) **LOC (8) Cl.** **14-03**

Assistant Examiner—Carla Jobe Wright

(52) **U.S. Cl.** **D14/138**

(74) *Attorney, Agent, or Firm*—Birch, Stewart, Kolasch & Birch, LLP

(58) **Field of Classification Search** D14/137–138, D14/147–148, 156, 218, 247–248, 314–347, D14/496; D16/208; D21/329, 331, 333, D21/517; 348/14.01–14.02; 361/814; 379/433.01–433.13; 455/556.1–556.2, 575.1, 455/575.3, 575.4, 566, 90.3

See application file for complete search history.

(57) **CLAIM**

The ornamental design for a cellular phone, as shown and described.

(56) **References Cited**

DESCRIPTION

U.S. PATENT DOCUMENTS

FIG. 1 is a perspective view of a cellular phone showing the new design;

D484,475 S * 12/2003 Sheu D14/138

FIG. 2 is a front elevation view thereof;

D500,992 S * 1/2005 Shen et al. D14/138

FIG. 3 is a rear elevation view thereof;

D502,160 S * 2/2005 Chen et al. D14/138

FIG. 4 is a left-side elevation view thereof;

D513,011 S * 12/2005 Johnson D14/496

FIG. 5 is a right-side elevation view thereof;

D515,059 S * 2/2006 Wu D14/138

FIG. 6 is a top plan view thereof; and,

D515,533 S * 2/2006 Yano D14/138

FIG. 7 is a bottom plan view thereof.

D524,274 S * 7/2006 Choi et al. D14/138

2004/0162118 A1* 8/2004 Park et al. 455/575.1

1 Claim, 4 Drawing Sheets

2004/0185912 A1* 9/2004 Mason et al. 455/566

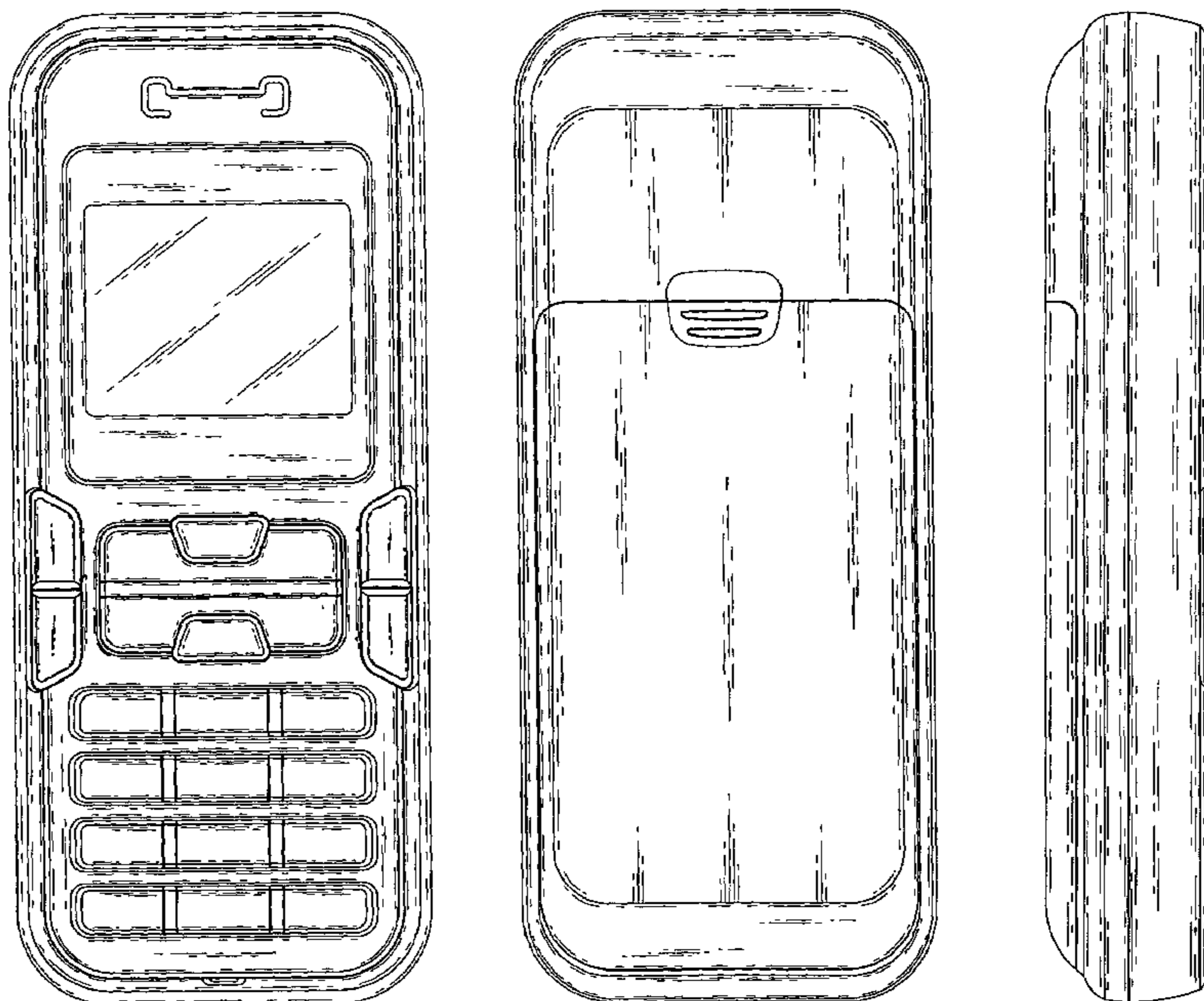


FIG. 1

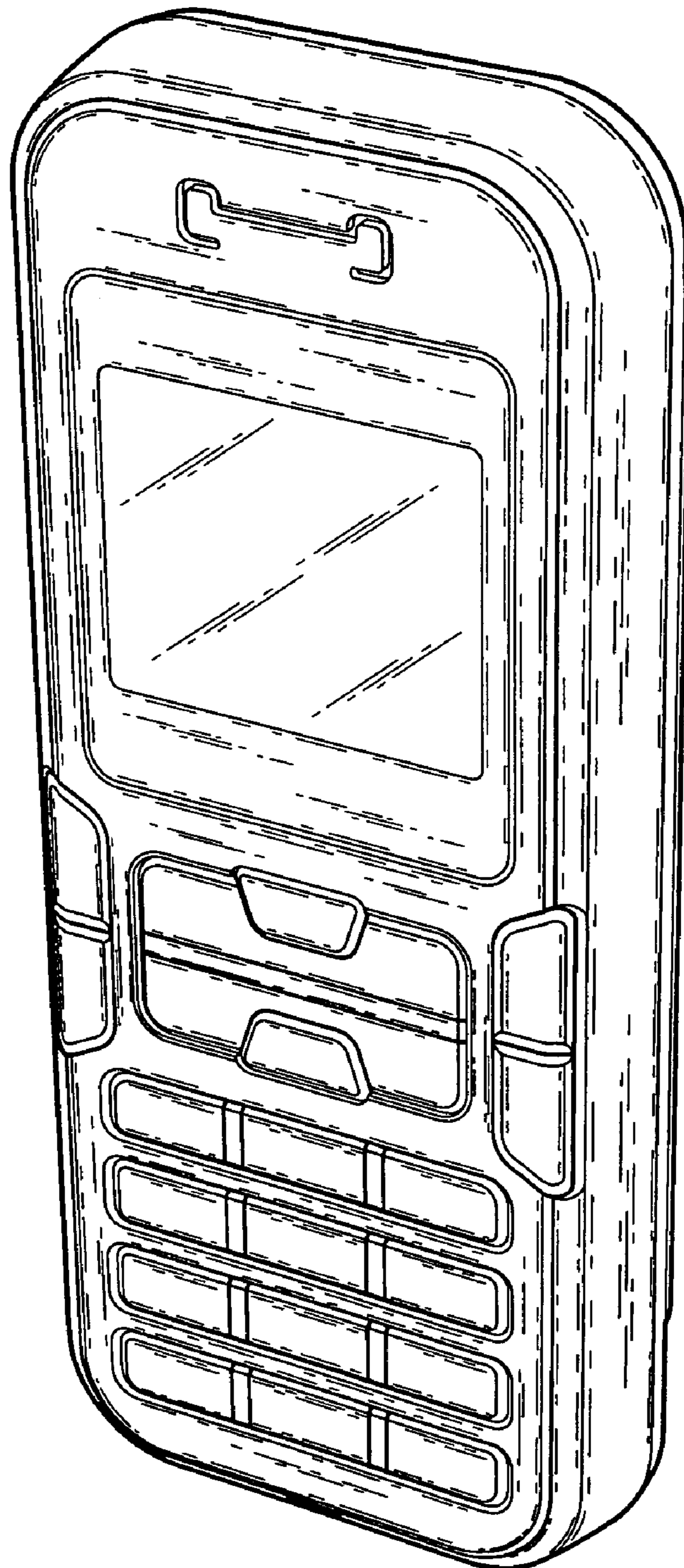


FIG. 2




FIG. 3

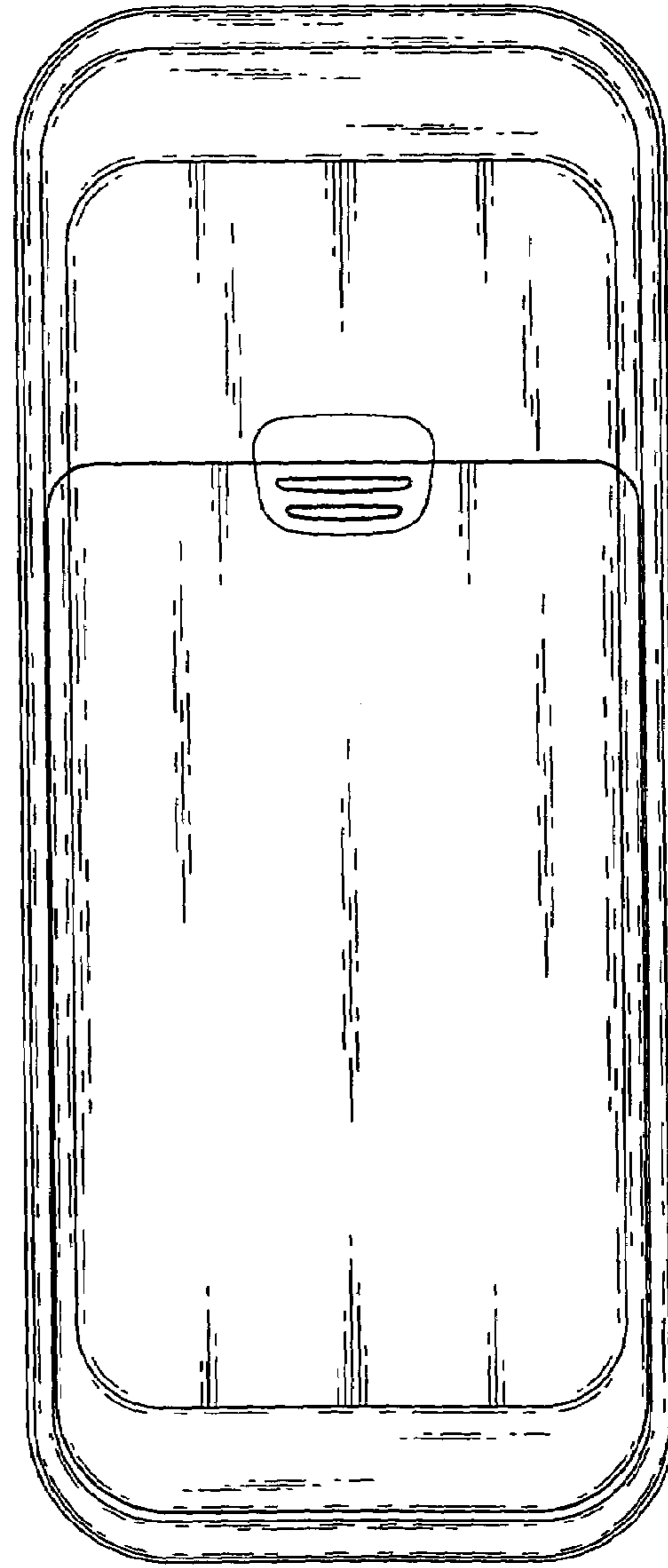


FIG. 4




FIG. 5




FIG. 6




FIG. 7

