



US00D548701S

(12) **United States Design Patent**  
**Hashimoto**

(10) **Patent No.:** **US D548,701 S**

(45) **Date of Patent:** **\*\* Aug. 14, 2007**

(54) **CIRCUIT BREAKER**

(75) Inventor: **Eiichi Hashimoto**, Isesaki (JP)

(73) Assignee: **Hosiden Corporation**, Osaka (JP)

(\*\*) Term: **14 Years**

(21) Appl. No.: **29/261,672**

(22) Filed: **Jun. 19, 2006**

(30) **Foreign Application Priority Data**

Dec. 21, 2005 (JP) ..... 2005-037549

(51) **LOC (8) Cl.** ..... **13-03**

(52) **U.S. Cl.** ..... **D13/160**

(58) **Field of Classification Search** ..... D13/138.2,  
D13/158, 159, 160, 174; D14/140.2; 200/294,  
200/400, 401; 355/13, 16, 18, 202; 337/66  
See application file for complete search history.

(56) **References Cited**

**U.S. PATENT DOCUMENTS**

D163,736 S *	6/1951	Bangert	.....	D13/160
D192,322 S *	3/1962	Dabney	.....	D13/160
D203,271 S *	12/1965	Camp	.....	D13/160
D204,386 S *	4/1966	Davis	.....	D13/160
D206,006 S *	10/1966	Camp	.....	D13/160
D209,209 S *	11/1967	Gryciko	.....	D13/160
D221,861 S *	9/1971	Davis	.....	D13/160
D230,275 S *	2/1974	Mune	.....	D13/160
D233,241 S *	10/1974	Mune	.....	D13/160
D239,628 S *	4/1976	Nicol	.....	D13/160
D253,341 S *	11/1979	Barta, Jr.	.....	D13/160
D254,667 S *	4/1980	Sare	.....	D13/160
4,270,035 A *	5/1981	Richter, Sr.	.....	200/294
4,276,457 A *	6/1981	Myers	.....	200/401
4,468,547 A *	8/1984	Belttary	.....	200/294
D281,156 S *	10/1985	Harper	.....	D13/160
D307,742 S *	5/1990	Serr et al.	.....	D13/138.2
D313,397 S *	1/1991	Willcox	.....	D13/158

D316,403 S *	4/1991	Mercer et al.	.....	D13/160
D318,874 S *	8/1991	Pushelberg et al.	.....	D14/140.2
D320,386 S *	10/1991	Saunders et al.	.....	D13/160
D320,596 S *	10/1991	Sdunek	.....	D13/174
D320,783 S *	10/1991	Sharp et al.	.....	D13/160
D320,784 S *	10/1991	Sharp et al.	.....	D13/160
D325,376 S *	4/1992	Krasser	.....	D13/160
D325,725 S *	4/1992	Yamagata et al.	.....	D13/160
D325,726 S *	4/1992	Yamagata et al.	.....	D13/160
5,196,815 A *	3/1993	Chien et al.	.....	335/16
5,302,787 A *	4/1994	Edds et al.	.....	200/401
5,436,604 A *	7/1995	Mrenna et al.	.....	335/202
5,436,605 A *	7/1995	Mrenna	.....	335/202
5,510,759 A *	4/1996	Gula et al.	.....	335/18
D409,154 S *	5/1999	Chudoba et al.	.....	D13/160
6,084,191 A *	7/2000	Kataya et al.	.....	200/401
6,104,265 A *	8/2000	Maloney et al.	.....	335/13
6,292,076 B1 *	9/2001	DeGrazia et al.	.....	335/202

(Continued)

*Primary Examiner*—Stella Reid

*Assistant Examiner*—Thomas Johannes

(74) *Attorney, Agent, or Firm*—Connolly Bove Lodge & Hutz LLP


(57) **CLAIM**

The ornamental design for a circuit breaker, as shown and described.

**DESCRIPTION**

FIG. 1 is a top plan view;  
FIG. 2 is a front view;  
FIG. 3 is a bottom plan view;  
FIG. 4 is a rear view;  
FIG. 5 is a right-side view, which is a mirror image of the left side;  
FIG. 6 is a first perspective view; and,  
FIG. 7 is an alternate perspective view.

**1 Claim, 3 Drawing Sheets**



# US D548,701 S


Page 2

---

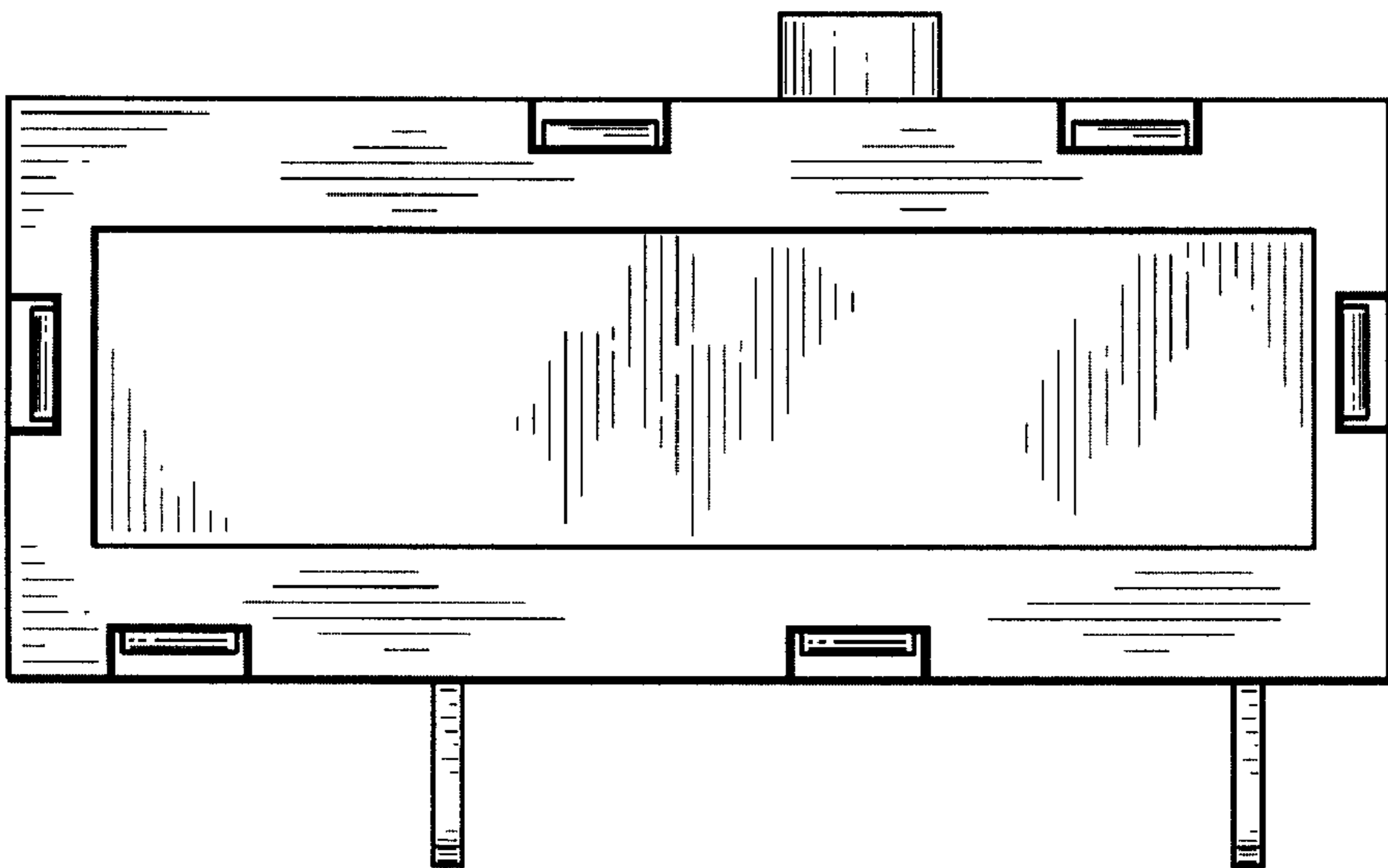
## U.S. PATENT DOCUMENTS

D454,119 S	*	3/2002	Winkler .....	D13/158	D506,185 S	*	6/2005	Kim .....	D13/160
D498,464 S	*	11/2004	Kim .....	D13/160	D535,626 S	*	1/2007	Azzola et al. ....	D13/160
D498,465 S	*	11/2004	Kim .....	D13/160	D537,794 S	*	3/2007	Sasaki et al. ....	D13/159
D499,700 S	*	12/2004	Raabe et al. ....	D13/160	2007/0034495 A1	*	2/2007	Christmann et al. ....	200/400

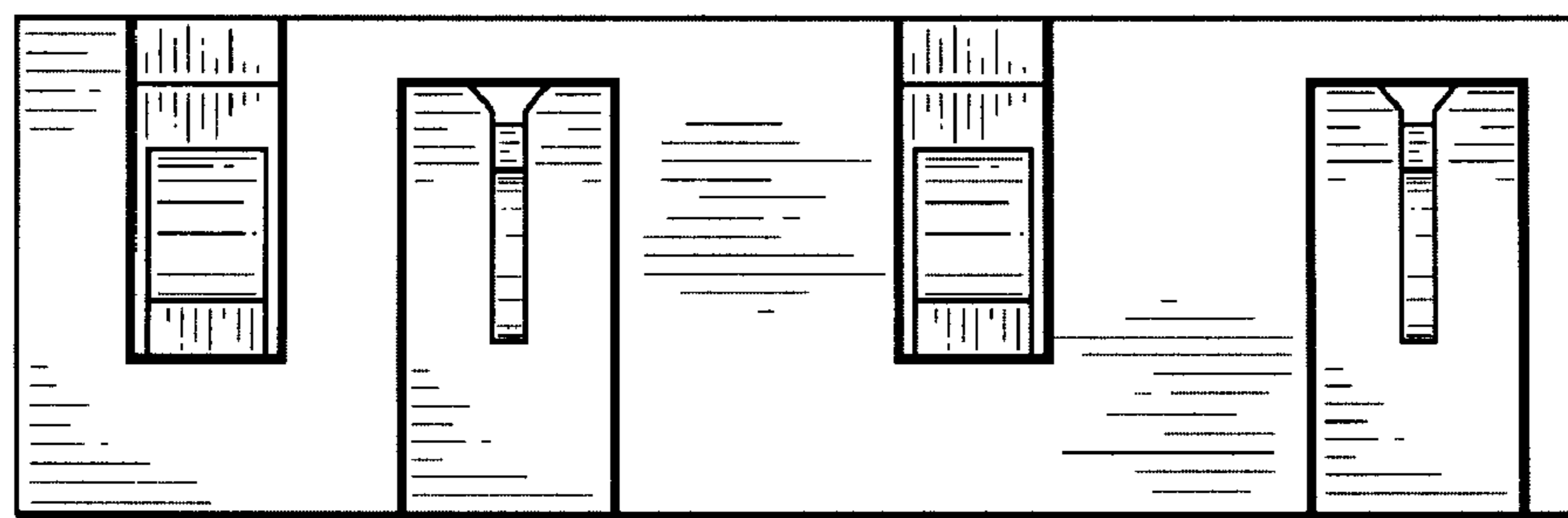
\* cited by examiner



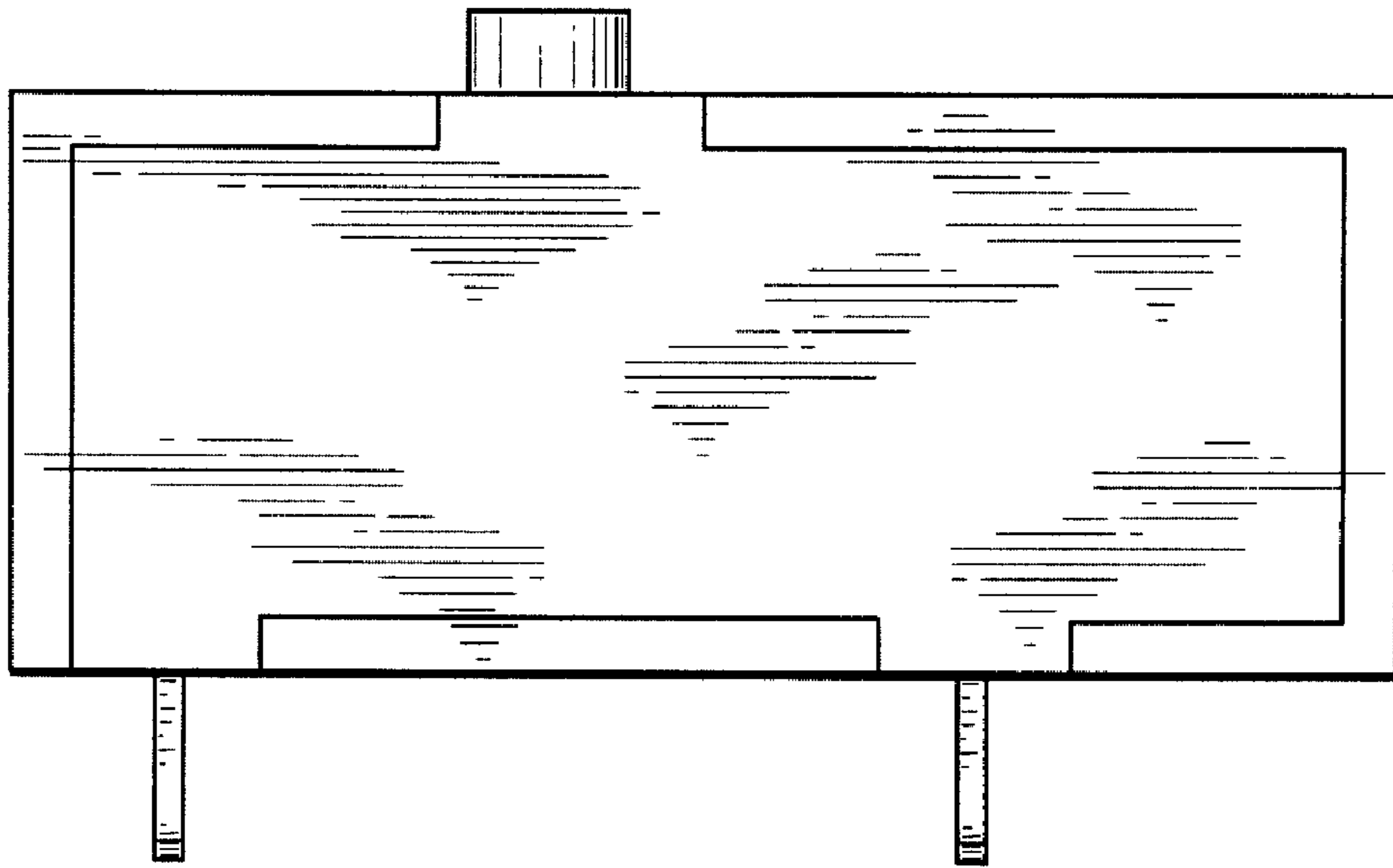
**FIG. 1**



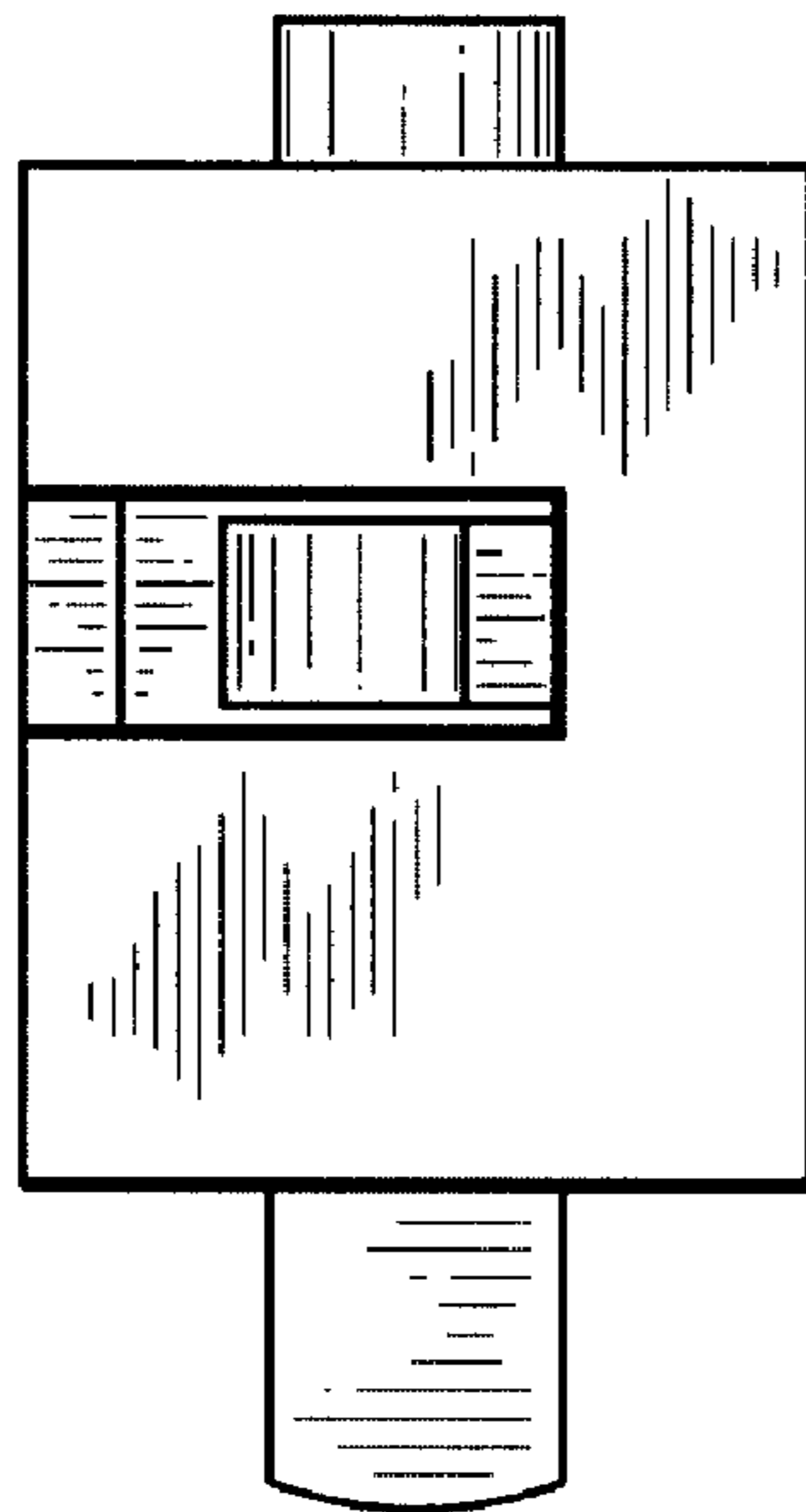
**FIG. 2**



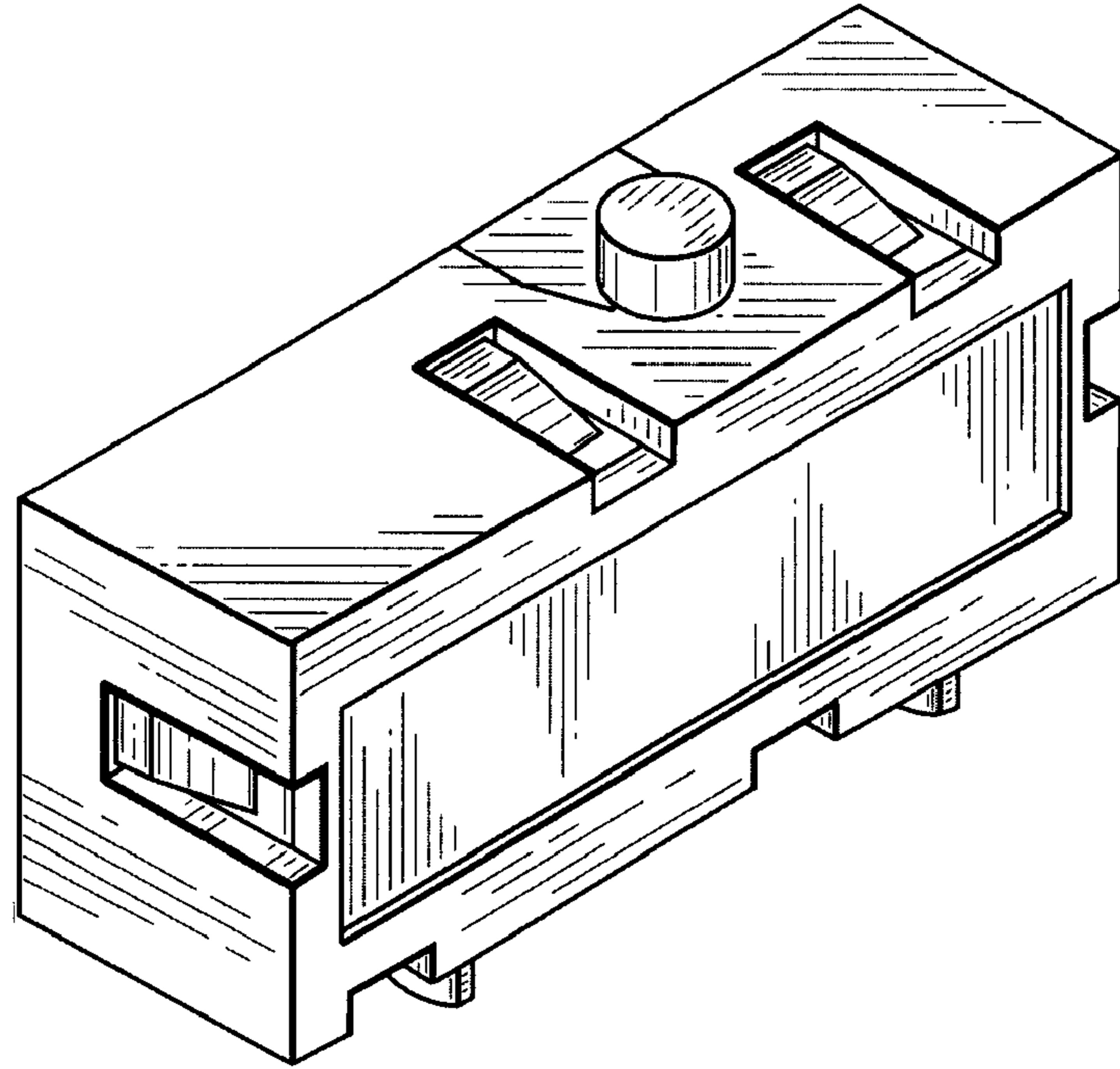
**FIG. 3**



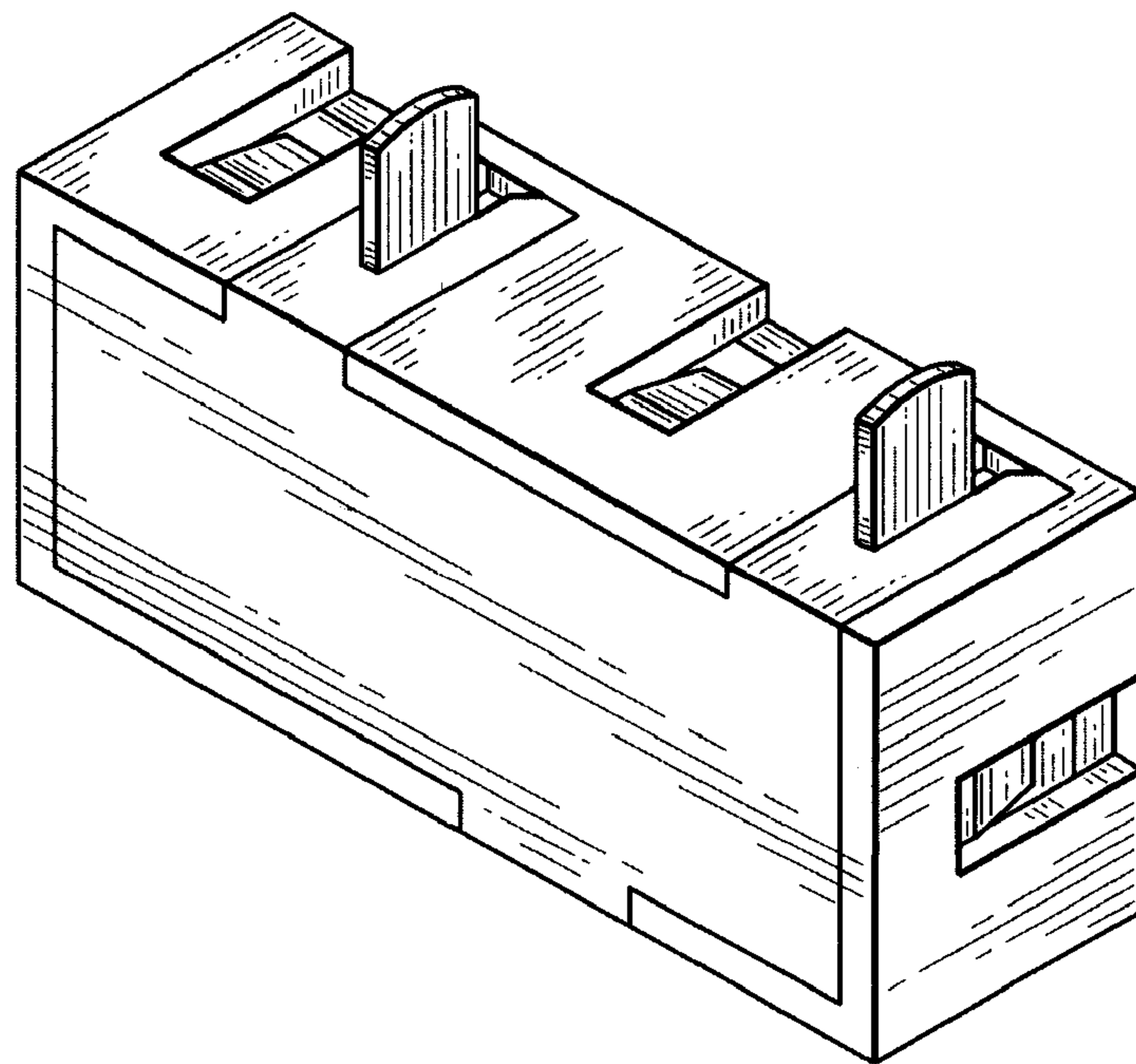
**FIG. 4**



**FIG. 5**



**FIG. 6**



**FIG. 7**