

US00D548697S

(12) **United States Design Patent** (10) **Patent No.:** **US D548,697 S**
Eto et al. (45) **Date of Patent:** **** Aug. 14, 2007**

(54) **STORAGE BATTERY**

(75) Inventors: **Toyohiko Eto**, Toyota (JP); **Shinji Hamada**, Toyohashi (JP); **Tomohiro Matsuura**, Toyota (JP); **Takashi Asahina**, Toyohashi (JP); **Hiroyuki Miyamoto**, Toyohashi (JP)

(73) Assignee: **Toyota Jidosha Kabushiki Aichi**, Aichi (JP)

(**) Term: **14 Years**

(21) Appl. No.: **29/238,544**

(22) Filed: **Sep. 15, 2005**

(30) **Foreign Application Priority Data**

Mar. 17, 2005 (JP) 2005-007987

(51) **LOC (8) Cl.** **13-02**

(52) **U.S. Cl.** **D13/120**

(58) **Field of Classification Search** D13/102-106,
D13/110, 118-121, 133, 154, 184; 429/96-100,
429/163, 176

See application file for complete search history.

(56) **References Cited**

U.S. PATENT DOCUMENTS

D118,923 S * 2/1940 Williams D13/133
D118,924 S * 2/1940 Williams D13/154
D214,379 S * 6/1969 Wolf et al. D13/119
3,864,172 A * 2/1975 Marks 429/1
D251,781 S * 5/1979 Hutton D13/133

D372,459 S * 8/1996 Tiberio et al. D13/146
6,887,618 B2 * 5/2005 Shelekhin et al. 429/175
D513,606 S * 1/2006 Yamane D13/149
2005/0042508 A1 * 2/2005 Kim et al. 429/174
2005/0106454 A1 * 5/2005 Koza et al. 429/175
2006/0057461 A1 * 3/2006 Hamada et al. 429/181
2006/0166087 A1 * 7/2006 Ogata et al. 429/153

* cited by examiner

Primary Examiner—Alan P. Douglas

Assistant Examiner—Rosemary K. Tarcza

(74) *Attorney, Agent, or Firm*—Jordan and Hamburg LLP

(57) **CLAIM**

We claim the ornamental design for a storage battery, as shown and described.

DESCRIPTION

FIG. 1 is a front elevational view of a storage battery showing the present design;

FIG. 2 is a top plan view thereof;

FIG. 3 is a bottom plan view thereof;

FIG. 4 is a left side elevational view thereof; and,

FIG. 5 is a perspective view thereof.

Note that a rear elevational view is omitted since it is symmetrical to a front elevational view. Also note that the part illustrated by solid lines is directed to the article of the present invention. The broken line showing is for illustrative purposes only and forms no part of the claimed design.

1 Claim, 3 Drawing Sheets




Fig. 1




Fig. 2

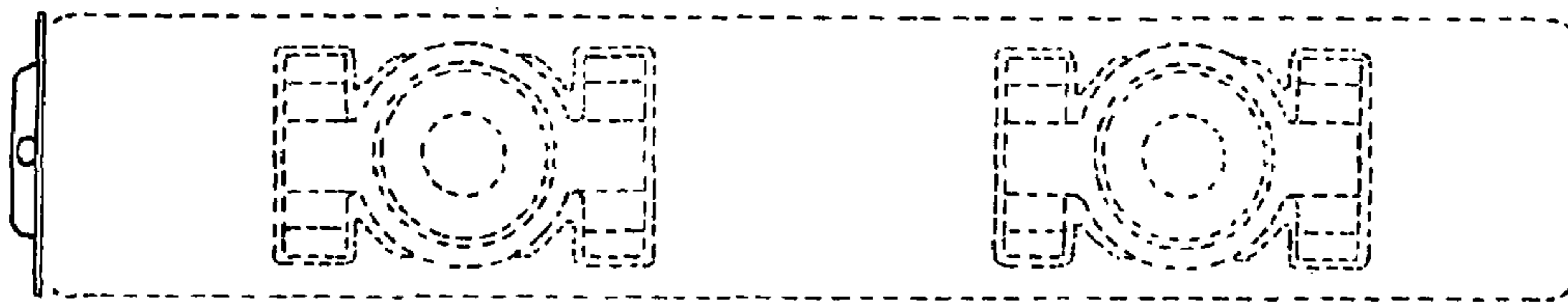


Fig. 3




Fig. 4

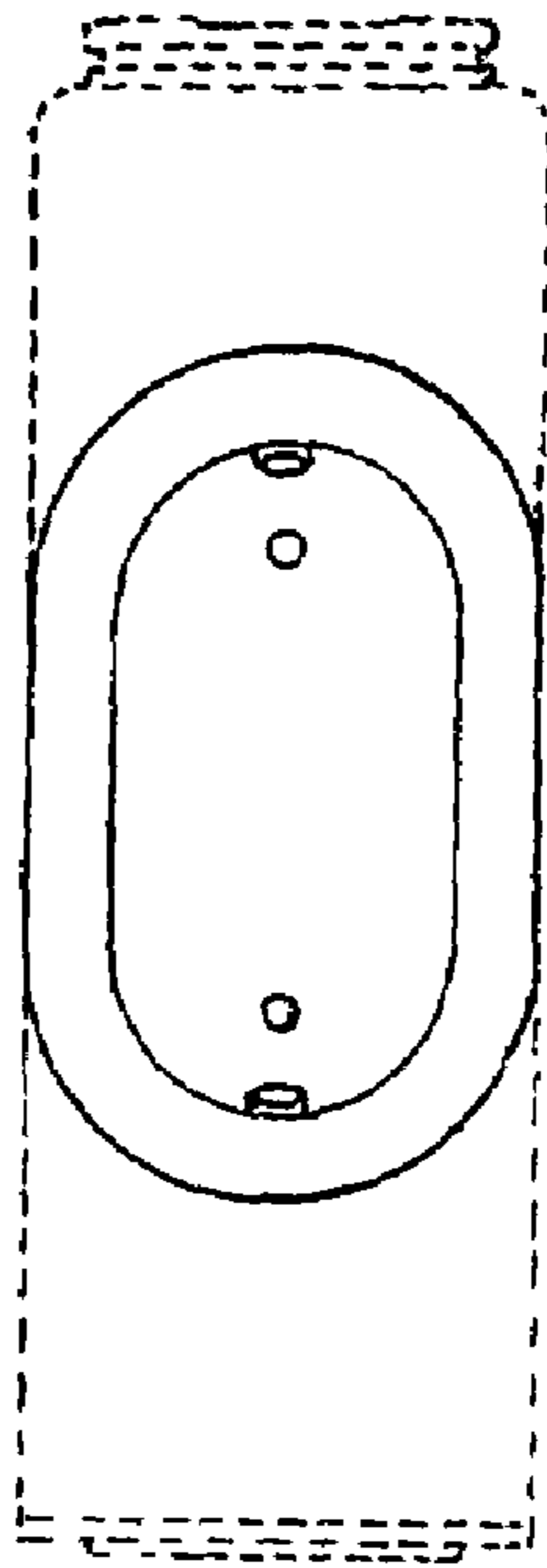


Fig. 5

