

US00D548684S

(12) **United States Design Patent** (10) **Patent No.:** **US D548,684 S**  
**Eto et al.** (45) **Date of Patent:** **\*\* Aug. 14, 2007**

(54) **STORAGE BATTERY**

(75) Inventors: **Toyohiko Eto**, Toyota (JP); **Shinji Hamada**, Toyohashi (JP); **Tomohiro Matsuura**, Toyota (JP); **Takashi Asahina**, Toyohashi (JP)

(73) Assignee: **Toyota Jidosha Kabushiki Kaisha**, Aichi (JP)

(\*\*) Term: **14 Years**

(21) Appl. No.: **29/238,465**

(22) Filed: **Sep. 15, 2005**

(30) **Foreign Application Priority Data**

Mar. 18, 2005 (JP) ..... 2005-008097

(51) **LOC (8) Cl.** ..... **13-02**

(52) **U.S. Cl.** ..... **D13/103**

(58) **Field of Classification Search** ..... D13/102-106,  
D13/110, 118-119, 184; 429/96-100, 163,  
429/176

See application file for complete search history.

(56) **References Cited**

**U.S. PATENT DOCUMENTS**

3,864,172	A *	2/1975	Marks	.....	429/1
D290,524	S *	6/1987	Kusmer	.....	D13/110
D370,201	S *	5/1996	Okano et al.	.....	D13/103
D414,158	S *	9/1999	Frye et al.	.....	D13/103
D444,448	S *	7/2001	Robinson et al.	.....	D13/103
D464,618	S *	10/2002	Ando et al.	.....	D13/110

D481,995	S *	11/2003	Yokota	.....	D13/103
D492,649	S *	7/2004	Resch et al.	.....	D13/103
D509,182	S *	9/2005	Takeshita et al.	.....	D13/103
D516,503	S *	3/2006	Takeshita et al.	.....	D13/103
D526,612	S *	8/2006	Sugeno et al.	.....	D13/103
2004/0126656	A1 *	7/2004	Cho	.....	429/181
2006/0057461	A1 *	3/2006	Hamada et al.	.....	429/181

\* cited by examiner

*Primary Examiner*—Alan P. Douglas

*Assistant Examiner*—Rosemary K. Tarcza

(74) *Attorney, Agent, or Firm*—Jordan and Hamburg LLP

(57) **CLAIM**

We claim the ornamental design for a storage battery, as shown and described.

**DESCRIPTION**

FIG. 1 is a front elevational view of a storage battery showing the present design;

FIG. 2 is a top plan view thereof;

FIG. 3 is a bottom plan view thereof;

FIG. 4 is a right side elevational view thereof;

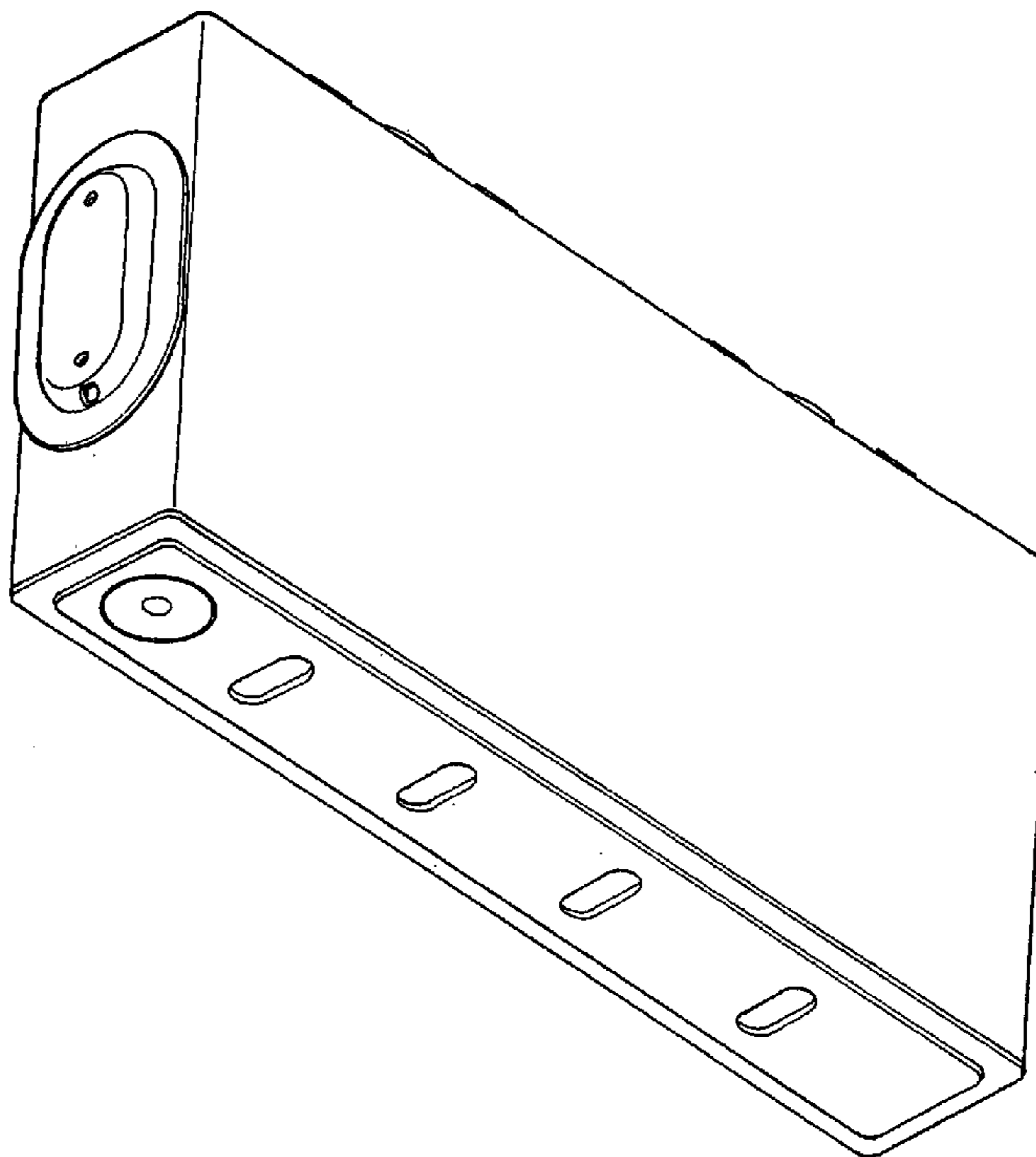
FIG. 5 is a left side elevational view thereof;

FIG. 6 is a perspective view thereof; and,


FIG. 7 is a cross-sectional view along line VII-VII in FIG. 5.

Note that a rear elevational view is omitted since it is symmetrical to a front elevational view.


**1 Claim, 4 Drawing Sheets**




*Fig. 1*




*Fig. 2*



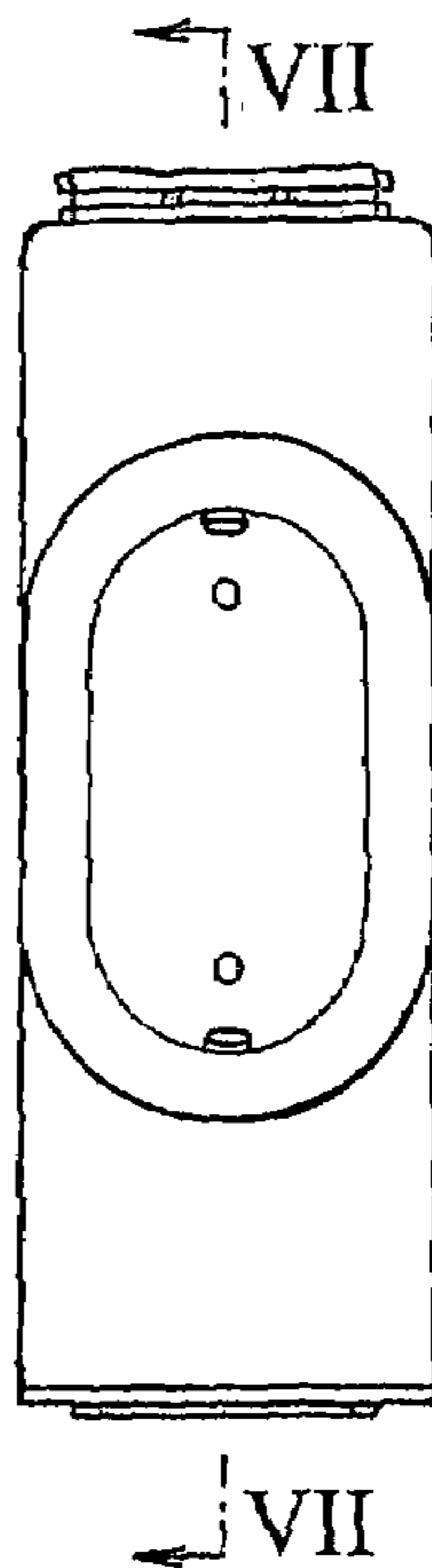
*Fig. 3*



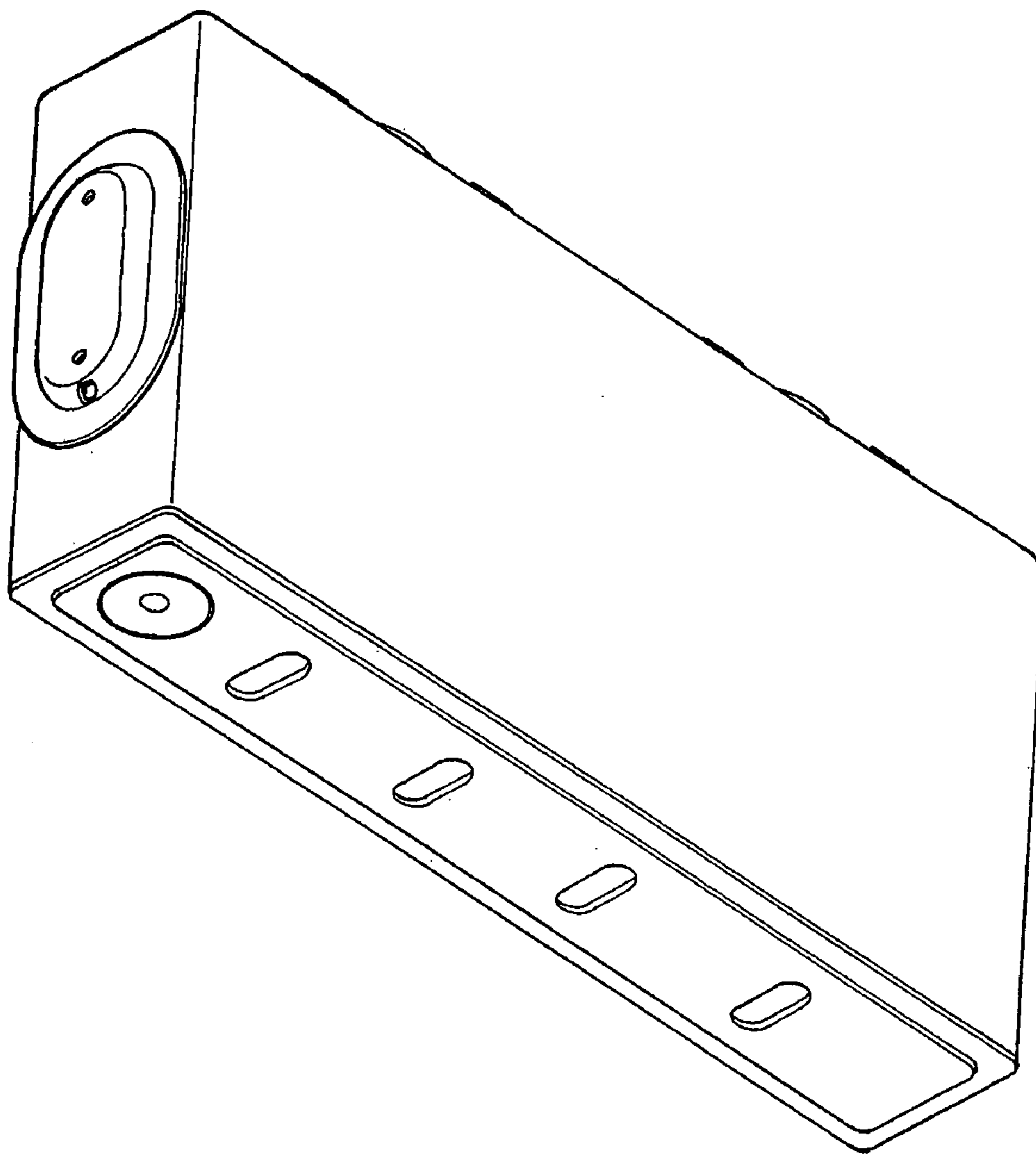
*Fig. 4*



*Fig. 5*



*Fig. 6*



*Fig. 7*

