

US00D548668S

(12) **United States Design Patent**
Walton et al.

(10) **Patent No.: US D548,668 S**

(45) **Date of Patent: ** Aug. 14, 2007**

(54) **WATERCRAFT MOUNTING CLIP**

(75) Inventors: **Joseph Walton**, Trinity, NC (US);
Andrew J. Zimmerman, Greensboro,
NC (US)

(73) Assignee: **Legacy Paddlesports LLC**,
Greensboro, NC (US)

(**) Term: **14 Years**

(21) Appl. No.: **29/248,315**

(22) Filed: **Aug. 9, 2006**

(51) **LOC (8) Cl.** **12-06**

(52) **U.S. Cl.** **D12/317; D8/395**

(58) **Field of Classification Search** D12/300,
D12/303, 307, 318; D8/382, 394-396; 24/459,
24/464, 545, 546, 559, 563; 248/74.2, 300,
248/301, 316.7, 229.26

See application file for complete search history.

(56) **References Cited**

U.S. PATENT DOCUMENTS

- 3,245,031 A * 4/1966 Barney et al. 439/861
- 3,332,119 A * 7/1967 Sherwood 24/131 R
- D277,546 S * 2/1985 Trotta D8/349
- D315,865 S * 4/1991 Fisscher D8/395
- D316,811 S * 5/1991 Paul D8/382
- D319,572 S * 9/1991 Robinson D8/380
- D341,078 S * 11/1993 Saavedra D8/395
- 5,292,102 A * 3/1994 Hoover 248/539
- 5,364,054 A * 11/1994 Miller et al. 248/304
- D384,574 S * 10/1997 Cox D8/349
- 5,772,166 A * 6/1998 Adams 248/231.81

- 5,819,476 A * 10/1998 Annstedt, Sr. 52/11
- D453,294 S * 2/2002 Bitzer D8/395
- D509,423 S * 9/2005 Mariano et al. D8/395
- D523,330 S * 6/2006 Mattesky D8/395

* cited by examiner

Primary Examiner—Holly H. Baynham

Assistant Examiner—Cynthia M. Chin

(74) *Attorney, Agent, or Firm*—Womble Carlyle Sandridge
& Rice, PLLC

(57) **CLAIM**

The ornamental design for a watercraft mounting clip, as shown and described.

DESCRIPTION

FIG. 1 is a left front perspective view of a watercraft mounting clip showing our new design;

FIG. 2 is a right rear perspective view thereof;

FIG. 3 is a front elevation view thereof;

FIG. 4 is a rear elevation view thereof.

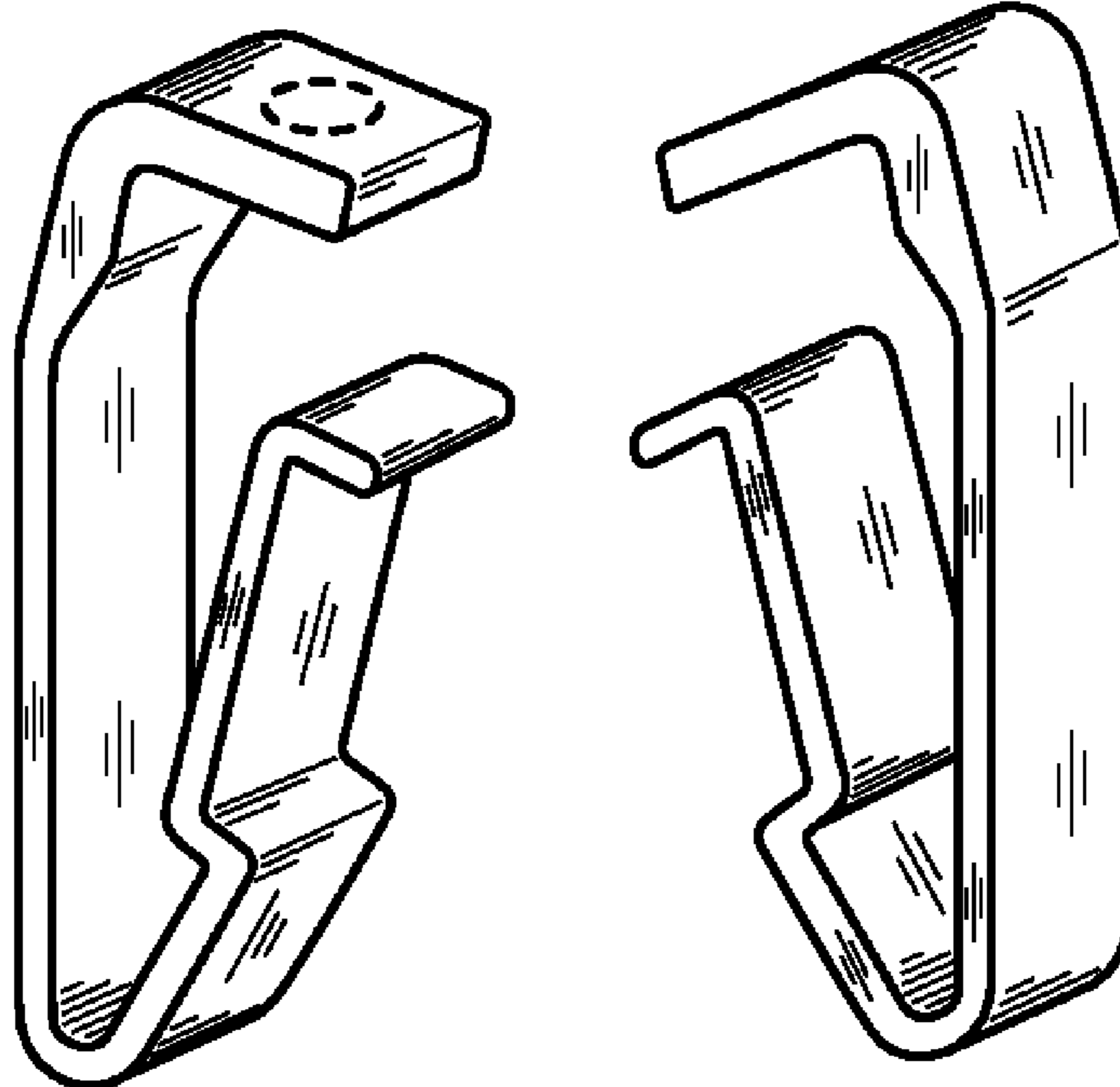
FIG. 5 is a top plan view thereof;

FIG. 6 is a bottom plan view thereof; and,

FIG. 7 is a side elevation view, the opposite side being a mirror image thereof.

The views of the watercraft mounting clip not shown form no part of the claimed design. The broken lines depicting a hole represent environmental elements only, and form no part of the claimed design.

1 Claim, 1 Drawing Sheet






Fig. 1

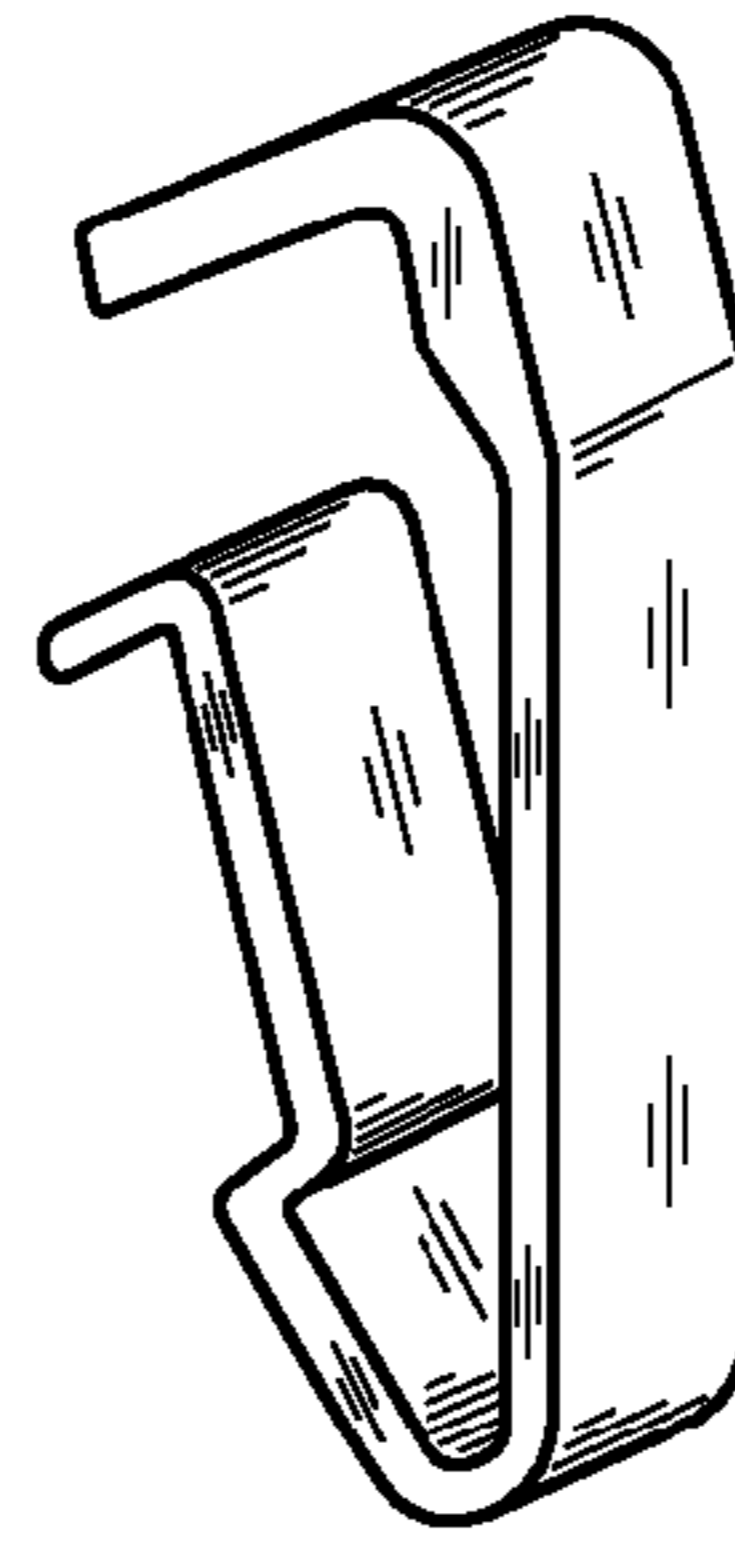


Fig. 2




Fig. 3




Fig. 4

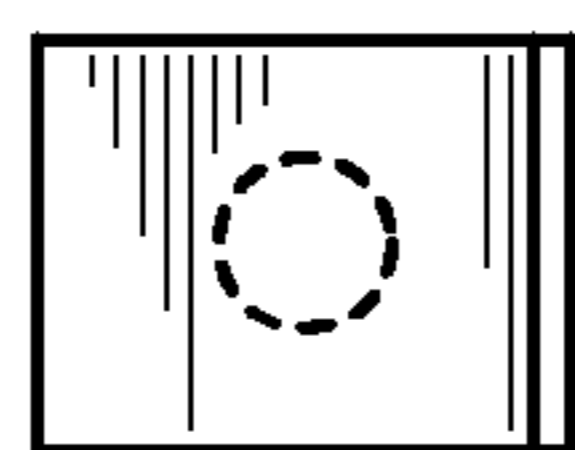


Fig. 5

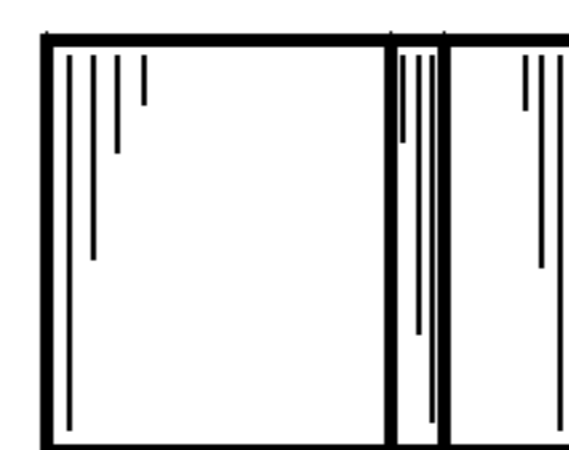


Fig. 6

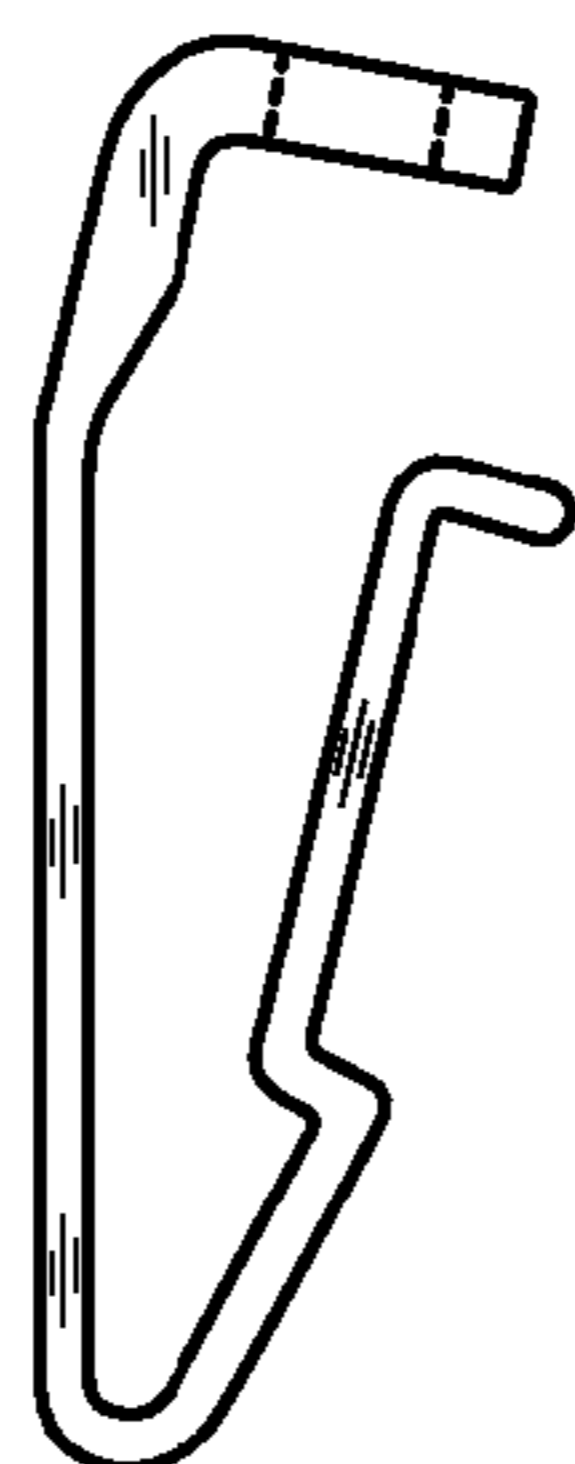


Fig. 7