

US00D548667S

(12) **United States Design Patent** (10) **Patent No.:** **US D548,667 S**
Walton et al. (45) **Date of Patent:** **** Aug. 14, 2007**

(54) **WATERCRAFT HULL**

D533,829 S * 12/2006 Jacobs et al. D12/302

(75) Inventors: **Joseph Walton**, Trinity, NC (US);
Andrew J Zimmerman, Greensboro,
NC (US)

(73) Assignee: **Legacy Paddlesports LLC**,
Greensboro, NC (US)

(**) Term: **14 Years**

(21) Appl. No.: **29/248,313**

(22) Filed: **Aug. 9, 2006**

(51) **LOC (8) Cl.** **12-06**

(52) **U.S. Cl.** **D12/302**

(58) **Field of Classification Search** D12/300,
D12/302, 303, 316, 317; 114/61.25, 343,
114/345, 347, 348, 350, 353, 354, 363, 357;
D21/542, 801

See application file for complete search history.

(56) **References Cited**

U.S. PATENT DOCUMENTS

- D265,475 S * 7/1982 Pape D12/303
- D270,827 S * 10/1983 Dorfman D12/302
- 4,768,459 A * 9/1988 Cerkvenik et al. 114/363
- D308,662 S * 6/1990 Darby D12/302
- D316,845 S * 5/1991 Slanker et al. D12/302
- D317,002 S * 5/1991 Muller et al. D12/318
- 5,042,416 A 8/1991 Arcouette
- D341,351 S 11/1993 Arcouette
- D359,528 S * 6/1995 Knudsen D21/542
- D362,835 S * 10/1995 Dinsdale et al. D12/304
- 5,975,004 A * 11/1999 Nesseth 114/347
- 6,112,692 A 9/2000 Lekhtman
- 6,871,608 B2 3/2005 Rosen
- 7,021,234 B1 4/2006 Belyeu
- D519,908 S * 5/2006 Ward D12/302

OTHER PUBLICATIONS

The W Kayak, Wavewalk Catamaran Fishing Kayaks; Wavewalk Inc., <<http://www.wavewalk.com>>; available as of Aug. 8, 2006.
Cat-A-Pac Twin-V Hull, Passion Canoe Company, <<http://www.passioncanoe.com/hull.html>>; available as of Aug. 8, 2006.
Catamaran Kayaks, WaterSports Products, <http://www.watersportsproducts.com/store2/kayak_canoes.htm>; available as of Aug. 8, 2006.

* cited by examiner

Primary Examiner—Holly H. Baynham

Assistant Examiner—Cynthia M. Chin

(74) *Attorney, Agent, or Firm*—Womble Carlyle Sandridge & Rice, PLLC

(57) **CLAIM**

The ornamental design for a watercraft hull, as shown and described.

DESCRIPTION

FIG. 1 is a perspective view of a watercraft hull showing our new design;

FIG. 2 is a second perspective view thereof;

FIG. 3 is a top plan view thereof;

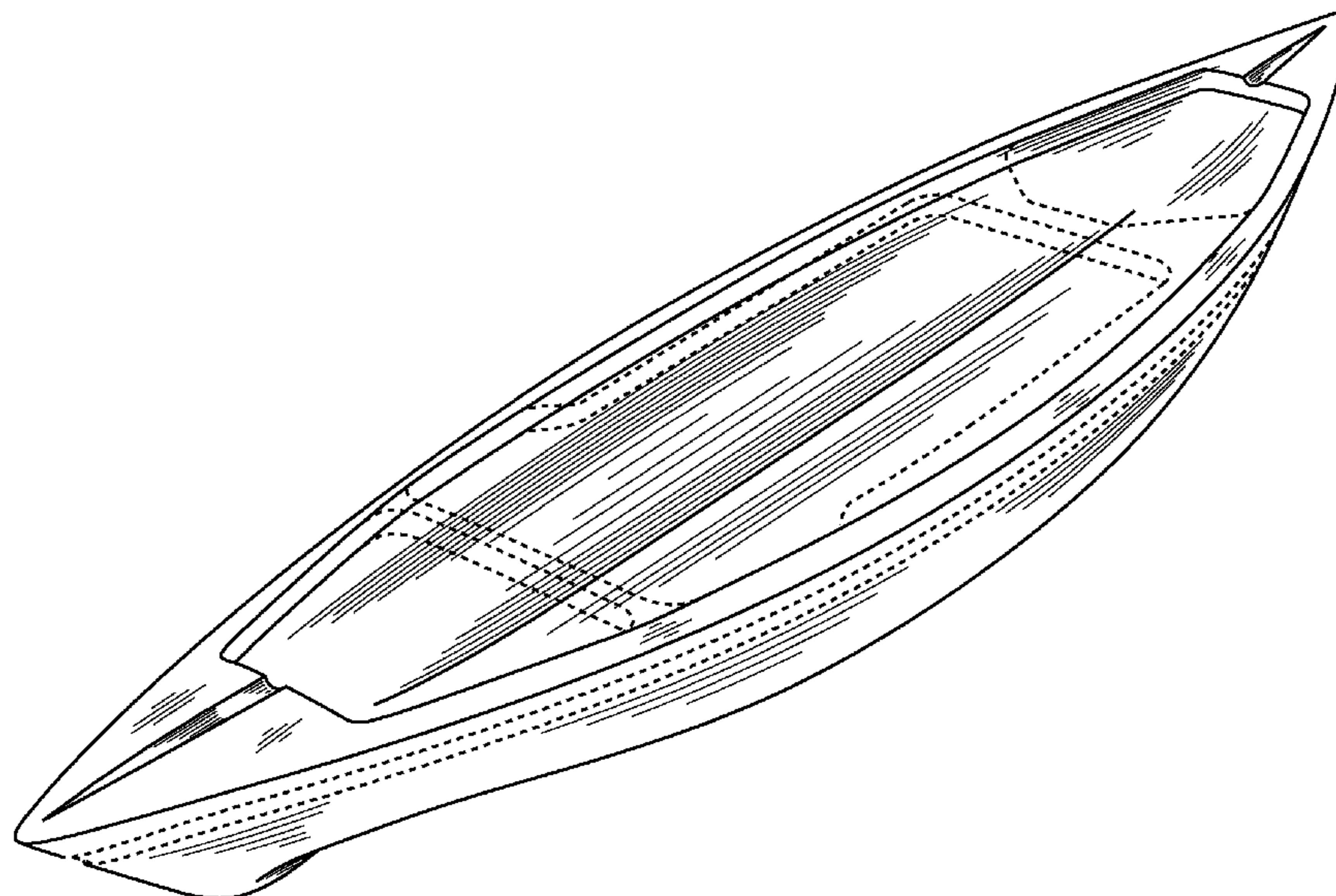
FIG. 4 is a bottom plan view thereof;

FIG. 5 is an enlarged end elevation view thereof, the opposite end being a mirror image thereof; and,

FIG. 6 is an enlarged side elevation view thereof, the opposite side being a mirror image thereof.

The views of the watercraft hull not shown form no part of the claimed design. The broken lines depicting thwarts, deck features, gunwale features, and sidewall features represent environmental elements only, and form no part of the claimed design.

1 Claim, 6 Drawing Sheets



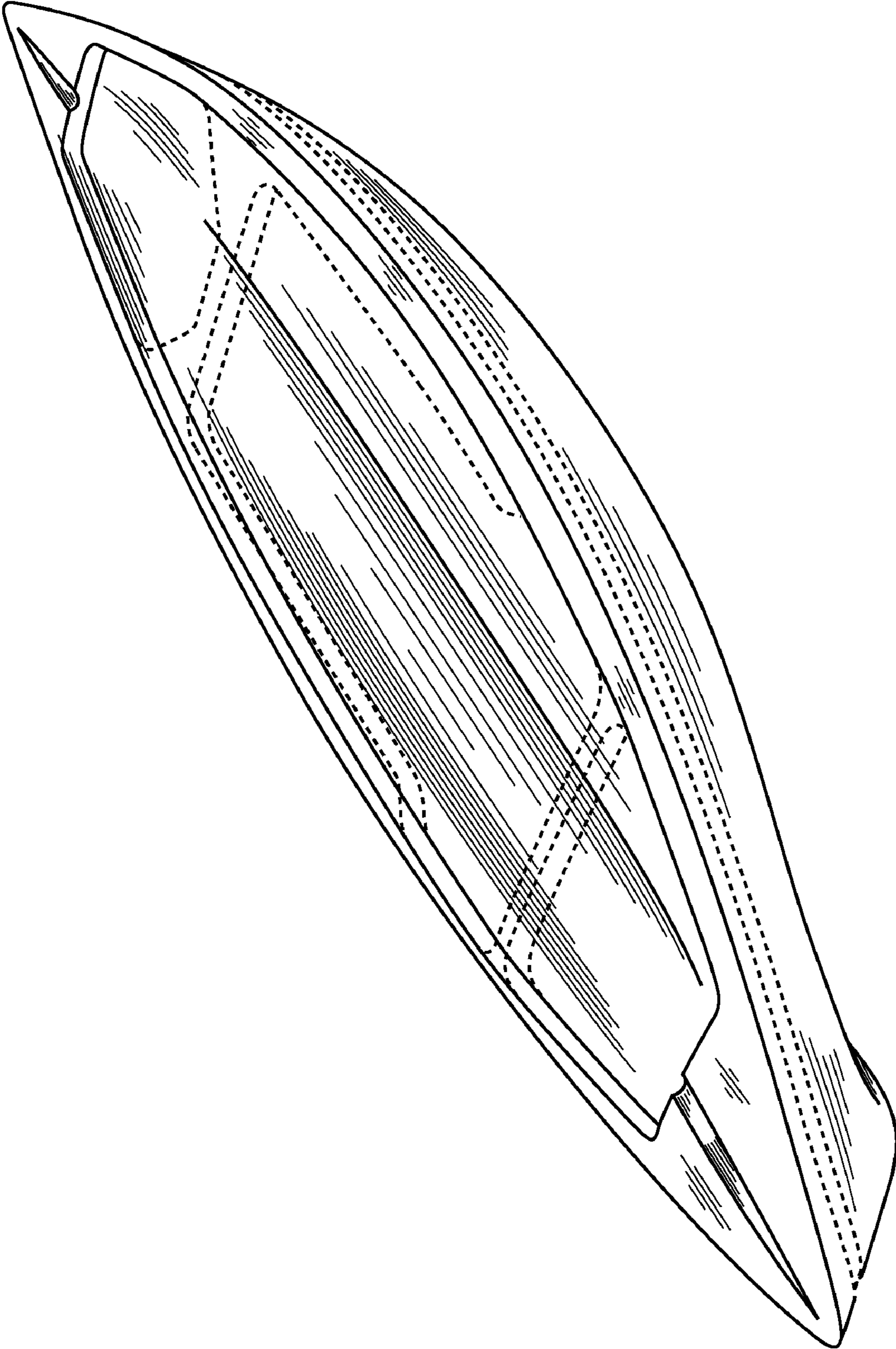


Fig. 1

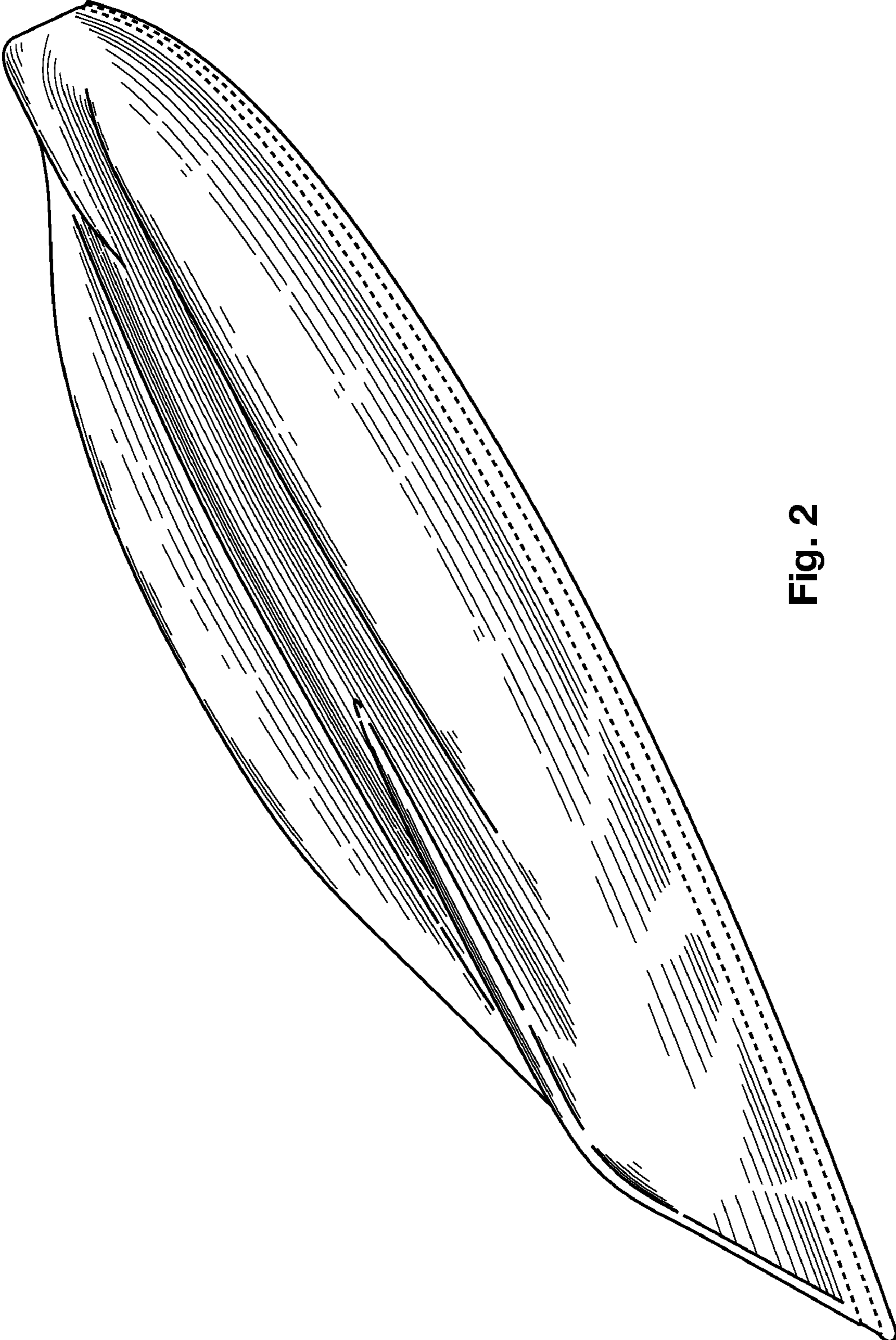


Fig. 2

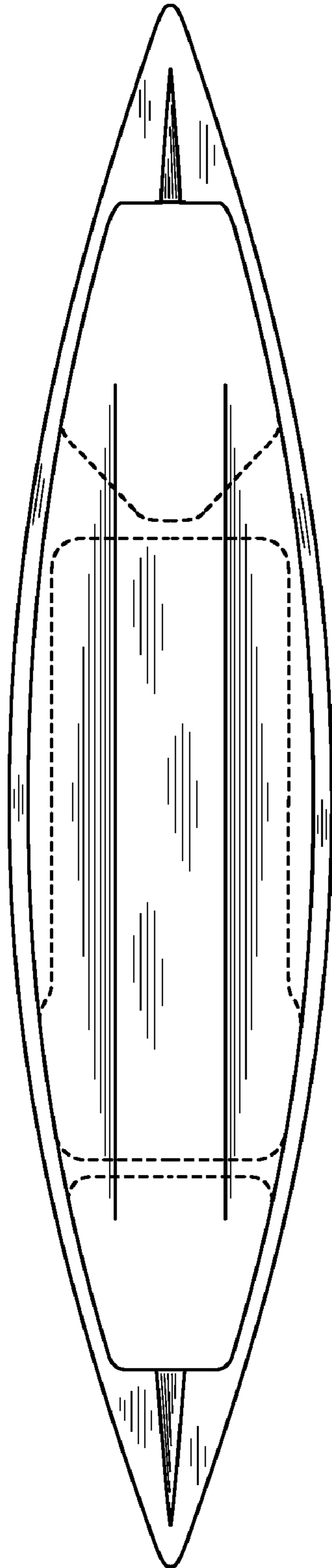


Fig. 3

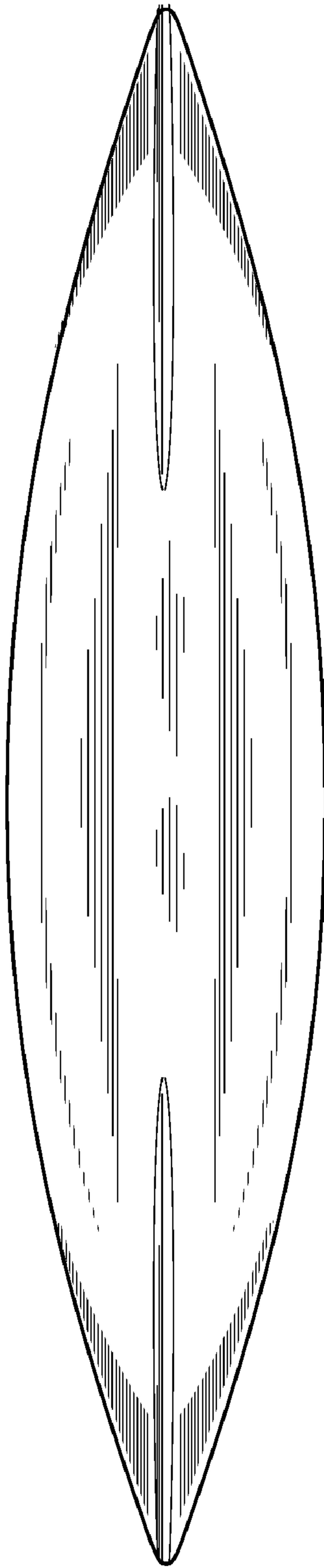


Fig. 4

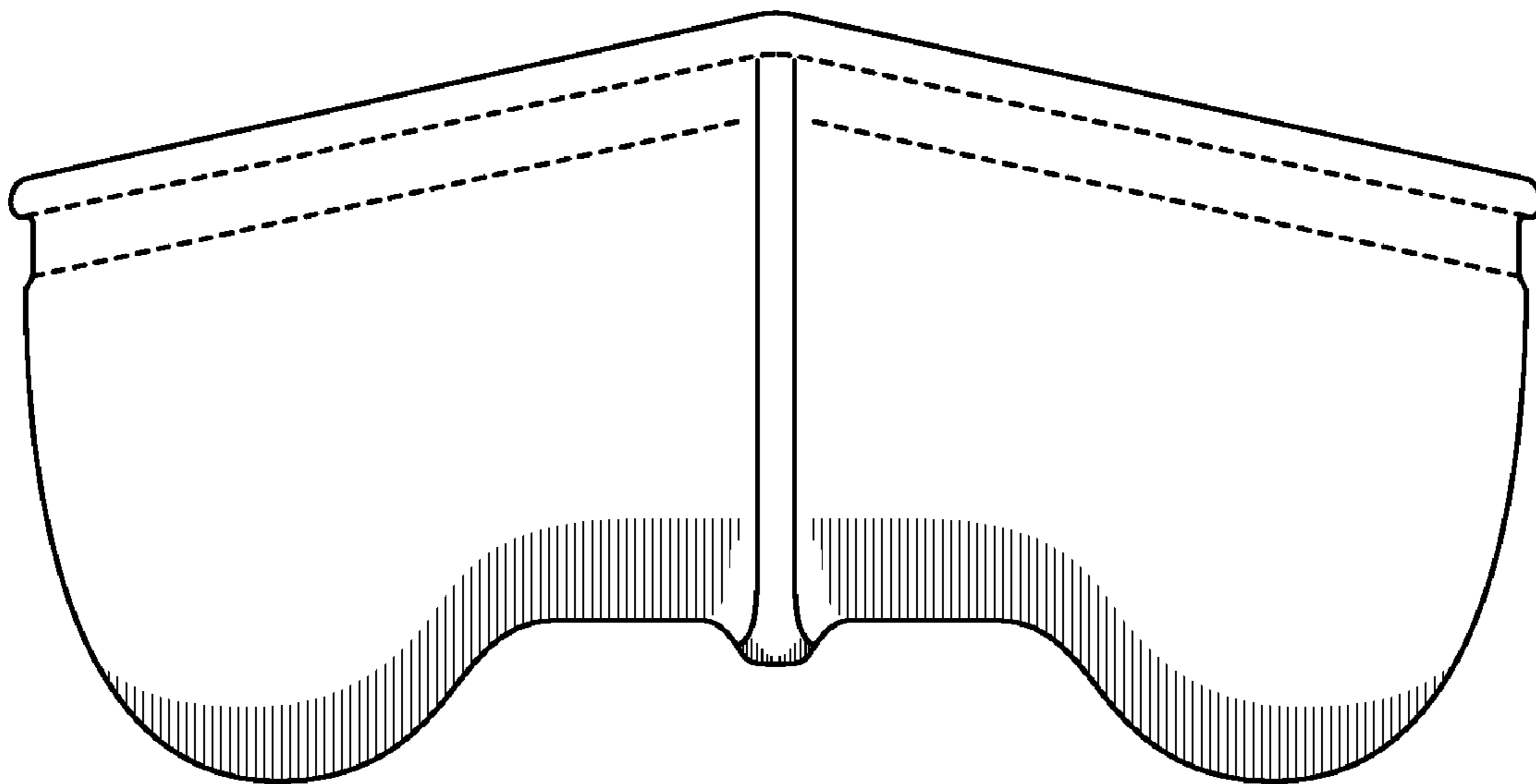


Fig. 5

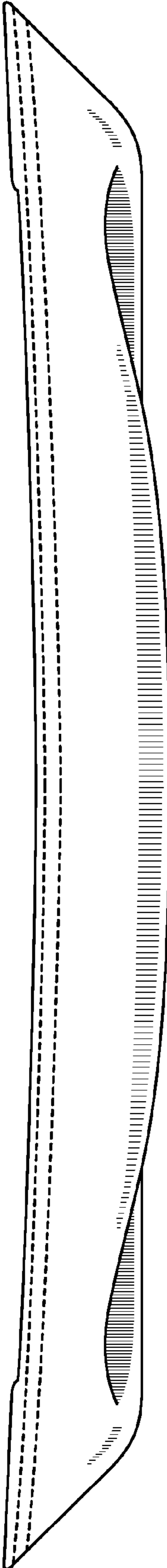


Fig. 6