



US00D548666S

(12) **United States Design Patent**
Laupman

(10) **Patent No.:** **US D548,666 S**

(45) **Date of Patent:** **** Aug. 14, 2007**

(54) **YACHT**

(75) Inventor: **Ronald F. Laupman**, Druten (NL)

(73) Assignee: **Heesen Yacht Builders B.V.** (NL)

(**) Term: **14 Years**

(21) Appl. No.: **29/185,014**

(22) Filed: **Jun. 20, 2003**

(30) **Foreign Application Priority Data**

Dec. 24, 2002 (WO) DM/063017

(51) **LOC (8) Cl.** **12-06**

(52) **U.S. Cl.** **D12/300**

(58) **Field of Classification Search** D12/300,
D12/303, 304, 310, 315, 317, 318; 114/343,
114/355, 71, 364; 440/69
See application file for complete search history.

(56) **References Cited**

U.S. PATENT DOCUMENTS

- 4,383,828 A * 5/1983 Wynne 440/69
- D290,949 S * 7/1987 Scarboro D12/315
- D315,137 S * 3/1991 Runte D12/303

- D315,892 S * 4/1991 Tollefson et al. D12/315
- D319,621 S * 9/1991 Kotzebue D12/318
- D319,623 S * 9/1991 Kotzebue D12/318
- D429,682 S * 8/2000 Garland et al. D12/315

* cited by examiner

Primary Examiner—Holly H. Baynham

Assistant Examiner—Cynthia M. Chin

(74) *Attorney, Agent, or Firm*—Bell, Boyd & Lloyd LLP

(57) **CLAIM**

The ornamental design for a yacht, as shown and described.

DESCRIPTION

FIG. 1 is a reduced front perspective view of the yacht showing my new design;

FIG. 2 is a rear perspective view thereof;


FIG. 3 is a right side view thereof, and the left side view is a mirror image thereof;

FIG. 4 is a top view thereof;

FIG. 5 is a reduced rear elevation view thereof; and,

FIG. 6 is a reduced front elevation thereof.

1 Claim, 2 Drawing Sheets



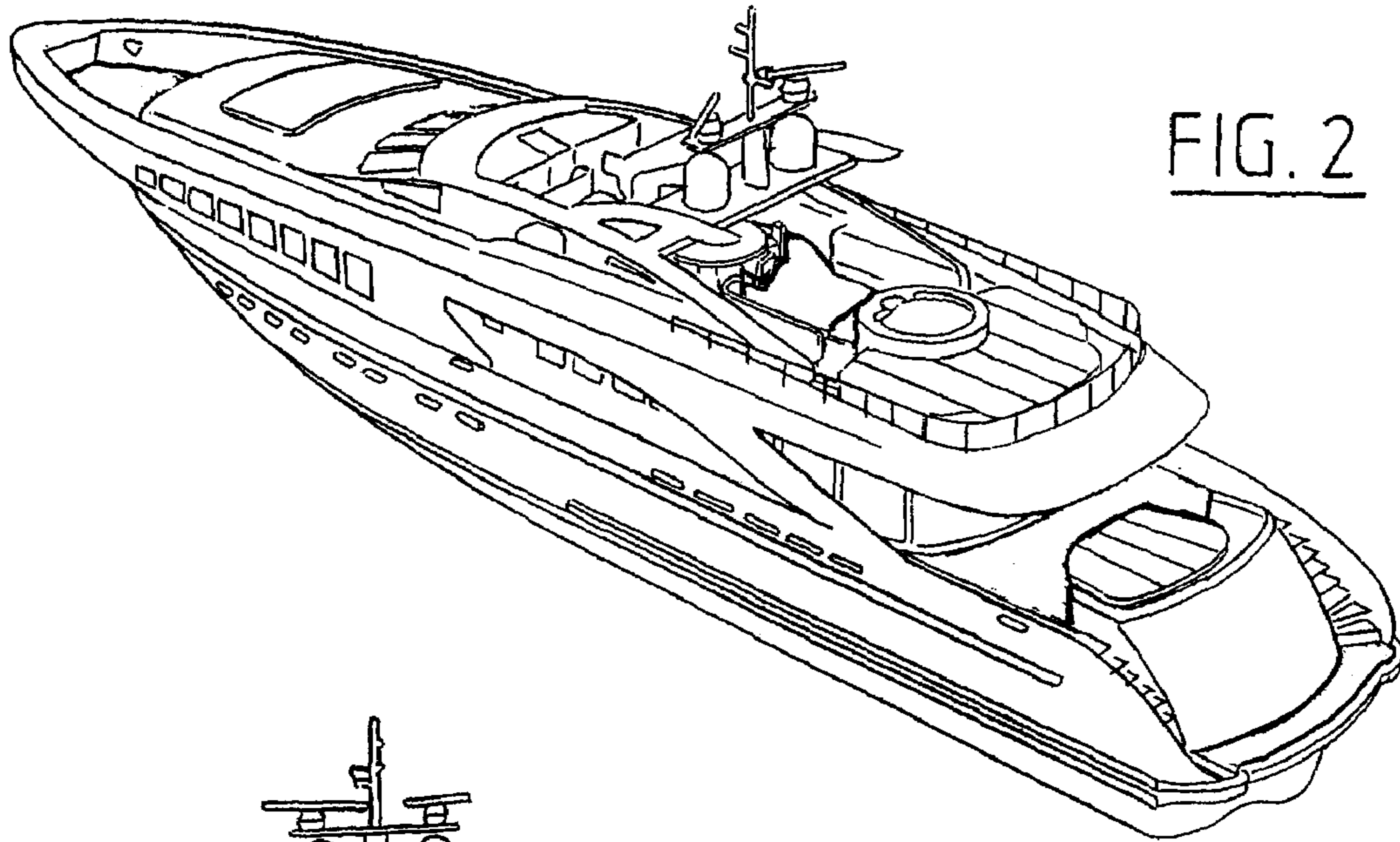


FIG. 2




FIG. 1

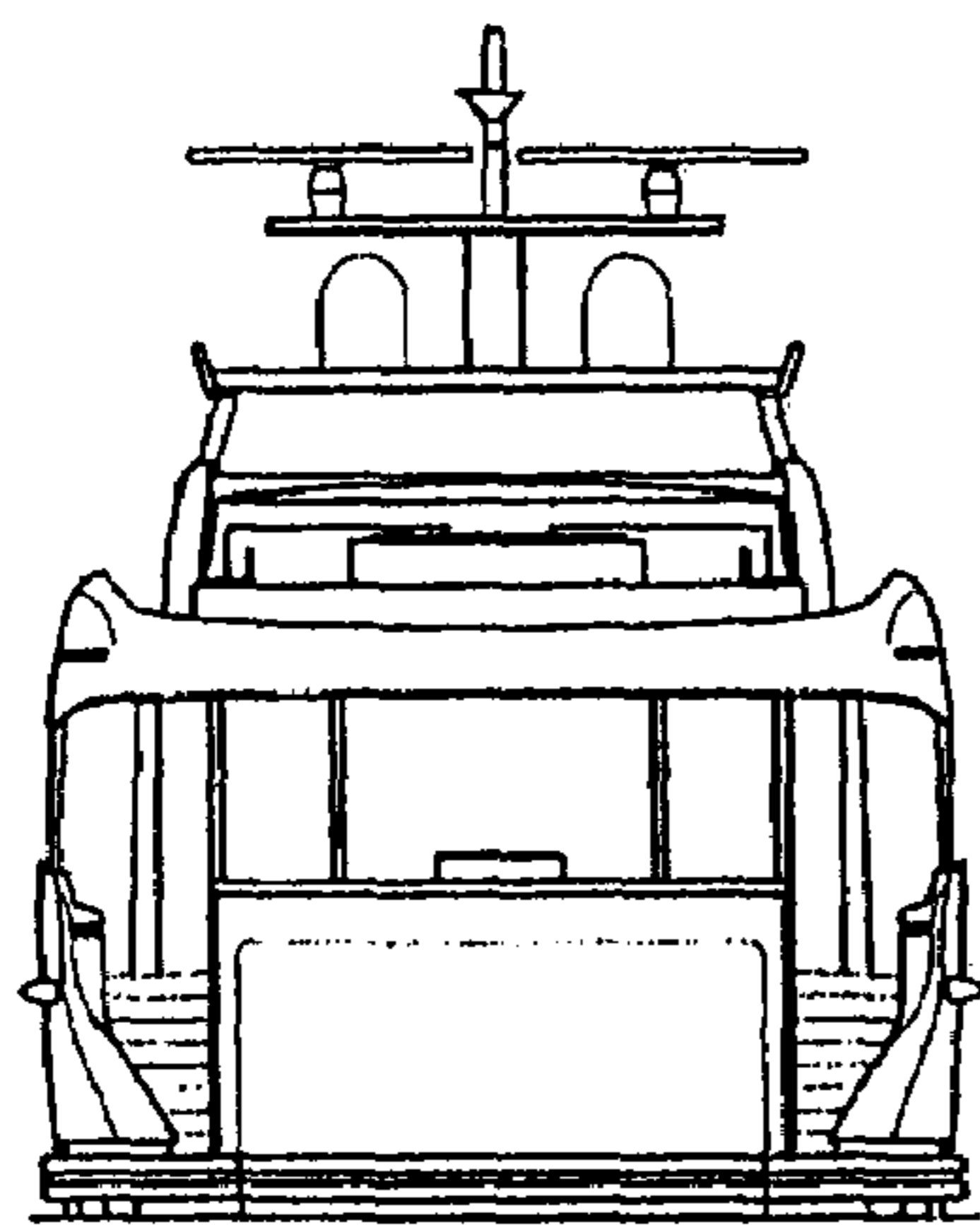


FIG. 5

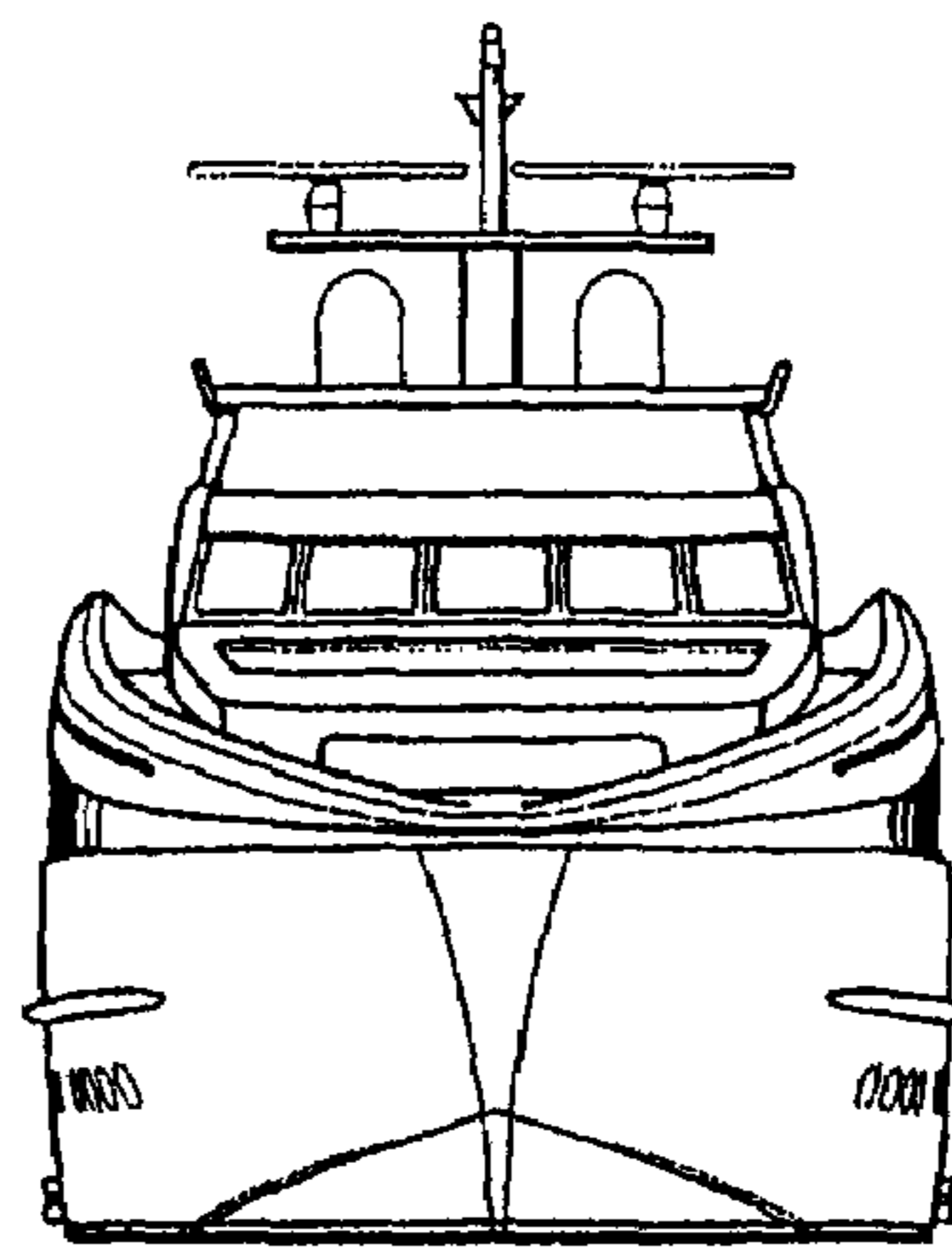


FIG. 6

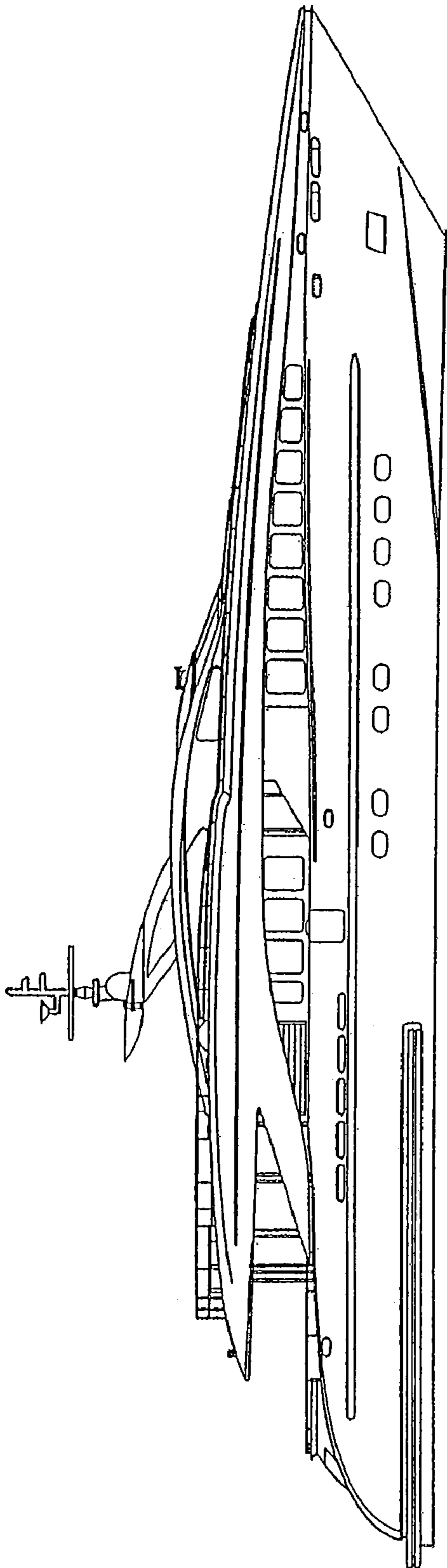


FIG. 3

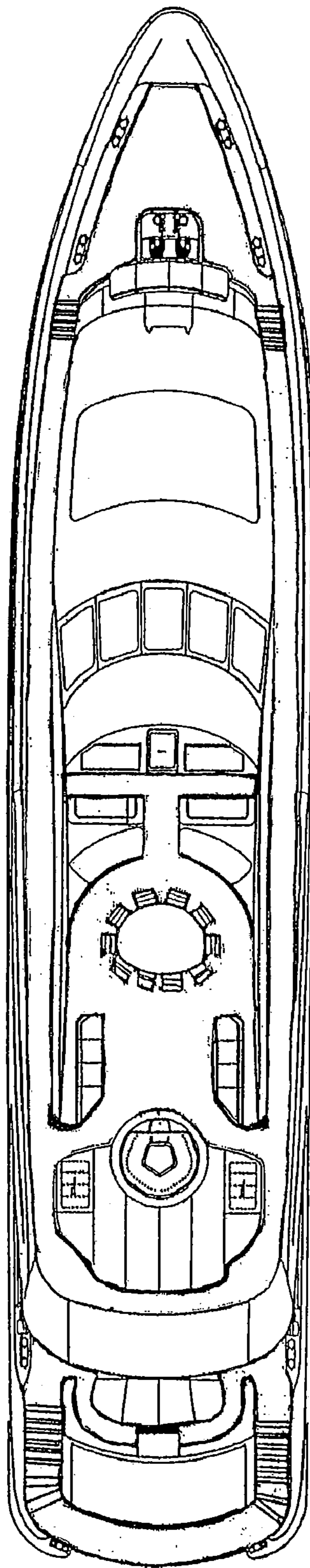


FIG. 4