



US00D548665S

(12) **United States Design Patent**
Sanschagrín et al.

(10) **Patent No.:** **US D548,665 S**

(45) **Date of Patent:** **** Aug. 14, 2007**

(54) **PORTION OF A WHEEL HUB**

(75) Inventors: **Stephane Sanschagrín**, St-Hyacinthe (CA); **Jean-Philippe Crepeau**, Bromont (CA); **Christopher Rudwal**, Granby (CA)

(73) Assignee: **Bombardier Recreational Products Inc.**, Valcourt (CA)

(**) Term: **14 Years**

(21) Appl. No.: **29/278,859**

(22) Filed: **Apr. 12, 2007**

(51) **LOC (8) Cl.** **12-16**

(52) **U.S. Cl.** **D12/209**

(58) **Field of Classification Search** D12/204–213;
301/37.101, 64.101, 65
See application file for complete search history.

(56) **References Cited**

U.S. PATENT DOCUMENTS

D422,258 S	*	4/2000	Hale, Jr.	D12/211
D465,186 S	*	11/2002	Chung	D12/211
D470,812 S	*	2/2003	Chu	D12/211
D484,085 S	*	12/2003	Tirado	D12/211
D499,062 S	*	11/2004	Cheng	D12/209

D501,817 S	*	2/2005	Pfeiffer	D12/211
D519,901 S	*	5/2006	Panano	D12/209
D526,265 S	*	8/2006	Muzzarelli	D12/209
D530,259 S	*	10/2006	Sands	D12/211
D536,292 S	*	2/2007	Sulahian	D12/209
D540,732 S	*	4/2007	Metros et al.	D12/211
D541,205 S	*	4/2007	Plumer et al.	D12/211
D542,205 S	*	5/2007	Echazabal	D12/209

* cited by examiner

Primary Examiner—Stacia Cadmus

(74) *Attorney, Agent, or Firm*—Osler, Hoskin & Harcourt LLP

(57) **CLAIM**

The ornamental design of a portion of a wheel hub, as shown and described.


DESCRIPTION

FIG. 1 is a front elevational view of the portion of a wheel hub according to our design; and,

FIG. 2 is a perspective view thereof from the front and left side.

Throughout the Figures, broken lines showing structure are for illustrative purposes only and form no part of the claimed design.

1 Claim, 2 Drawing Sheets






FIG. 1

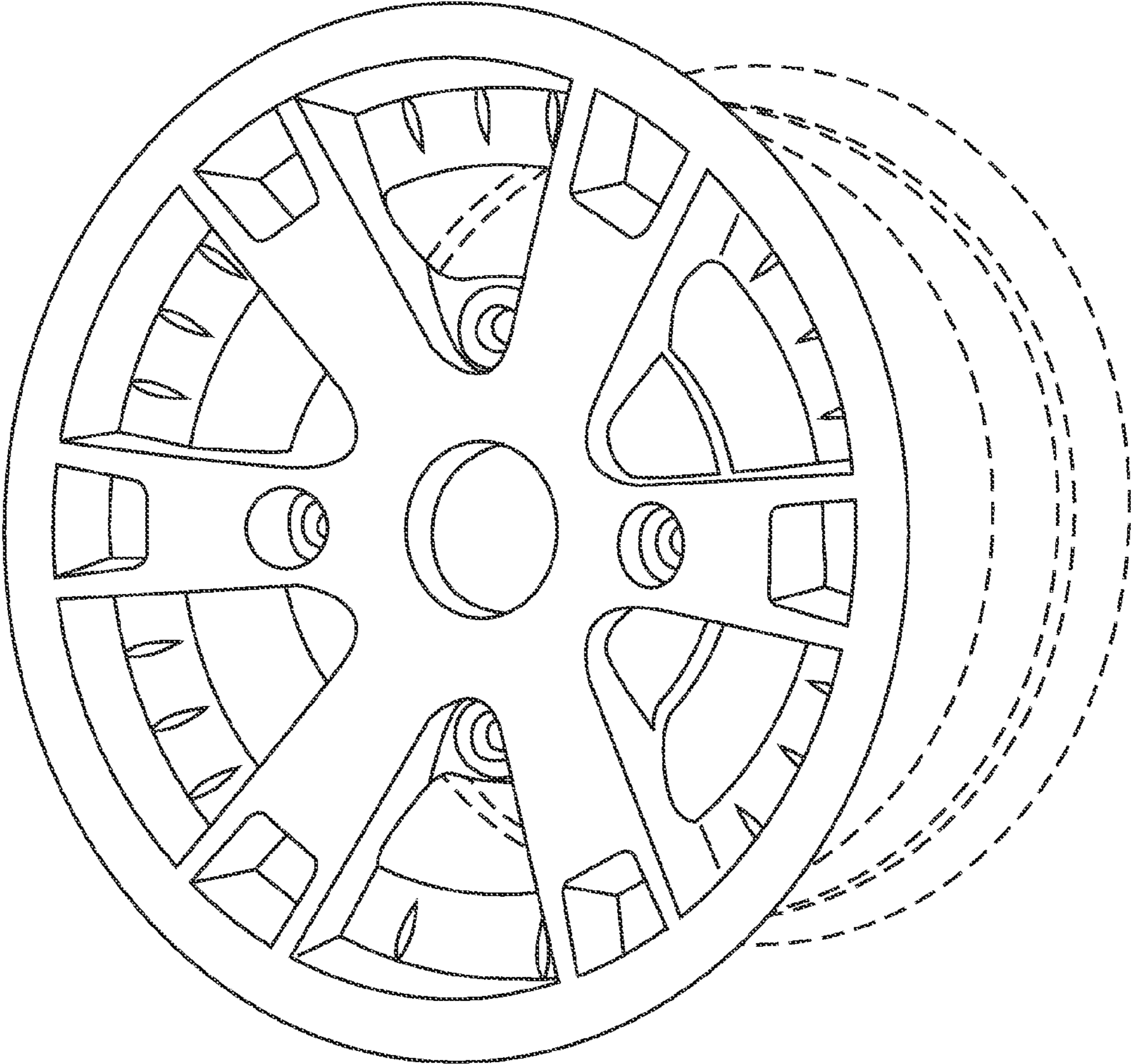


FIG. 2