

US00D548664S

(12) **United States Design Patent** (10) **Patent No.:** **US D548,664 S**  
**Hall et al.** (45) **Date of Patent:** **\*\* Aug. 14, 2007**

(54) **INTERIOR VEHICLE DOOR THRESHOLD**

D534,471 S \* 1/2007 Landestoy ..... D12/203

(75) Inventors: **Phillip J. Hall**, Denton, TX (US);  
**Laura C. Tripp**, Denton, TX (US);  
**Louis D. Heilaneh**, Lewisville, TX  
(US)

\* cited by examiner

*Primary Examiner*—Stacia Cadmus

(74) *Attorney, Agent, or Firm*—Christiansen O'Connor  
Johnson Kindness PLLC

(73) Assignee: **Paccar Inc.**, Bellevue, WA (US)

(\*\*) Term: **14 Years**

(21) Appl. No.: **29/275,406**

(22) Filed: **Dec. 22, 2006**

(51) **LOC (8) Cl.** ..... **12-16**

(52) **U.S. Cl.** ..... **D12/203**

(58) **Field of Classification Search** ..... D12/203,  
D12/106, 190; D6/582–586, 592; 296/97.23;  
15/215–217; 428/138, 141; 280/163–164.1;  
362/495, 487, 540; D25/69

See application file for complete search history.

(56) **References Cited**

**U.S. PATENT DOCUMENTS**

D53,737 S \* 8/1919 Hayne ..... D12/190  
D256,618 S \* 8/1980 Klein ..... D25/69  
D272,430 S \* 1/1984 Minichillo et al. .... D12/203  
D395,268 S \* 6/1998 Tucker ..... D12/203  
D434,711 S \* 12/2000 McQuiston ..... D12/203  
D436,784 S \* 1/2001 Iacovelli et al. .... D6/582  
D456,747 S \* 5/2002 Louie ..... D12/106  
6,382,819 B1 \* 5/2002 McQuiston ..... 362/495  
D504,857 S \* 5/2005 Yang ..... D12/203  
D509,781 S \* 9/2005 Hussaini et al. .... D12/203  
D512,868 S \* 12/2005 Eberwein ..... D6/582  
D519,898 S \* 5/2006 Hussaini et al. .... D12/203

(57) **CLAIM**

The ornamental design for an interior vehicle door thresh-  
old, as shown and described.

**DESCRIPTION**

FIG. 1 is a top plan view of a passenger side interior vehicle  
door threshold of our new design;

FIG. 2 is a side view of the threshold of FIG. 1;

FIG. 3 is a top plan view of a driver's side interior vehicle  
door threshold of our new design;

FIG. 4 is a side view of the threshold of FIG. 3; and,

FIG. 5 is a view from the end of the thresholds of FIGS. 1  
and 3.


The bottom of the interior vehicle door threshold is unor-  
namented.

The oval shown in broken lines in FIGS. 1 and 3 shows the  
location of a decal, emblem, or name plate, is for illustrative  
purposes only and forms no part of the claimed design.

The extension shown in broken lines in FIG. 3 and FIG. 4  
is for illustrative purposes only and forms no part of the  
claimed design.

The interior vehicle door threshold is shown in an enlarged  
scale in FIG. 5.

**1 Claim, 2 Drawing Sheets**






FIG. 1

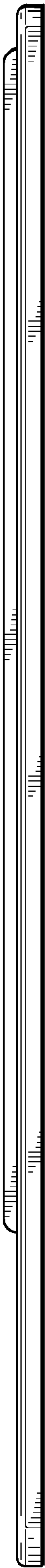


FIG. 2




FIG. 3

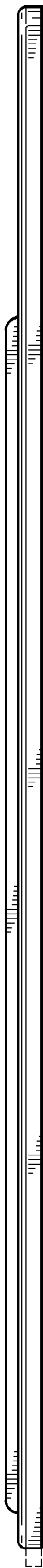


FIG. 4

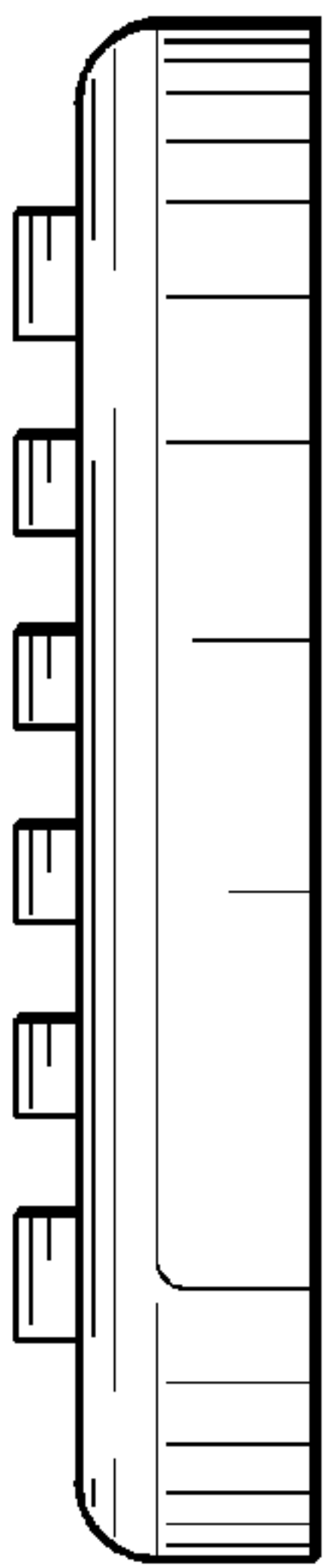


FIG. 5

UNITED STATES PATENT AND TRADEMARK OFFICE  
**CERTIFICATE OF CORRECTION**

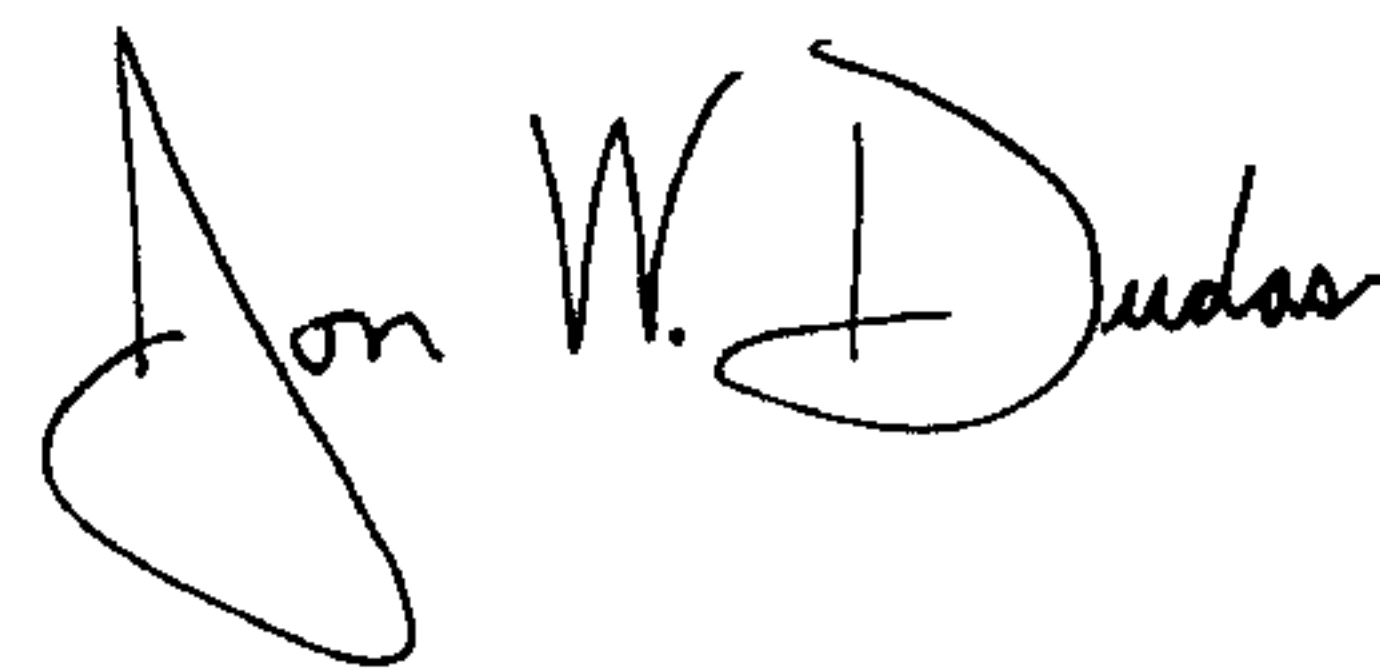
PATENT NO. : Des. 548,664 S  
APPLICATION NO. : 29/275406  
DATED : August 14, 2007  
INVENTOR(S) : P. J. Hall et al.

Page 1 of 1

It is certified that error appears in the above-identified patent and that said Letters Patent is hereby corrected as shown below:

<u>COLUMN</u>	<u>LINE</u>	<u>ERROR</u>
(73) Pg. 1, col. 1	Assignee	“Paccar Inc,” should read --PACCAR, Inc--
(74) Pg. 1, col. 2	Attorney, Agent, or Firm	“Christiansen” should read --Christensen--
(57) Pg. 1, col. 2	Description line 17	“is shown in” should read --is shown on--

Signed and Sealed this  
Fifteenth Day of July, 2008



JON W. DUDAS  
*Director of the United States Patent and Trademark Office*