



US00D548663S

(12) **United States Design Patent**
Thomas

(10) **Patent No.:** **US D548,663 S**

(45) **Date of Patent:** **** Aug. 14, 2007**

(54) **FRONT FACE OF A FLOOR MAT**

(76) **Inventor:** **Gregory A. Thomas**, 939 Coast Blvd.,
9G, La Jolla, CA (US) 92037

(**) **Term:** **14 Years**

(21) **Appl. No.:** **29/271,213**

(22) **Filed:** **Jan. 11, 2007**

(51) **LOC (8) Cl.** **12-16**

(52) **U.S. Cl.** **D12/203**

(58) **Field of Classification Search** D12/203;
D6/582-586, 592; 296/97.23; 15/215-217;
428/138, 141; 280/163-164.1

See application file for complete search history.

(56) **References Cited**

U.S. PATENT DOCUMENTS

D220,260 S *	3/1971	Gerber	D12/203
D257,969 S *	1/1981	Wooters	D12/203
D259,416 S *	6/1981	Bell et al.	D12/203
D259,717 S *	6/1981	Wooters	D12/203
D302,417 S *	7/1989	Lehner et al.	D12/203

D394,036 S *	5/1998	Mauffette	D12/203
D436,566 S *	1/2001	Iacovelli et al.	D12/203
D510,553 S *	10/2005	Hussaini et al.	D12/203
D512,358 S *	12/2005	Hussaini et al.	D12/203
D516,977 S *	3/2006	Keilhauer et al.	D12/203
D517,465 S *	3/2006	Hussaini et al.	D12/203

* cited by examiner

Primary Examiner—Stacia Cadmus

(74) *Attorney, Agent, or Firm*—Donn K. Harms


(57) **CLAIM**

The ornamental design for the front face of a floor mat, as shown and described.

DESCRIPTION

FIG. 1 is a front, top and left perspective view of the front face of a floor mat in accordance with the present invention as viewed when positioned on an angled support surface; and, FIG. 2 is a front view of front face of the floor mat of FIG. 1.

1 Claim, 1 Drawing Sheet



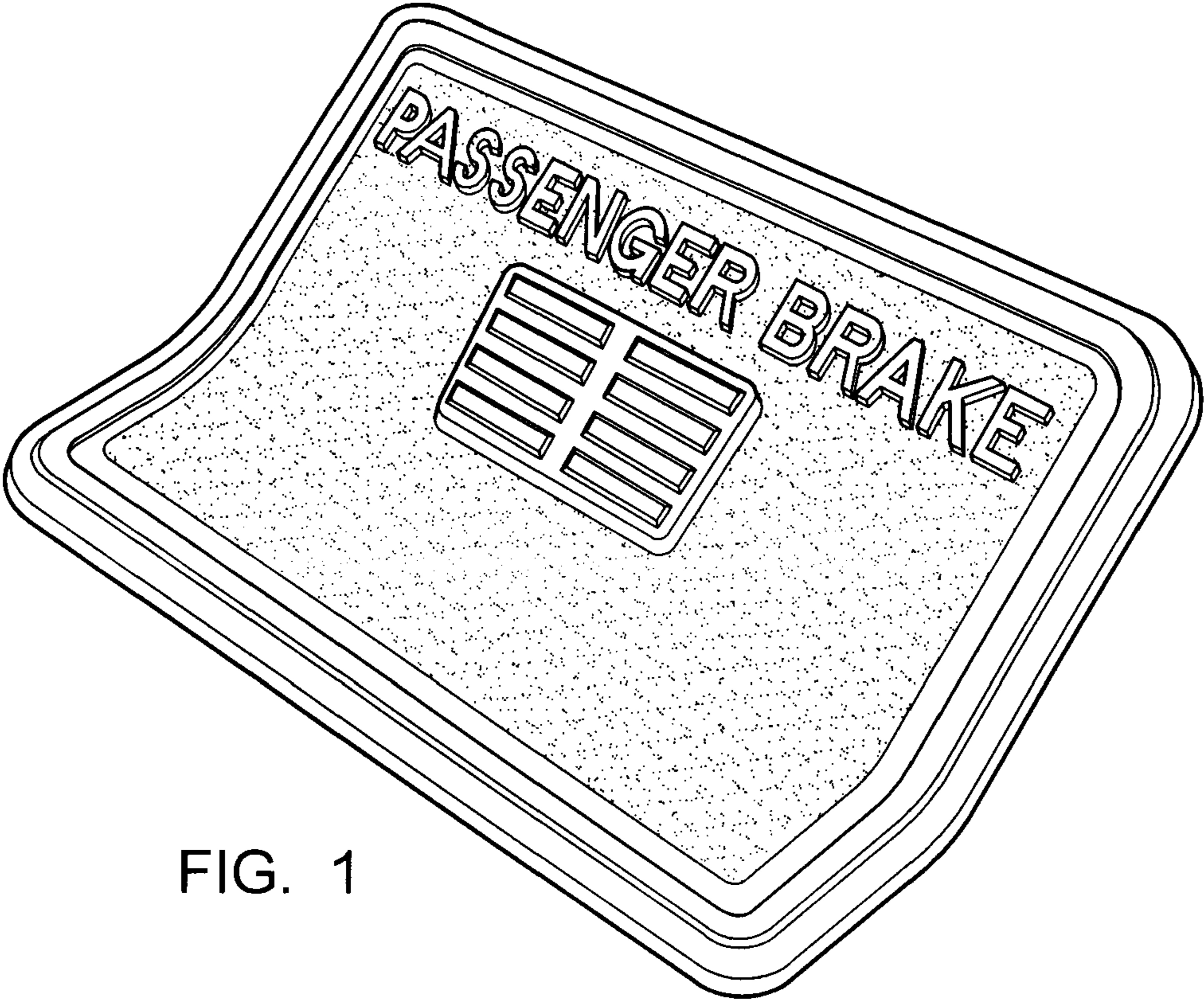


FIG. 1

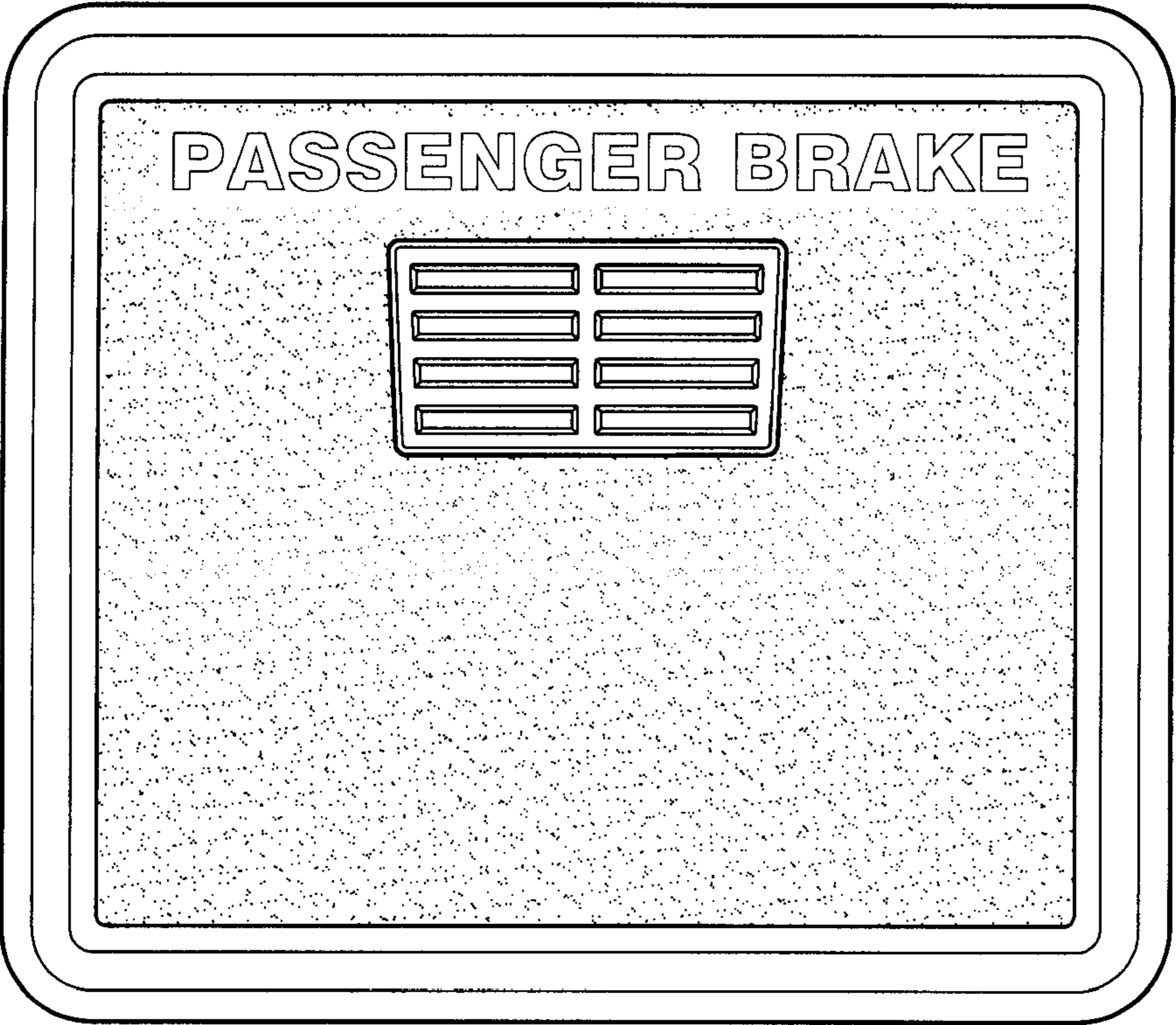


FIG. 2