

US00D548641S

(12) **United States Design Patent**  
**Sha et al.**

(10) **Patent No.:** **US D548,641 S**

(45) **Date of Patent:** **\*\* Aug. 14, 2007**

(54) **RECTANGULAR-SHAPED GEMSTONE  
CROWN ARRANGEMENT**

(75) Inventors: **Sanjay Satish Sha**, Mumbai (IN);  
**Benjamin Siebenberg**, New York, NY  
(US)

(73) Assignee: **Am Gold**, New York, NY (US)

(\*\*) Term: **14 Years**

(21) Appl. No.: **29/245,322**

(22) Filed: **Dec. 20, 2005**

**Related U.S. Application Data**

(63) Continuation of application No. 29/198,999, filed on  
Feb. 6, 2004, now Pat. No. Des. 527,301.

(51) **LOC (8) Cl.** ..... **11-01**

(52) **U.S. Cl.** ..... **D11/90**

(58) **Field of Classification Search** ..... D11/1-2,  
D11/26-29, 89-92; 63/26-28, 32

See application file for complete search history.

(56) **References Cited**

**U.S. PATENT DOCUMENTS**

D459,625 S \* 7/2002 Zebbedies ..... D6/552

D463,316 S \* 9/2002 Wolf ..... D11/90

\* cited by examiner

*Primary Examiner*—Ralf Seifert

(74) *Attorney, Agent, or Firm*—Levisohn Berger LLP

(57) **CLAIM**

The ornamental design for a rectangular-shaped gemstone crown arrangement, as shown and described.

**DESCRIPTION**

FIG. 1 is a top plan view of a rectangular-shaped gemstone crown arrangement embodying the new design;

FIG. 2 is an end view of FIG. 1, the other end view being a mirror image thereof;

FIG. 3 is a side view of FIG. 1, the other side view being a mirror image thereof;

FIG. 4 is a top view of one of the end gemstones of FIG. 1 and is shown separated for ease of illustration;

FIG. 5 is an end view of the end gemstones of FIG. 4;


FIG. 6 is a top view of one of the side gemstones of FIG. 1 and is shown separated for ease of illustration; and,

FIG. 7 is a side view of the side gemstone of FIG. 6.

The bottom of the rectangular-shaped gemstone crown arrangement forms no part of this invention and is not shown.

It should be understood that the preferred embodiment was described to provide the best illustration of the principles of the invention and its practical application to thereby enable one of ordinary skill in the art to utilize the invention in various embodiments and with various modifications as are suited to the particular use contemplated. All such modifications and variations are within the scope of the invention as determined by the appended claims when interpreted in accordance with the breadth to which they are fairly legally and equitably entitled.

**1 Claim, 4 Drawing Sheets**






FIG. 1




FIG. 2




FIG. 3

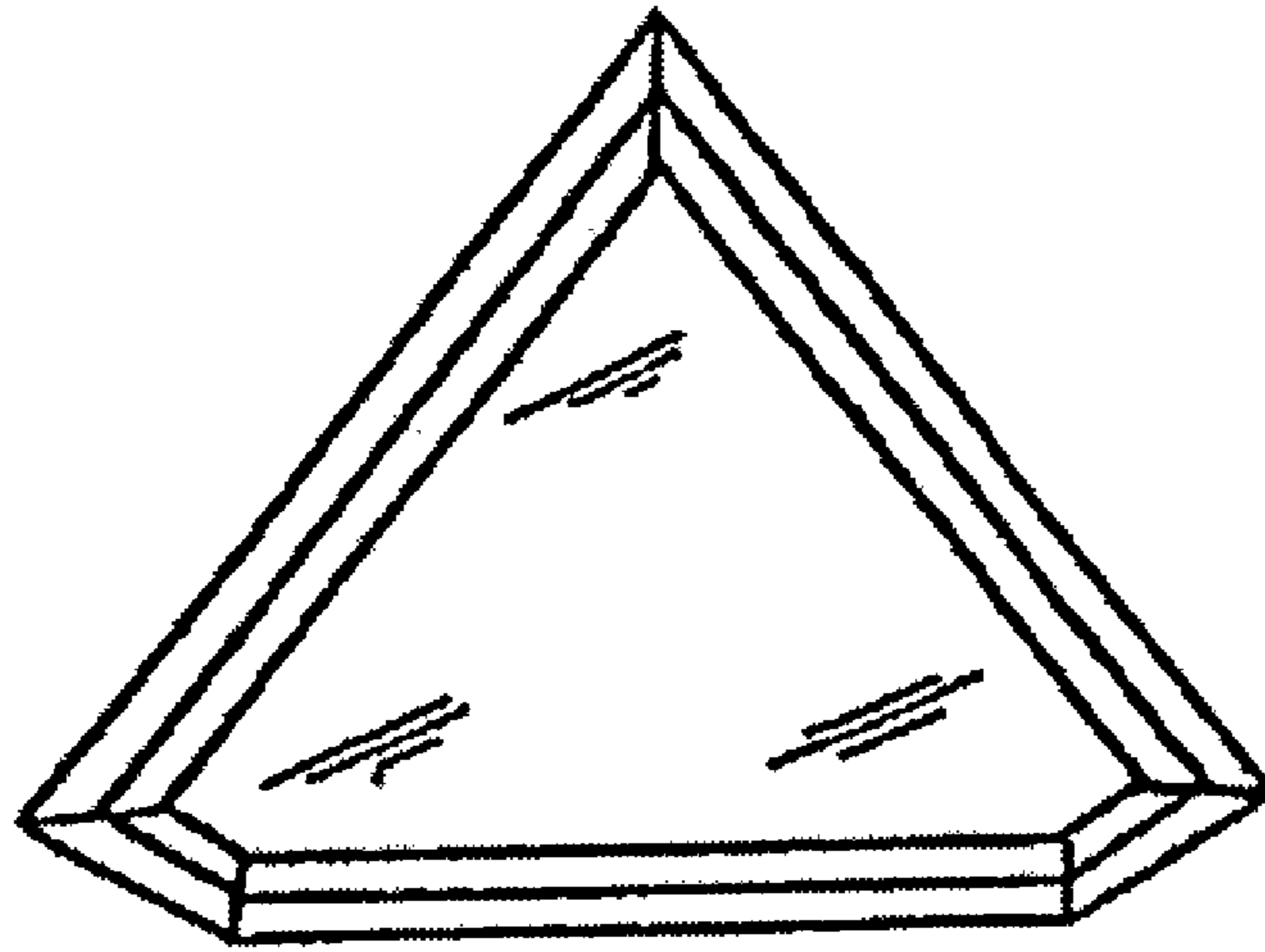


FIG. 4




FIG. 5

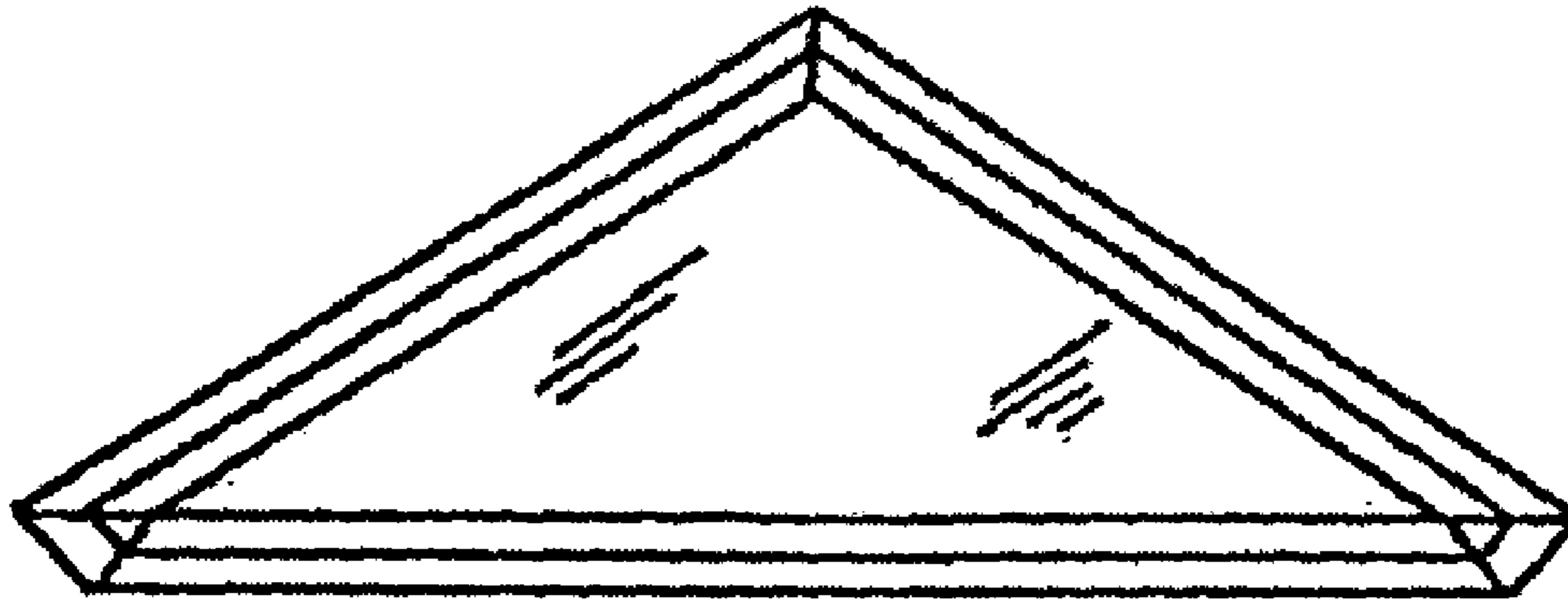


FIG. 6




FIG. 7