



US00D548638S

(12) **United States Design Patent**
Chodat

(10) **Patent No.:** **US D548,638 S**

(45) **Date of Patent:** **** Aug. 14, 2007**

(54) **WATCH BRACELET**

D447,077 S * 8/2001 Sakamaki D11/3

(75) Inventor: **Jean-Pierre Chodat**, Auvernier (CH)

* cited by examiner

(73) Assignee: **MGI Luxury Group, SA.** (CH)

Primary Examiner—Doris Clark

Assistant Examiner—Michael Pratt

(**) Term: **14 Years**

(74) *Attorney, Agent, or Firm*—Lott & Friedland, P.A.

(21) Appl. No.: **29/265,248**

(57) **CLAIM**

(22) Filed: **Aug. 28, 2006**

The ornamental design for a watch bracelet, as shown and described.

(30) **Foreign Application Priority Data**

Mar. 29, 2006 (WO) DM/067 681

DESCRIPTION

(51) **LOC (8) Cl.** **11-01**

FIG. 1 is a perspective view of the watch bracelet of the present invention;

(52) **U.S. Cl.** **D11/3; D10/32**

FIG. 2 is a front view of the watch bracelet shown in FIG. 1;

(58) **Field of Classification Search** D11/1-14,
D11/16, 18-21, 23, 25, 93, 94; 63/1.11,
63/3-5.1, 37-39; 224/164, 175; 24/616;
D10/32; 59/79, 80, 82-84

FIG. 3 is a rear view of the watch bracelet shown in FIG. 1;

See application file for complete search history.

FIG. 4 is a left side elevational view of the watch bracelet shown in FIG. 1;

(56) **References Cited**

FIG. 5 is a right side elevational view of the watch bracelet shown in FIG. 1;

U.S. PATENT DOCUMENTS

FIG. 6 is a top view of the watch bracelet shown in FIG. 1; and,

D241,630 S * 9/1976 Burke D10/32

FIG. 7 is a bottom view of the watch bracelet shown in FIG. 1.

D286,510 S * 11/1986 Schoepfer D10/32

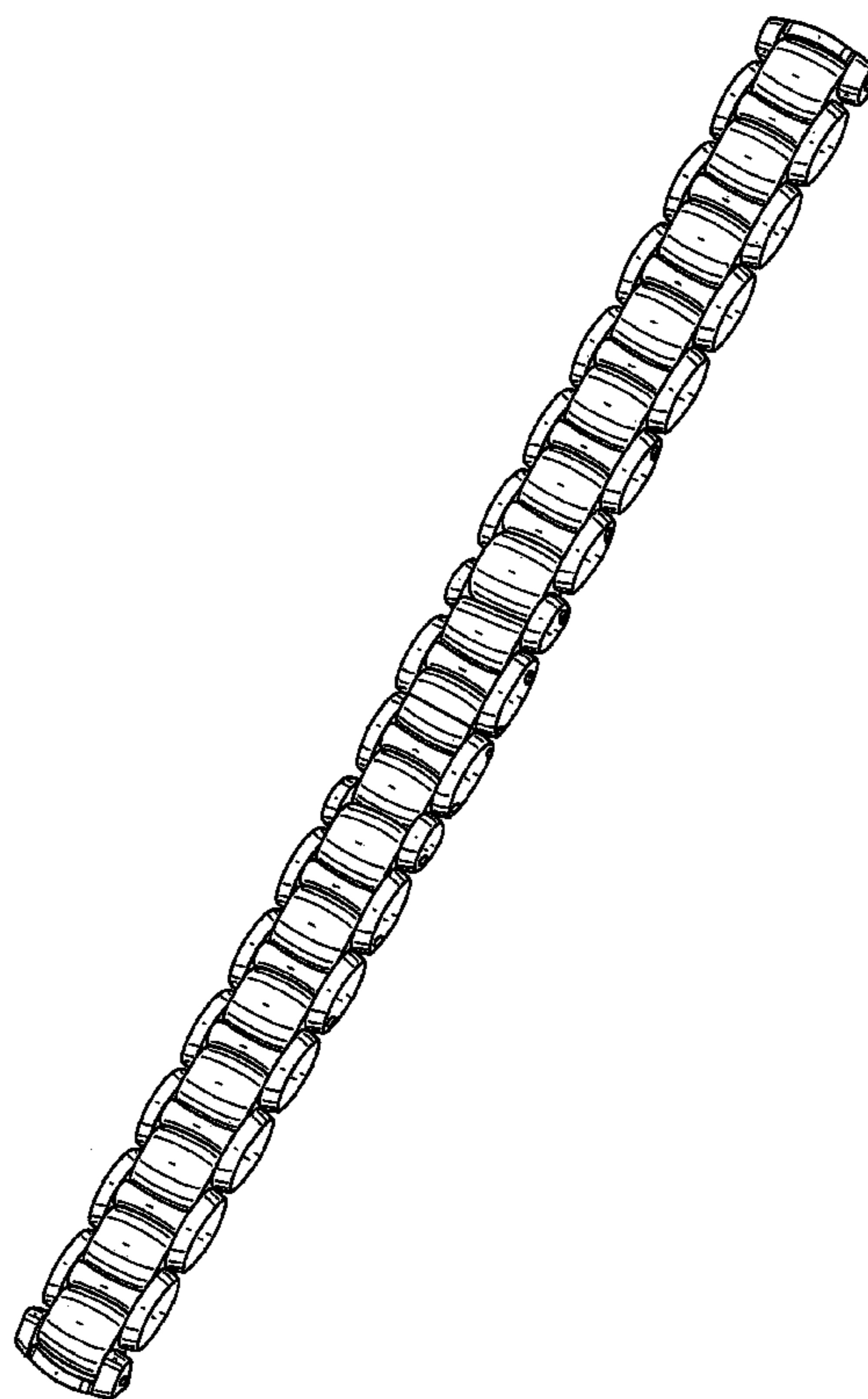
D404,679 S * 1/1999 Bulgari D11/23

D405,017 S * 2/1999 Hysek D10/32

D413,273 S * 8/1999 Hartzband D10/32

D430,496 S * 9/2000 Hartzband D10/32

1 Claim, 4 Drawing Sheets



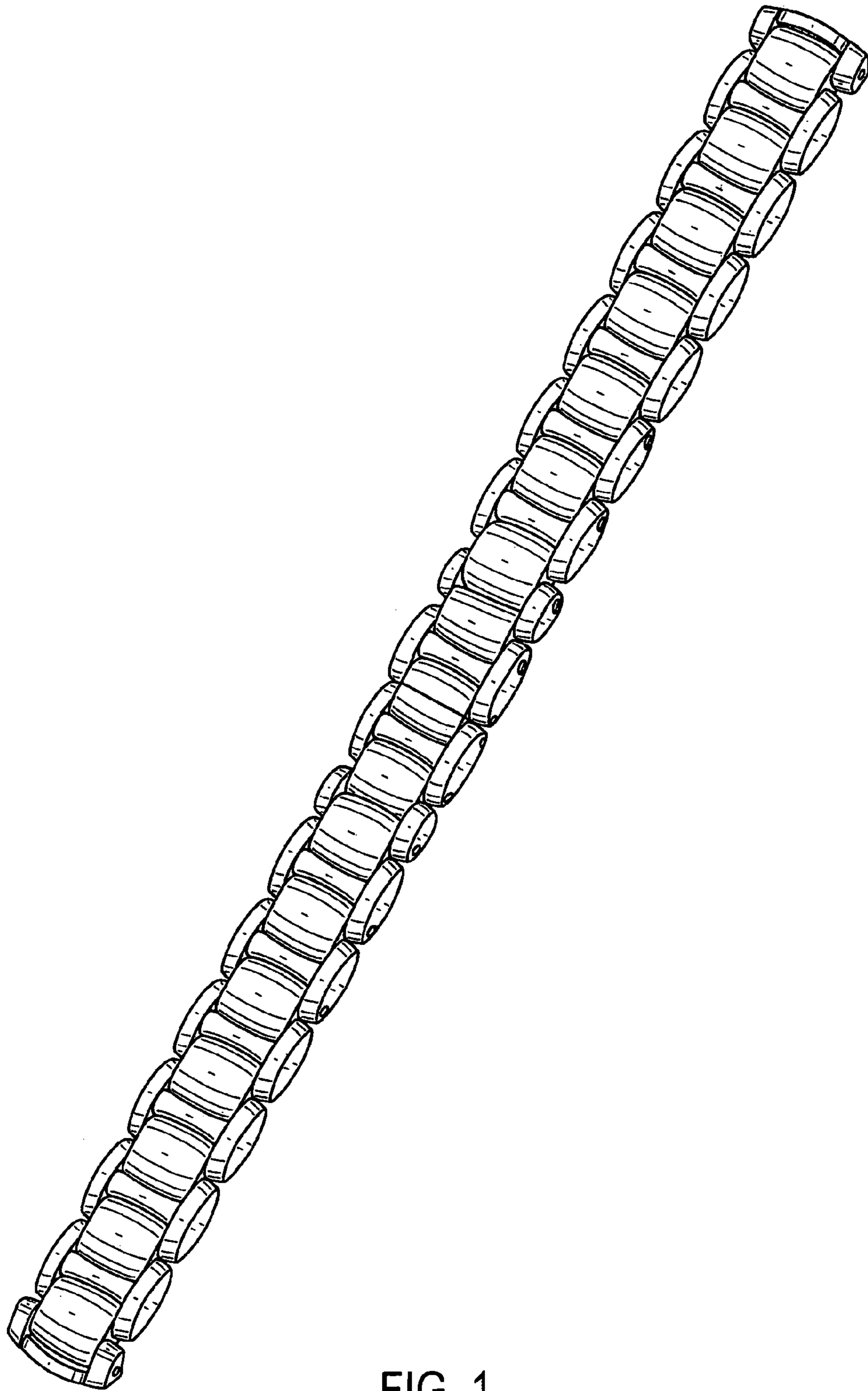


FIG. 1

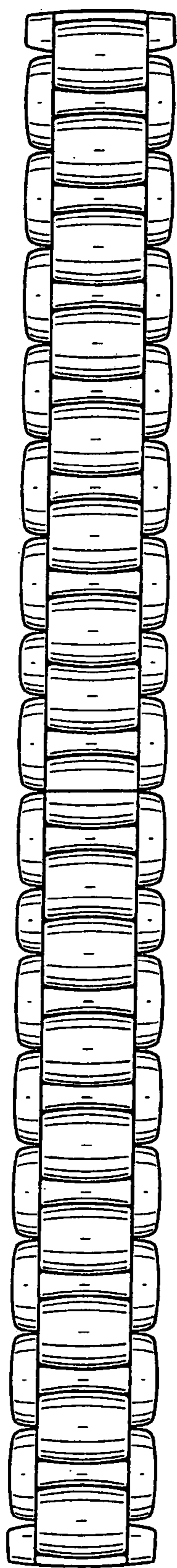


FIG. 2

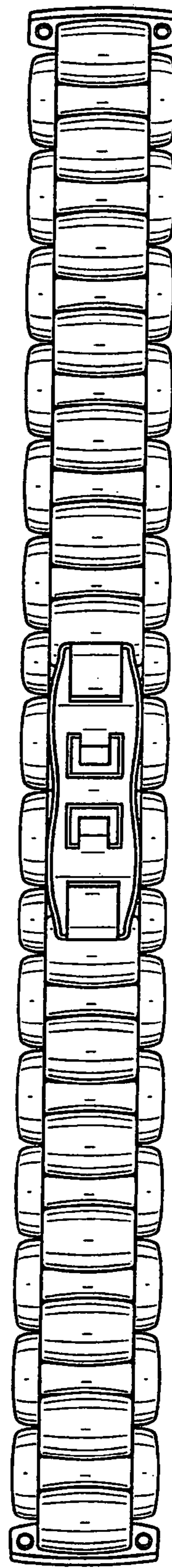


FIG. 3



FIG. 4

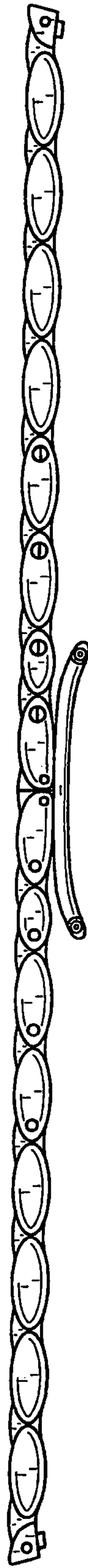


FIG. 5



FIG. 6



FIG. 7