



US00D548633S

(12) **United States Design Patent**  
**Vantine**

(10) **Patent No.:** **US D548,633 S**

(45) **Date of Patent:** **\*\* Aug. 14, 2007**

(54) **PEN-SHAPED WEIGHING SCALE**

D450,610 S	11/2001	Yang	
D453,696 S *	2/2002	Thadani	..... D10/89
6,989,495 B2 *	1/2006	Yang	..... 177/233
D526,918 S	8/2006	Barnes et al.	

(76) Inventor: **Lee Wayne Vantine**, 1836 Ashley  
River Rd. Suite 320, Charleston, SC  
(US) 29407

\* cited by examiner

(\*\*) Term: **14 Years**

*Primary Examiner*—Antoine D. Davis

(21) Appl. No.: **29/273,914**

(74) *Attorney, Agent, or Firm*—Patel & Alumit, P.C.; Ty  
Ung; Edwin Tarver

(22) Filed: **Mar. 16, 2007**

(57) **CLAIM**

(51) **LOC (8) Cl.** ..... **10-04**

(52) **U.S. Cl.** ..... **D10/89**

(58) **Field of Classification Search** ..... D10/89;  
177/148, 25.13, 25.15, 243–245

The ornamental design for a pen-shaped weighing scale, as  
shown and described.

See application file for complete search history.

**DESCRIPTION**

(56) **References Cited**

FIG. 1 is a front perspective view of the pen-shaped weigh-  
ing scale according to the new design.

U.S. PATENT DOCUMENTS

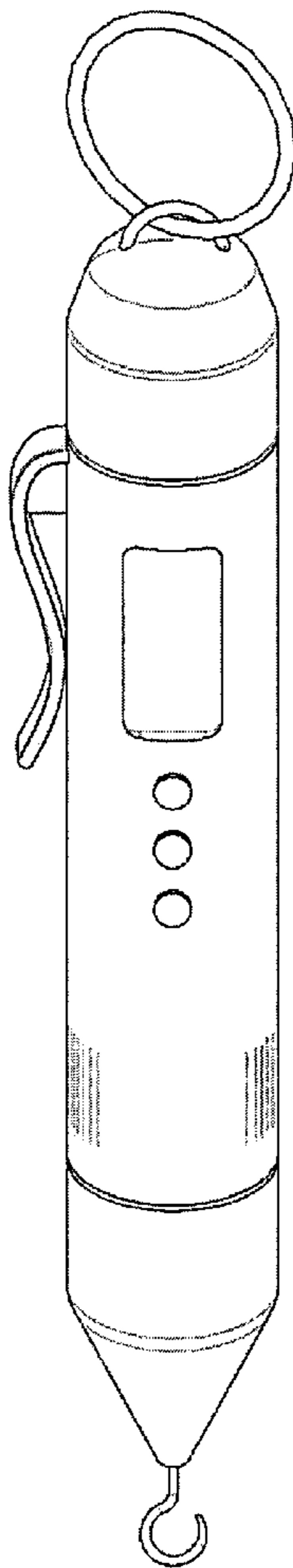
FIG. 2 is a rear perspective view thereof.

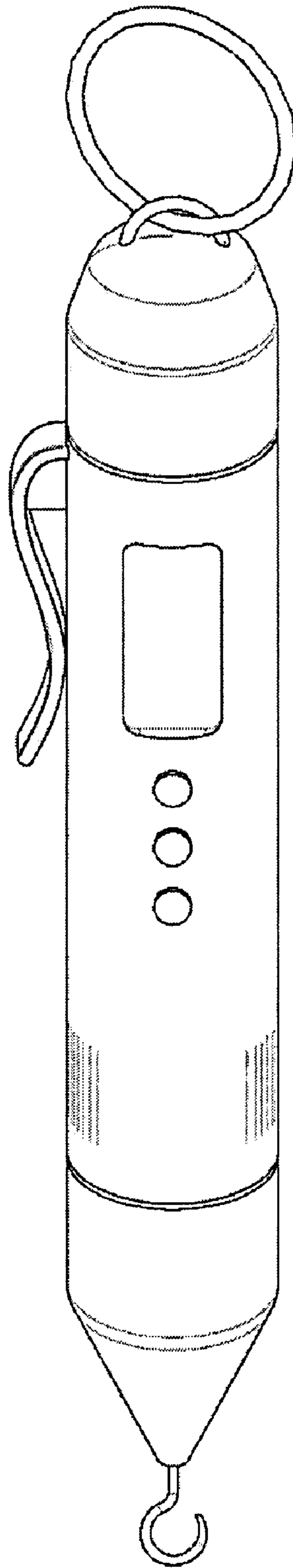
2,502,680 A *	4/1950	Stewart	..... 177/245
D315,318 S	3/1991	Hitchcock, II	
D409,106 S	5/1999	Stanfield et al.	
D411,961 S *	7/1999	Tran et al.	..... D10/89
6,038,808 A *	3/2000	Bergeron et al.	..... 177/245

FIG. 3 is a left side view thereof; and,

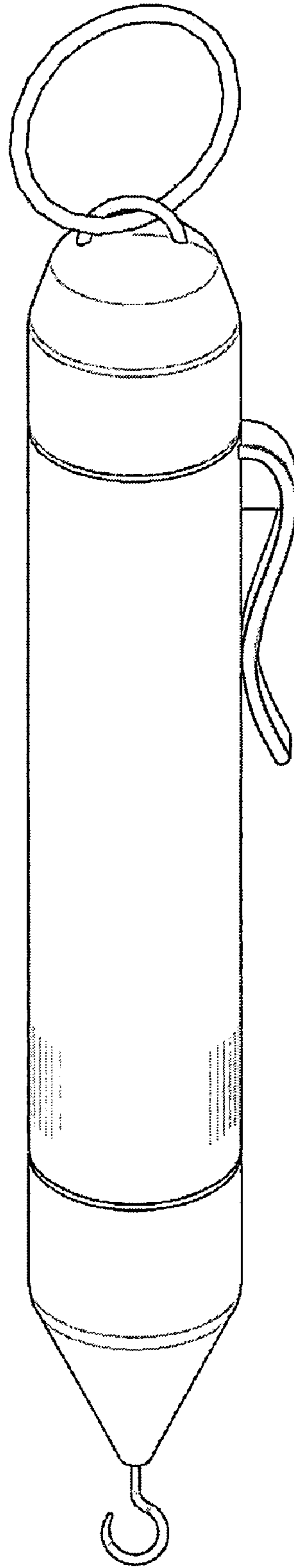
FIG. 4 is a right side view thereof.

**1 Claim, 4 Drawing Sheets**

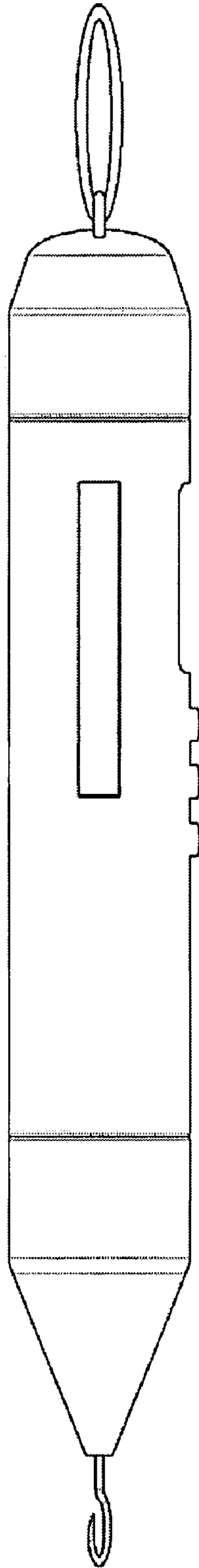




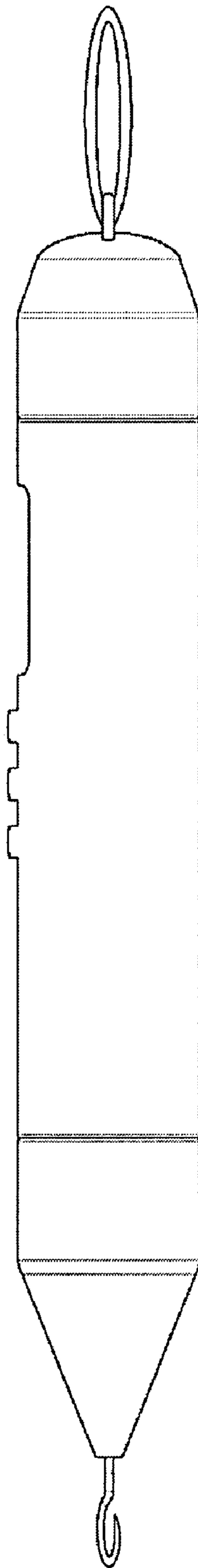
**FIG. 1**



**FIG. 2**



**FIG. 3**



**FIG. 4**