



US00D548616S

(12) **United States Design Patent** (10) **Patent No.:** **US D548,616 S**  
**Tsutsumi et al.** (45) **Date of Patent:** **\*\* Aug. 14, 2007**

(54) **PACKAGE**  
(75) Inventors: **Nobuo Tsutsumi**, Tokyo (JP);  
**Masakazu Shigiishi**, Tokyo (JP)  
(73) Assignee: **Hisamitsu Pharmaceutical Co., Inc.**,  
Tosu-Shi, Saga (JP)

D350,854 S 9/1994 Collins  
5,551,612 A 9/1996 Hochfield  
5,950,830 A 9/1999 Trigger  
D438,461 S 3/2001 Yamagishi  
D453,681 S 2/2002 Kursner  
D499,642 S 12/2004 Karim  
2003/0106812 A1 6/2003 Wilkman

(\*\*) Term: **14 Years**  
(21) Appl. No.: **29/249,660**  
(22) Filed: **Oct. 17, 2006**

\* cited by examiner  
*Primary Examiner*—Stella Reid  
*Assistant Examiner*—Mark Goodwin  
(74) *Attorney, Agent, or Firm*—Leydig, Voit & Mayer, Ltd.

**Related U.S. Application Data**

(62) Division of application No. 29/205,831, filed on May 21, 2004.

**Foreign Application Priority Data**

(30) Nov. 21, 2003 (JP) ..... D2003-034919  
Nov. 21, 2003 (JP) ..... D2003-034920  
Nov. 21, 2003 (JP) ..... D2003-034921  
Nov. 21, 2003 (JP) ..... D2003-034922  
Nov. 21, 2003 (JP) ..... D2003-034923  
Nov. 21, 2003 (JP) ..... D2003-034925  
Nov. 21, 2003 (JP) ..... D2003-034927

(51) **LOC (8) Cl.** ..... **09-01**  
(52) **U.S. Cl.** ..... **D9/732**  
(58) **Field of Classification Search** ..... D9/414,  
D9/426, 432, 433, 499, 732, 702, 730, 720;  
206/37, 38, 235, 448, 461, 530; D3/203.1;  
220/23.2, 23.4, 507, 555; 229/200  
See application file for complete search history.

(56) **References Cited**

**U.S. PATENT DOCUMENTS**

1,985,882 A \* 1/1935 Adler ..... 206/461  
D118,989 S 2/1940 Salfisberg  
3,986,640 A 10/1976 Redmond

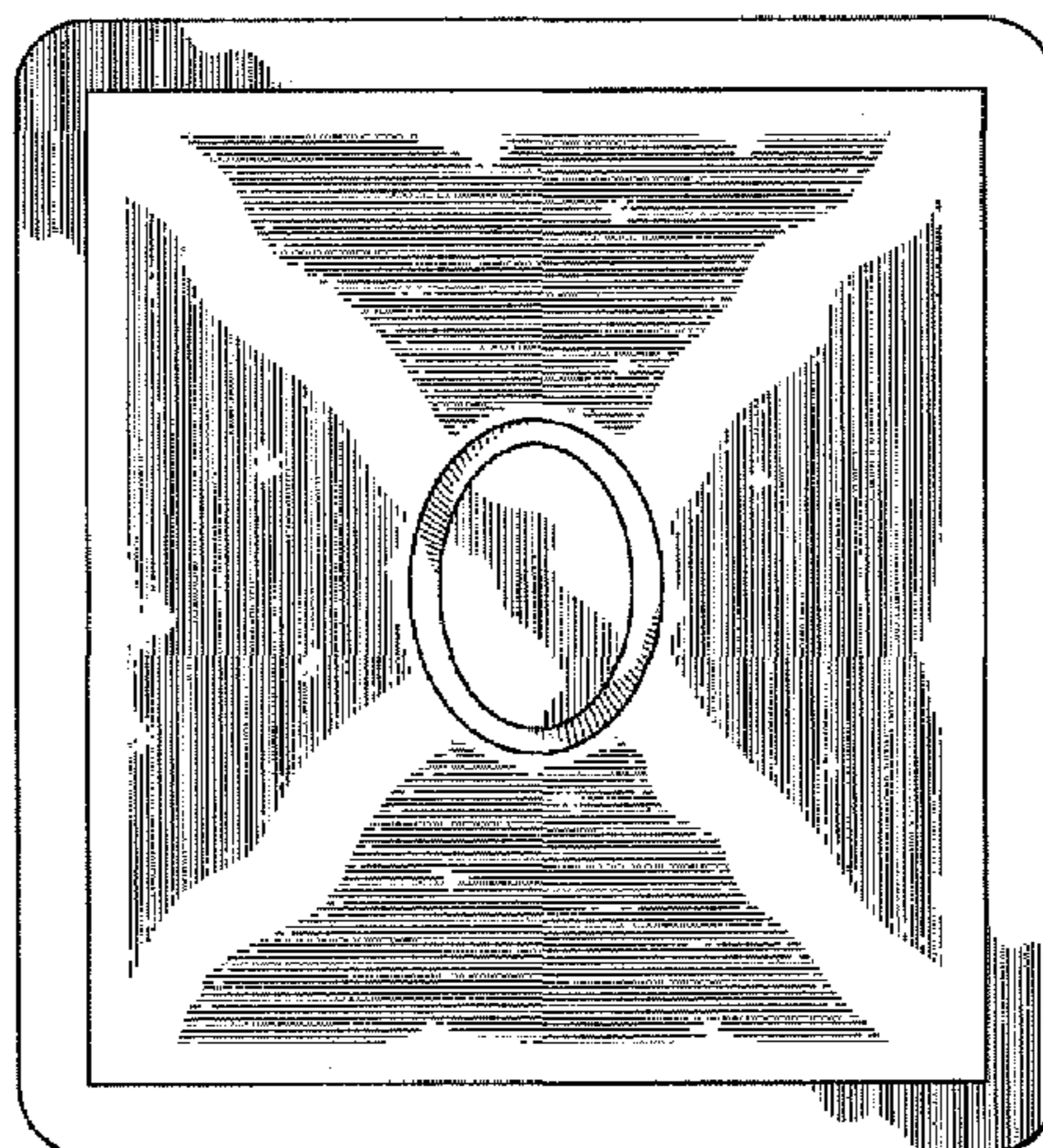
(57) **CLAIM**

The ornamental design for a package, as shown and described.

**DESCRIPTION**

FIG. 1 is a front view of a package of the present invention.  
FIG. 2 is a rear view of the package of FIG. 1.  
FIG. 3 is a top plan view of the package of FIG. 1.  
FIG. 4 is a bottom view of the package of FIG. 1.  
FIG. 5 is a right side view of the package of FIG. 1.  
FIG. 6 is a left side view of the package of FIG. 1.  
FIG. 7 is a front perspective view of the package of FIG. 1.  
FIG. 8 is front view of a second embodiment of a package of the present invention.  
FIG. 9 is a rear view of the package of FIG. 8.  
FIG. 10 is a top plan view of the package of FIG. 8.  
FIG. 11 is a bottom view of the package of FIG. 8.  
FIG. 12 is a right side view of the package of FIG. 8.  
FIG. 13 is a left side view of the package of FIG. 8; and,  
FIG. 14 is a front perspective view of the package of FIG. 8.

**1 Claim, 14 Drawing Sheets**






FIG. 1




FIG. 2




FIG. 3



FIG. 4



FIG. 5



FIG. 6

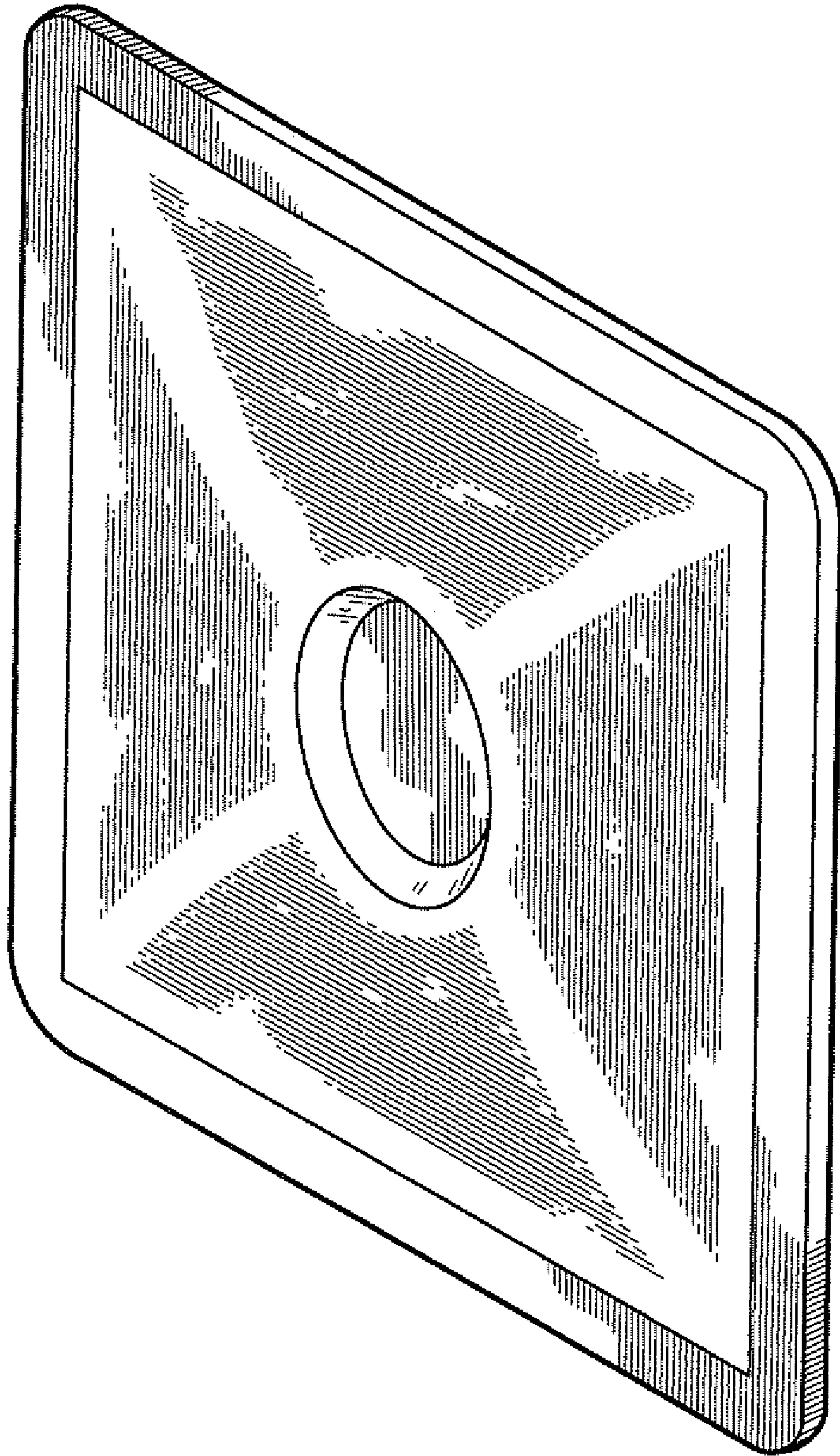


FIG. 7






FIG. 8




FIG. 9



FIG. 10




FIG. 11



FIG. 12




FIG. 13

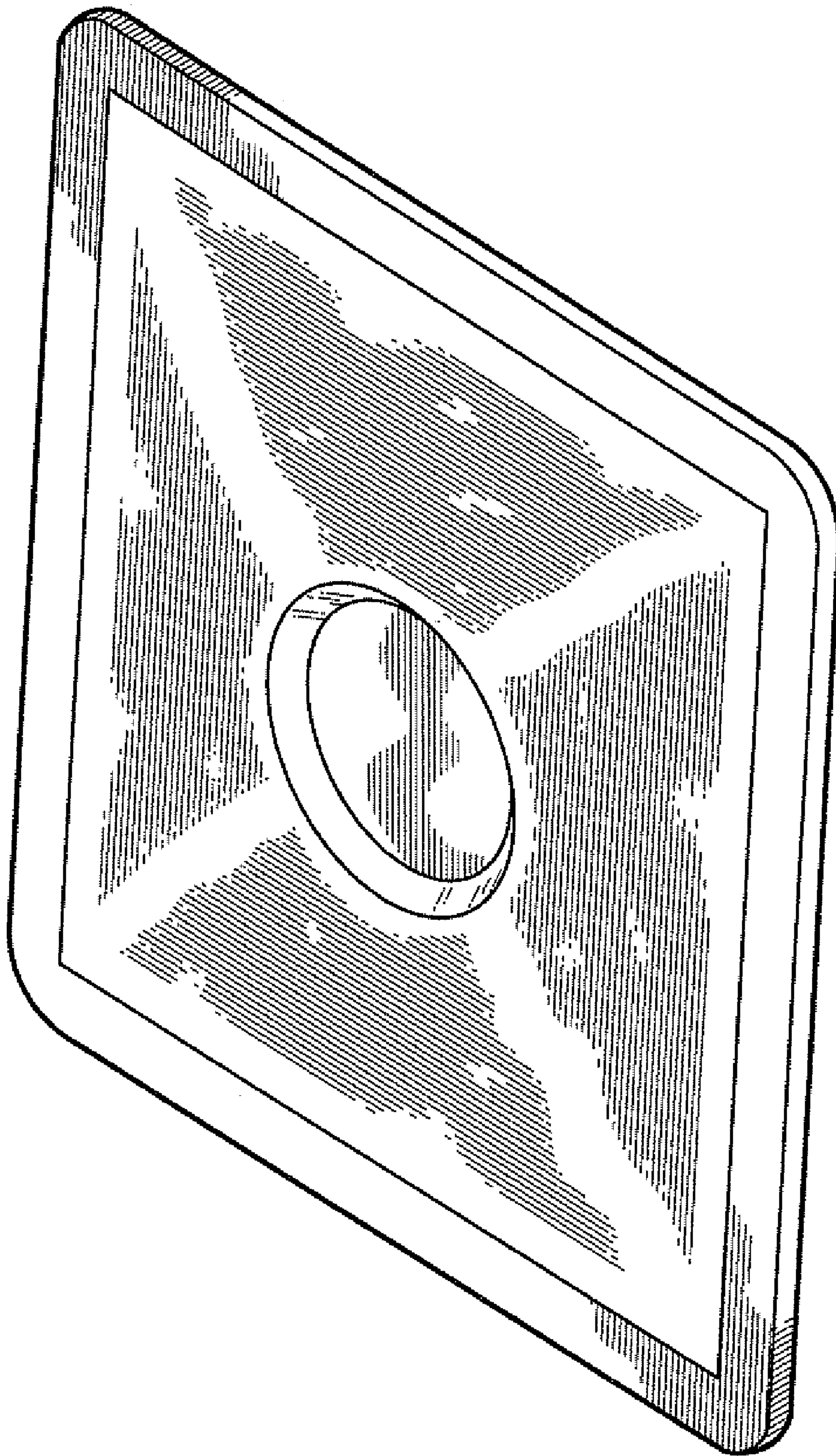


FIG. 14