



US00D548602S

(12) **United States Design Patent**  
**Escobosa et al.**

(10) **Patent No.:** **US D548,602 S**

(45) **Date of Patent:** **\*\* Aug. 14, 2007**

(54) **BOTTLE**

(75) Inventors: **Roberto Escobosa**, Loveland, OH (US); **Yamilca Del Carmen Thoms**, Loveland, OH (US); **Erica Heidi Hollmann**, Kenosha, WI (US); **Stacy Alycia Thomas**, Chicago, IL (US)

(73) Assignee: **The Procter & Gamble Company**, Cincinnati, OH (US)

(\*\*) Term: **14 Years**

(21) Appl. No.: **29/223,756**

(22) Filed: **Feb. 18, 2005**

(51) **LOC (8) Cl.** ..... **09-01**

(52) **U.S. Cl.** ..... **D9/529; D9/543; D9/552; D9/435**

(58) **Field of Classification Search** ..... **D9/655-664, D9/682-694, 715, 718-719, 723-729, 516, D9/521, 535, 543, 549, 551-552, 564-565, D9/571-575, 905, 435; 215/12.1-12.2, 13.1, 215/382-384, 396, 398**

See application file for complete search history.

(56) **References Cited**

**U.S. PATENT DOCUMENTS**

3,342,379	A	*	9/1967	Foley	.....	222/173
D325,164	S	*	4/1992	Cann et al.	.....	D9/529
D398,244	S	*	9/1998	Bertolini et al.	.....	D9/565
D407,316	S	*	3/1999	Zaksenberg	.....	D9/552 X
D418,424	S	*	1/2000	Gobe	.....	D9/543
D429,645	S	*	8/2000	Erckelbout et al.	.....	D9/529

D432,921	S	*	10/2000	Gobe	.....	D9/545
D439,165	S	*	3/2001	Erckelbout et al.	.....	D9/543 X
D448,301	S	*	9/2001	Togasawa	.....	D9/521
D459,996	S	*	7/2002	Kuzma et al.	.....	D9/549
D461,718	S	*	8/2002	Brozell	.....	D9/529
D473,141	S	*	4/2003	Cummings	.....	D9/529
D486,395	S	*	2/2004	Lovell et al.	.....	D9/521
D495,957	S	*	9/2004	Bakic	.....	D9/529
D507,747	S	*	7/2005	Kerr et al.	.....	D9/521
D509,142	S	*	9/2005	Blasko et al.	.....	D9/521
D509,743	S	*	9/2005	Blasko et al.	.....	D9/521
D525,873	S	*	8/2006	Haubert et al.	.....	D9/529
D537,350	S	*	2/2007	Bakic	.....	D9/521

\* cited by examiner

*Primary Examiner*—Carol Rademaker  
(74) *Attorney, Agent, or Firm*—Bridget Murray

(57) **CLAIM**

The ornamental design for a bottle, as shown and described.

**DESCRIPTION**

FIG. 1 is a top, rear, right side perspective view of a bottle showing our new design;

FIG. 2 is a top plan view thereof;

FIG. 3 is a front elevational view thereof;

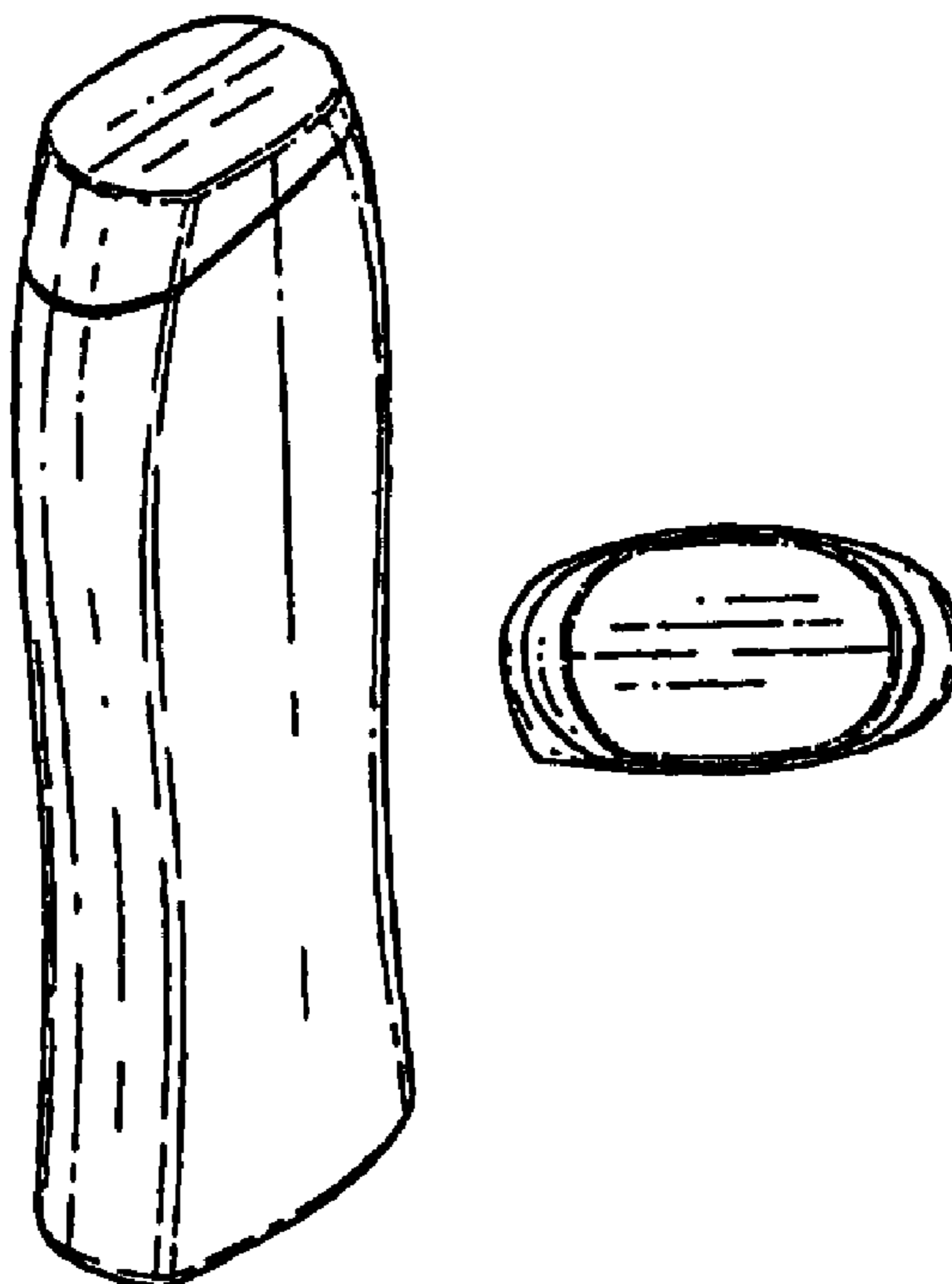
FIG. 4 is a right side elevational view thereof;

FIG. 5 is a rear elevational view thereof;

FIG. 6 is a left side elevational view thereof; and,

FIG. 7 is a bottom plan view thereof.

**1 Claim, 1 Drawing Sheet**






Fig. 1



Fig. 2




Fig. 3




Fig. 4

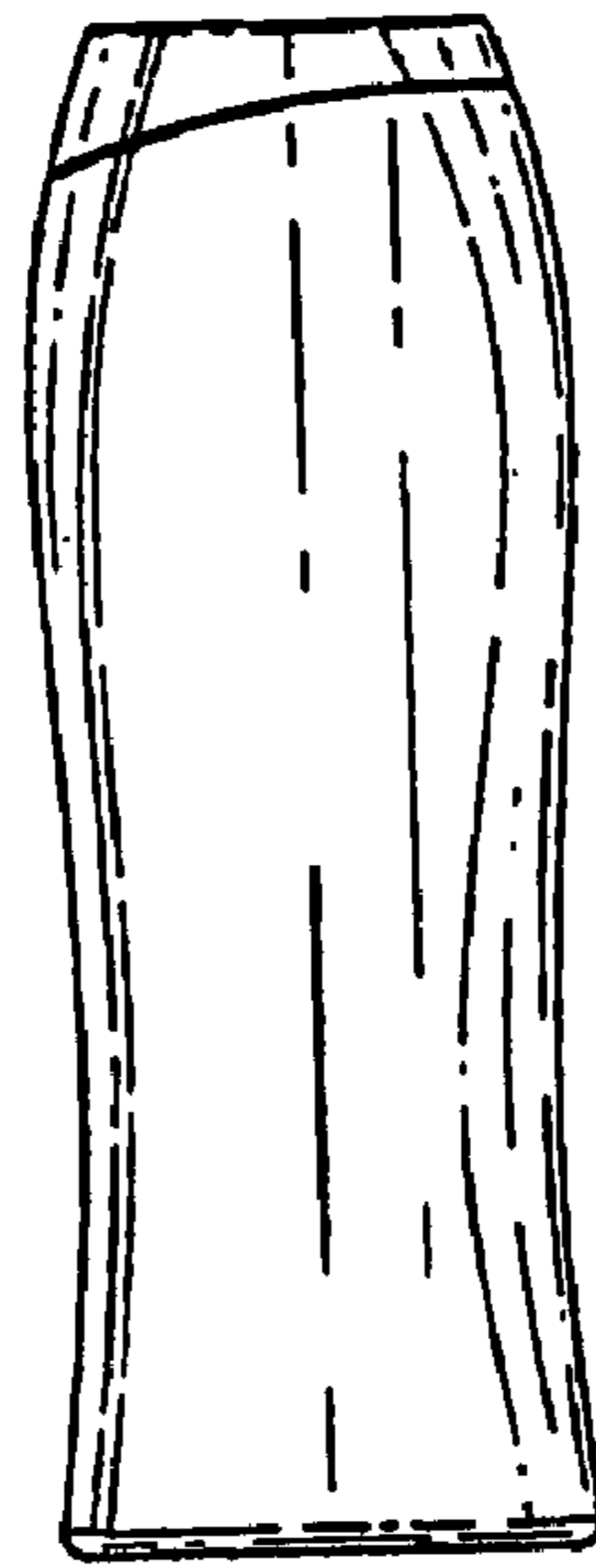


Fig. 5



Fig. 6




Fig. 7